



COLLEGIATE
COMMISSIONERS
ASSOCIATION

2023

BASEBALL UMPIRES MANUAL



IN FOCUS THIS YEAR

- 2023 Points of Emphasis
- Q&A with NCAA National Coordinator of Baseball Umpires

FOR CREWS OF TWO, THREE,
FOUR & SIX UMPIRES



STANDING BEHIND YOU AND YOUR GAME

Baseball • Basketball • Football • Lacrosse • Soccer
Softball • Volleyball • Wrestling

NAS
PREFERRED VENDOR





**COLLEGIATE
COMMISSIONERS
ASSOCIATION**

**Baseball Umpires Manual
2023**

Baseball Umpires Manual 2023

Copyright © 2023 by the Collegiate Commissioners Association

To order, contact Referee Enterprises, Inc., at 1-800-733-6100

Produced by Referee Enterprises, Inc., publishers of *Referee* magazine.

Major portions of this book are protected by copyrights of Referee Enterprises, Inc., and are used by permission. Copying in whole or in part is prohibited without prior written consent from Referee Enterprises, Inc. and the Collegiate Commissioners Association. PLAYPIC® and MECHANIGRAM® are registered trademarks of Referee Enterprises, Inc.

Printed in the United States of America

ISBN-13: 978-1-58208-544-9

Contents

Introduction	7
Conference Contacts	8
Opening Pitch	10
NCAA Umpiring Coordinators	13
2022 Championship Umpires	13
All Umpires	14
SECTION 1: Mechanics Changes 2023	15
SECTION 2: Mechanics Points of Emphasis	16
2.1 Fly Ball Focus	16
2.2 Directing Coaches to the '45'	17
2.3 Prolonged Suspension	18
2.4 Be Stopped and Still for Force Plays.....	20
2.5 The Strike Zone	20
SECTION 3: Character and Conduct	22
3.1 Character	22
3.2 Conduct and Ethics	23
3.3 Standards for Removal from the Game	24
3.4 Coach/Umpire Philosophy	26
3.5 Misconduct Penalties Chart	28
SECTION 4: General Principles and Guidelines	30
4.1 Style and Form of Calls	30
4.2 Handling Situations	30
4.3 Handling Fights	31
4.4 Suspensions	32
4.5 Protests	32
SECTION 5: Basic Umpiring Guidelines	33
5.1 Mechanics Philosophy/Basic Concepts	33
5.2 Basic Starting Positions	34
5.3 General Balk Responsibilities	34
5.4 Rundown Plays	34
5.5 Positioning for Taking Plays	35
5.6 Crew Pregame Meeting	35
SECTION 6: Previous Points of Emphasis	37
Key	41

(Contents continued on next page)

SECTION 7: Mechanics for a Crew of Two Umpires	42
7.1 Basic Principles	43
7.2 Balk Concentration	43
7.3 Basic Outfield Coverage	44
7.4 Overthrows	44
7.5 No runners on	45
7.6 Runner on first	56
7.7 Runners on first and second	70
7.8 Bases loaded	77
7.9 Runners on first and third	82
7.10 Runner on second	88
7.11 Runners on second and third	94
7.12 Runner on third	100
SECTION 8: Mechanics for a Crew of Three Umpires	105
8.1 Basic Principles	106
8.2 Balk Concentration	106
8.3 Line Drive Responsibilities	107
8.4 Basic Outfield Coverage	107
8.5 Overthrows	108
8.6 No runners on	109
8.7 Runner on first	116
8.8 Runners on first and second	129
8.9 Bases loaded	138
8.10 Runners on first and third	144
8.11 Runner on second	153
8.12 Runners on second and third	165
8.13 Runner on third	174
SECTION 9: Mechanics for a Crew of Four Umpires	179
9.1 Basic Principles	180
9.2 Balk Concentration	180
9.3 Line Drive Responsibilities	181
9.4 Basic Outfield Coverage	181
9.5 Overthrows	182
9.6 No runners on	183
9.7 Runner on first	192
9.8 Runners on first and second	201
9.9 Bases loaded	207
9.10 Runners on first and third	212
9.11 Runner on second	218
9.12 Runners on second and third	223
9.13 Runner on third	228
SECTION 10: Mechanics for a Crew of Six Umpires	234
10.1 Basic Principles	235
10.2 Balk Concentration	235
10.3 Umpire Responsibilities	235
10.4 No runners on base or runner on third base only	237
10.5 All other runner combinations	244
Signal Chart	243

Welcome to the 2023 CCA Manual

Greetings and welcome to the 2023 college baseball season. Let me first begin by congratulating all of our umpires on a tremendous 2022 regular season and 2022 postseason! What an incredible job displayed by all stakeholders of college baseball umpiring: the leadership team at the NCAA; the guidance executed by the dedicated conference coordinators and administrators; the support by the CCA and the CCA Baseball Umpire Mechanics Manual Committee acting in coordination with one another; and finally, the highly dedicated men and women who umpire college baseball at all of our levels and all over these great United States of America. Without each of you working at your extreme best, our 2022 season would not have been one of the most successful college baseball seasons to date!

The CCA Baseball Umpire Mechanics Manual Committee is made up of Division I, Division II and Division III conference baseball umpire coordinators in a focused effort to provide college baseball umpires with the most forward-thinking mechanics and intuitive Points of Emphasis. The committee has decided for the 2023 season that we wanted umpires to focus more on a few key Points of Emphasis for the 2023 season as the committee feels mechanically NCAA umpires are very solidified in their abilities to work the approved systems throughout college baseball umpiring.

Please remember that with every registration as an NCAA college baseball umpire, the NCAA Baseball Umpire Program along with the CCA and the CCA Baseball Umpire Mechanics Manual Committee expect all umpires to execute the approved published mechanics and follow through with all Points of Emphasis that are written in the 2023 manual. There is no feasible excuse at making up or implanting and deviating from any and all approved mechanics. We also would like to encourage that if any umpire at any level has a suggestion in regards to any mechanical suggestion or clarification of any Point of Emphasis to please reach out to your conference coordinator and have them bring your suggestion to the committee's attention for future consideration. Speaking for the committee, it is our sole purpose and mission on working on and improving the mechanics for college baseball umpires, period!

Always remember to do what is right, what is defendable and finally what is honorable. Have an incredible 2023 college baseball season everyone!

Billy Haze, Acting Chair
CCA Baseball Umpire Mechanics Manual Committee





CONFERENCE	COMMISSIONER	COORDINATOR
America East	Brad Walker	Chris Marshall
American Athletic	Mike Aresco	Rich Fetchiet
Atlantic Coast	Jim Phillips	Troy Fullwood
ASUN	Ted Gumbart	Paul Guillie
Atlantic 10	Bernadette V. McGlade	Tony Thompson
Big East	Val Ackerman	Rich Fetchiet
Big South	Kyle B. Kallander	Troy Fullwood
Big Ten	Kevin Warren	Rich Fetchiet
Big XII	Bob Bowsby	Rich Fetchiet
Big West	Dan Butterly	Dave Yeast
Colonial Athletic	Joseph D'Antonio	John Porter
Conference USA	Judy MacLeod	Troy Fullwood
Horizon League	Julie Roe Lach	Mike Conlin
Ivy League	Robin Harris	Chris Marshall
Metro Atlantic Athletic	Richard J. Ensor	Chris Marshall
Mid-American	Dr. Jon A. Steinbrecher	Rich Fetchiet



Collegiate Commissioners Association

Founded 1938

CONFERENCE	COMMISSIONER	COORDINATOR
Mid-Eastern Athletic	Dr. Dennis E. Thomas	John Porter
Missouri Valley	Jeff Jackson	Mike Conlin
Mountain West	Craig Thompson	Tom Hiler
Northeast	Noreen Morris	Chris Marshall
Ohio Valley	Beth DeBauche	Paul Guillie
Pac-12	George Kliavkoff	Dave Yeast
Patriot League	Jennifer Heppel	Rob Healey
Southeastern	Gregory Sankey	Paul Guillie
Southern	Jim Schaus	Paul Guillie
Southland	Tom Burnett	Mike Fagan
Southwestern	Charles McClelland	Robert Holloway
Summit	Tom Douple	Mike Conlin
Sun Belt	Keith Gill	Paul Guillie
West Coast	Gloria Nevarez	Tom Hiler
Western Athletic	Jeff Hurd	Dave Yeast



Opening Pitch

Q&A with George Drouches

NCAA National Coordinator
of Baseball Umpires



Q: From a national umpiring perspective, what were you pleased with that you saw during the 2022 season?

A: The 2022 season was an exceptional NCAA baseball season from top to bottom — all divisions, regular season and in particular, the NCAA Baseball Championships. Possibly, the best in many years.

Q: Conversely, what did you see in the 2022 season that caused you concern or made you think it's something that needs to be addressed going forward?

A: It's progress — not perfection, here, as an umpiring industry. We were much better enforcing the 20-Second Action Clock from the previous year, especially the mentoring conferences; and as a reminder, all stakeholders of NCAA Baseball need to respect the rationale behind the 20-second action clock and support it accordingly.

Q: Last season, there were still some concerns about what the pool of available umpires would look like due the lingering effects of the COVID-19 pandemic. What's your perspective on where things now stand entering the 2023 season?

A: The lingering effects of the pandemic has slowed, more than likely, many Division II and Division III conferences from moving toward a three-umpire crew and away from presently a two-umpire crew. Attrition is a more prevalent discussion, as umpires are in demand and not just fees, but the appreciation of one's true intrinsic value to that conference enters the discussion more than ever now in regards to advancement opportunities, whether regular season or Championship-related.

Q: The NCAA is returning to in-person clinics this season after going virtual-only for the past two years, again due to the pandemic. How important is it both from a morale and an educational standpoint for a national umpiring organization to be able to meet together in person and resume business as usual?

A: Our last NCAA in-person umpire clinic was Jan. 26, 2019, in Pittsburgh. My observations have been that officials love to network, talk life, baseball, shake hands, even hug ... the excitement of getting together positively accelerates our brotherhood morale. And leave no doubt, our fellowship is strengthened, immensely. Educationally, this is a must for any NCAA umpire — wanting to have a get-better agenda.

Q: Realignment caused quite a stir in the offseason, as it now appears some conferences, and therefore their umpiring staffs, will stretch from coast to coast. With that in mind, how important is it for umpires to adhere to a national standard of guidelines and expectations moving forward?

A: The College Commissioners Association (CCA) requires that officiating staffs enforce the NCAA Rules Book and CCA Baseball Umpires Manual, and as stated in our Division I Baseball Game Officials Manual, this criteria holds true, regarding all divisions: In order to be considered to officiate in the NCAA Division I Baseball Championship, officials will be expected to consistently enforce the rules as written during the regular season.

Q: The 20-second action clock again will receive a lot of attention this spring as the rule was tweaked once again in an effort to improve pace of play. Overall, how do you feel umpires have done with enforcing the rule as written, and where is there room for improvement?

A: Much, much better consistency in 2022 from 2021. As I have stated many times, enforce the rules as written and the players and coaches will adjust, period. Regarding room for improvement: my immediate ask is that all Division I institutions install a visible clock(s) in 2023, and that many Division II and III institutions do so in 2023 as well.

“ My observations have been that officials love to network, talk life, baseball, shake hands, even hug ... the excitement of getting together positively accelerates our brotherhood morale. ... Educationally, this is a must for any NCAA umpire — wanting to have a get-better agenda. **”**



Q: Another rule change sure to receive notice is the prohibition against the use of celebratory props outside the dugout. What is the national directive to umpires regarding these situations and how they should be handled?

A: There is no place in NCAA college baseball for this unsportsmanlike act, as this is not celebration, this is intimidation, and is no longer tolerated outside a respective dugout. Period. This rule is intended to minimize potential acts of unsportsmanlike conduct directed at opposing teams or players on the field of play. After a warning for the first offense, ejection from the contest of one of the offending players is warranted. I fully expect each conference will address this unsporting act as well with their head coaches.

Q: Video review also again received attention during this rules cycle. How does its use continue to impact the college game?

A: Video Review is being utilized more and more each season by Division I conferences. Whether centralized or curbside, its impact and evolution since 2015 has truly cleansed our game and has eliminated the possibility that our great game of college can be compromised.



NCAA Umpiring Coordinators

Division I

George Drouches
P.O. Box 27641, Golden Valley, MN 55427
georgedrouches@gmail.com
(952) 227-3347 (O), (612) 432-5351 (C)

Division II

Scott Taylor
1901 N. Emerson Ave., Indianapolis, IN 46218
d2umpires@gmail.com
317-507-6233 (C)

Division III

Don Umland
101 Muhs Circle, Eldridge, IA 52748
donumland@yahoo.com
(563) 340-3825 (C), (309) 794-7706 (F)

Director of Umpire Training

Billy Haze
6079 Puerto Drive, Rancho Murrieta, CA 95683
billyhaze0809@gmail.com
(916) 690-7082 (C)

2022 NCAA Championship Umpires

Division I	Division II	Division III
Scott Cline Nolensville, Tenn.	Adam Berg St. Paul, Minn.	Ron Black Lima, Ohio
Chris Coskey Springfield, Mo.	Rick Cacciatore Waltham., Mass.	Jerry Buresh Glen Allen, Va.
Adam Dowdy Chandler, Ariz.	Ray Chamberlin Minneola, Fla.	Toby Formiller Neenah, Wis.
Darren Hyman Chandler, Ariz.	Drew Eaton San Angelo, Texas	Mike Griffin Dedham, Mass.
Grady Smith Fishers, Ind.	Josh Gottlieb Turlock, Calif.	Sam Kayea Lewisville, Texas
Kevin Sweeney Bristow, Va.	Trevor Hinson Lexington, N.C.	Justin Sims West Deptford, N.J.
Jake Uhlenhopp Tempe, Ariz.	Scott Wyckoff Middletown, Ohio	Donnie Smith Rochester, N.Y.
Mark Wagers Wichita, Kan.	Steve Zawisky Mechanicsburg, Pa.	Ben Williams Channahon, Ill.





Mechanics Changes

Mechanics Points of Emphasis

Character

Conduct and Ethics

General Principles

Pregame Outline

Section Mechanics Changes 2023

There are no CCA-approved mechanics changes for the 2023 NCAA college baseball season.

2.1 Fly Ball Focus

Regardless of the umpire system, one of the hardest and most frequent responsibilities we have is reading fly balls and deciding whether to go out. Often, when we make the incorrect decision, it is because we do not take the adequate amount of time to process all the factors involved in determining our action. General guidelines for this process are as follows:

1. Understand instances of trouble, to include:
 - a. Fair and foul decisions, including fielders moving toward the line aggressively
 - b. Fielders moving straight in or straight back aggressively (catch below the waste or a dive)
 - c. Converging fielders
 - d. Fly balls challenging the fence, possibly leaving the field in flight or on a bounce
 - e. Adverse weather conditions such as wind, rain, or sun
 - f. Note: The ability of an umpire to go out and standard for trouble may be altered/limited by the umpire system or starting position on the field of the calling umpire (such as not leaving the infield in the two-umpire system, among others).

2. Pause and identify if a fly ball is clearly within our specific fly ball coverage area, clearly in our partner's area, or in a coverage area where multiple umpires share fly ball coverage responsibilities. This determination will dictate our next movement, depending on the umpire system. Note: Identifying the position of fielder pre-pitch can aid this process.

3. Pause and read the other umpires on your crew if the ball is in a possible shared coverage area and once it is determined fly ball responsibility is yours, subsequently, read the movements and actions of the fielders in the vicinity of the ball. It is recommended umpires engage in this part of the process from a stopped position, opened to the fielders, commonly known as a read-step, while giving significantly more attention to the actions of the fielders, rather than the flight of the ball. Be cognizant that the various umpire systems and your position on the field can change the amount of time available to make your read.

4. React to the fielder's movements. If you make the decision not to go out, continue through the mechanics of the system maintaining or passing off fly ball coverage as defined in this manual. If you make the decision to go out:

a. Communicate your actions verbally ("I'm out") and/or non-verbally (turning your back and running to the outfield) to your crew. Note: Coordinators will play a large role in defining how this communication takes place in their respective conferences.

b. Move into the best position to rule on the catch/no-catch. Broadly, optimal positioning will put the umpire "in the window" to view all elements of the catch including the ball entering the glove. Movements shall be under control to allow umpires to stop timely.

c. Set before any critical action of the ball or fielders occurs. Priority should be placed on being set for this type of play, rather than advancing an additional step or two (commonly branded "move as far as the play will allow"). Umpires should remain in an athletic position while observing this action should subsequent movement be necessary.

d. Finish the elements of the play. Umpires should not take their eyes off a catch determination until all elements of a rule book defined catch have been satisfied.

e. Signal your determination of the play, understanding your back is often to the playing field and press box in these scenarios. While engaging in this process, focus on making safe reads on fly balls. Understanding this process will never be perfect, erring on the side of "going out" and having an umpire out for a routine catch is preferable to fielders diving and crashing with no umpire in the outfield.

2.2 Directing Coaches To The "45"

The NCAA has spent significant time and resources identifying a course of action to address the rising number of head coach ejections in NCAA baseball. While ejections will always exist, it is the goal of the conference coordinators and umpire improvement program to provide all NCAA umpires with tools to handle all situations in a more consistent manner. As part of this ongoing initiative, umpires must continue to direct all head coach/umpire interactions to the 45-foot mark of either the first or third base foul line, or outside of the dirt circle depending on the discussion and involved umpires(s), remembering to conduct socially distant conversations.

We strive to eliminate situations where head coaches are emotionally running on the field in the direction of a base umpire



or entering the dirt circle to address the plate umpire. The process of directing coaches to rulebook mandated positions on the field will allow head coaches and umpires an adequate amount of time to get emotions under control and conduct a professional and meaningful discussion.

With these protocols, it is inevitable a conversation will start in an unacceptable position under the guidelines. It is critical for umpires to direct head coaches to one of the acceptable spots on the field in a calm, non-confrontational manner, communicating a desire to talk to them, listen to them, explain to them, or answer their questions while firmly expressing it must take place at one of the designated spots. If a head coach refuses to comply, the NCAA has provided us with the tools to handle this situation, utilizing an official warning and a subsequent ejection, if necessary.

Umpires must be aware of head coaches moving to these designated conversation points. It is not acceptable for umpires to stay in their starting positions or refuse to meet a head coach at one of the designated spots. We are requiring coaches to conduct conversations in certain designated places and we too must follow protocols and engage properly and professionally.

It is our hope that through consistent enforcement of this policy, we can decrease the number of ejections in our game and encourage continued relevant and meaningful conversation between head coaches and umpires.

2.3 Prolonged Suspension

The NCAA Baseball Umpire Program, in conjunction with conference coordinators of baseball umpire, have a goal to eliminate confusion across the entire collegiate baseball landscape concerning the inconsistent application of the Prolonged Participant Suspension.

First, a definition of prolonged: continuing for a notably long time; extended in duration.

The interpretation as it relates to NCAA rule 2-26-h and 5-15-a(4): continued arguing, offensive language or excessive expressions directed at an umpire or game official after an ejection.

During the fall of 2022, coordinators will begin the discussion during coaches' meetings to educate coaches and administrators on the actions of a coach that would necessitate a prolonged suspension. The NCAA Baseball Umpire Program will highlight it in the 2023 NCAA Rules and Officiating Video, and we will ask the American Baseball Coaches Association to address it at their annual meeting, held Jan. 5-8, 2023.

Everyone involved must understand that not all situations are the same and not all will require an additional formal warning. The type of action used by a participant — offensive language, excessive or aggressive behavior — could dictate an automatic prolonged suspension by rule and definition.

The NCAA Baseball Umpire Program and coordinators will educate all officials to first issue an additional warning to a participant which reiterates that an ejection has already occurred, and any subsequent actions may lead to a prolonged suspension.

Current Situation Management

Unless automatic, whereas the participant's actions warrant, an umpire has been instructed first to warn any individual before being ejected with a visible stop sign. It is required that the warning includes this exact verbiage: "This is your warning. If you continue, you will be ejected." If there is an ejection, the ejecting umpire will immediately walk away and refrain from any further dialogue with that individual. (Go in a direction opposite of the offending team's dugout or toward the infield/outfield).

Additional protocol for Prolonged Suspension

We will instruct (teach) the crew chief or appropriate partner to intervene and handle all matters of the situation once the individual is ejected. If a prolonged or failure to leave promptly suspension is warranted — it may be issued by another member of the crew — however, if the actions of the participant intensify to an unsportsmanlike level, prior to the intervention of ejecting umpires crew, the ejecting official can and will issue a prolonged suspension. The crew chief or appropriate official must convey the following language: "You have already been ejected. If you continue, you will be issued a prolonged suspension by rule." If the offender continues, then the official can stick a hand (two fingers) in the air indicating an additional suspension for prolonged arguing after being ejected.

1. In determining whether a participant's actions warrant a prolonged suspension the crew should confer and determine if a suspension is warranted.
2. As example: after an ejection — the participant just won't leave.

Special Note

Physical distancing will still be practiced during an on-field argument or discussion.

The NCAA Baseball Rules state an umpire should direct any head coach toward the 45-foot mark of either the first- or thirdbase fair/foul line. Furthermore, umpires are to direct personnel coming on



the field for argument or discussion around the home plate area and require the head coach to stay on the grass of the dirt/grass circle surrounding the home plate. No exceptions regarding this matter.

2.4 Be Stopped and Still for Force Plays

In order for an umpire to increase his odds for getting a force play correct, it is best if he is in the optimal position to view the play. He must be stopped and still.

While many umpires are programmed to be making moves or adjustments as tag plays evolve, force plays are best judged from a totally stopped and still position. On force plays the umpire moves quickly to the best position, and stops and faces the base after the throw is released. It is recommended that once the umpire is in his final position and facing the base, he remains still and focuses on the play.

Many umpires ask if they need to go set at first base. It is no longer mandatory for an umpire to assume a down position like a scissors or “hands on knees” set. On plays at first base where the play seems routine, a hands on knees set is usually okay. Occasionally, the umpire may see a play that is not routine, such as a likely pulled foot or the fielder having to come off the base to tag the runner. For these non-routine plays it is far easier to make adjustments from a standing set. At second base force plays, umpires should remain in a standing set-not going hands on knees.

2.5 Strike Zone

Enhanced technology and video now allow for stakeholders, coordinators, and umpire supervisors to evaluate each pitch of a game. The work of the home plate umpire has never been evaluated more strictly, or accurately. While this technology is forbidden for use during a contest, there is no quicker way to erode your credibility than having a review of a game show consistent inaccuracies in your decision making as a home plate umpire. Gone are the days of the wide strike zone that ends at the top of the belt and does not include the bottom of the kneecaps and here to stay is a mandate for a strict rulebook accurate interpretation of the strike zone.

To review, the strike zone is defined as the area over home plate from the bottom of the kneecaps to the midpoint between the top of the shoulders and the top of the uniform pants as the batter prepares to swing at a pitched ball. Umpires must make a significant effort to understand and calibrate a strike zone to include pitches which are at the extreme top and extreme bottom of the rulebook defined strike

zone. While catcher's influence and reception may still play a minor role in the delineation of ball and strikes, a steadfast commitment to how the catcher receives a pitch is not the standard by which a pitch should be judged. Accurately discerning pitches just off the plate as balls, but not accurately discerning pitches at the extreme top and bottom of the zone as strikes will cause an inequity in the game slanted towards the offensive team.

Umpires must calibrate and prepare to discern a rulebook defined strike zone.



3.1 Character

Umpires are expected to exhibit and uphold the standards of integrity of the umpiring profession. The image of an umpire demands honesty and high ethical standards. Umpires should make every decision based on the circumstances and facts presented, regardless of an umpire's past history with a particular player or team. No umpire should ever threaten a player, coach or team with future retaliation.

1. Realize the importance of your position and at all times uphold the dignity it demands.
2. Never be jealous of a good break another umpire gets. Your turn may be next.
3. Never use your senior position to embarrass a partner.
4. Be receptive. Open your mind to new concepts and ideas.
5. Be honest with yourself. Unreal expectations place an extra burden on an already intense job.
6. Become a leader. If you adopt a philosophy that you're going to help others reach their goals, you will reach yours.
7. Be passionate. If you're passionate about integrity, honesty and professionalism, you've improved your quality of life through umpiring.
8. Be courageous. Doing what is right and defensible — versus what's popular or safe — takes strong will and conviction.
9. Be aware that perception of you and umpiring can be just as important as ability, and is developed by conduct and actions on and off the field.
10. Enjoy and have fun in your position.

3.2 Conduct and Ethics

1. Umpires shall bear a great responsibility for engendering public confidence in sports.
2. Umpires shall be free of obligation to any interest other than the impartial and fair judging of sports competitions.
3. Umpires shall hold and maintain the basic tenets of officiating which include history, integrity, neutrality, respect, sensitivity, professionalism, discretion and tactfulness.
4. Umpires shall master both the rules of the game and mechanics necessary to enforce the rules, and shall exercise authority in an impartial, firm and controlled manner.
5. Umpires shall uphold the honor and dignity of the profession in all interactions with student-athletes, coaches, school administrators, colleagues and the public.
6. Umpires shall display and execute superior communication skills, both verbal and non-verbal.
7. Umpires shall prepare themselves both physically and mentally and shall comport themselves in a manner consistent with the high standards of the profession.
8. Umpires shall not be party to actions designed to unfairly limit or restrain access to officiating, officiating assignments or to association membership. This includes selection for positions of leadership based upon economic factors, race, creed, color, age, sex, physical handicap, country or national origin.
9. Umpires shall be punctual and professional in the fulfillment of all contractual obligations.
10. Umpires shall work with each other and their governing bodies in a constructive and cooperative manner.
11. Umpires shall never participate in any form of illegal gambling on sports contest, may never gamble on any sporting event in which they have either a direct or indirect involvement, and may never gamble on events involving college athletics.



12. Umpires shall not make false or misleading statements regarding their qualifications, rating, credentials, experience, training or competence.
13. Umpires shall accept responsibility for all actions taken.

– Adopted from the Officiating Development Alliance

3.3 Standards for Removal from the Game

NCAA baseball umpires are entrusted with the authority by rule to remove or eject any participant or member of team personnel from a game. That responsibility should never be taken lightly. The NCAA recognizes that every situation is unique and that umpire discretion is essential to proper rule enforcement. While there are possible unique and extraordinary circumstances, student-athletes and coaches look to the umpires for uniformity in applying consistent standards for ejections. The following general principles should be considered when deciding whether to eject a coach, student-athlete or another member of team personnel from a game.

1. Use of profanity specifically directed at an umpire or vulgar personal insults of an umpire, including accusations of bias or cheating are grounds for an immediate ejection (NCAA 2-25).
2. Once a ball-strike warning has been issued and the umpire notifies the head coach, no coach or player is allowed to continue to argue balls, strikes or half swings from any location. Offenders are subject to immediate ejection (NCAA 3-6f, AR 1).
3. Physical contact with an umpire including bumping, cap billing, shoving, kicking, spitting or spraying or any other physical abuse or threat of physical abuse is an automatic ejection and suspension without a warning (NCAA 5-16b).
4. Refusal to stop arguing and further delaying the game after the umpire has provided the head coach adequate opportunity to make a point is grounds for ejection. The umpire should warn the head coach that he has been heard and that he should return to his position or be ejected. Following an ejection a prolonged argument by any team personnel will lead to suspension (NCAA 2-53, NCAA 5-15a AR 4).



5. If a coach or student-athlete leaves his position or the dugout to argue balls and strikes (including half swings) the individual will be subject to immediate ejection (NCAA 3-6f, AR 2).
6. "Step balk," the head coach is allowed to receive an explanation from the umpire that the call was a for a step balk. Should the head coach continue to argue the call, he will be warned to immediately return to his position (or the dugout) or be subject to immediate ejection.
7. During an argument, if a coach or student athlete makes reference to having observed a video replay that purportedly contradicts the call under dispute, such person is subject to immediate ejection.
8. The use of histrionic gestures (e.g., jumping up and down, violently waving one's arms, or other demonstrations) while arguing with an umpire or stepping out of the dugout or out of the batter's box and making gestures toward the umpire are grounds for ejection.
9. Throwing anything out of the dugout (towels, cups, equipment, etc.) is grounds for an automatic ejection. Actions by players specifically intended to ridicule an umpire are grounds for ejection. An example would include drawing a line in the dirt to demonstrate where the player thought the pitch was thrown.
10. Throwing equipment in disgust over an umpire's call will be grounds for ejection. The umpire may warn the offender for throwing equipment, but if the umpire deems the action severe, the umpire may eject without warning.
11. Any coach or student-athlete who fails to comply with an order from an umpire to do or to refrain from doing anything that affects the administering of the rules and regulations governing play is subject to ejection. Examples include failure to stay within the lines of the batter's box after a warning, refusal to submit a piece of equipment for an umpire's inspection, etc.
12. Ejected persons must comply with the NCAA rules and be out of "sight and sound." Once the ejected person has left the field or dugout, it is the responsibility of the ejected person and of the home institution's game management to ensure the ejected



person complies with all NCAA rules regarding ejections and to report any infractions to the NCAA and respective conference office.

While the standards listed above justify an ejection, they are not all inclusive and umpires are granted discretion to eject any participant, without a warning for objecting to decisions or for unsportsmanlike conduct or language. Many ejections also carry automatic suspension penalties depending upon the specific personnel ejected and the reason for the ejection. In addition, there are other situations that result in immediate ejections, such as a batter charging the pitcher with the intention of fighting, a pitcher intentionally throwing at a batter after a warning or in some instances, without a warning.

3.4 Coach/Umpire Philosophy

While head coaches will still sometimes cross the line when it comes to the interactions with an umpire during a situation, it is imperative that an umpire be the calming influence as opposed to being out of control.

Even if a coach goes ballistic, an umpire is expected to remain professional in his actions. By doing that, and by requesting the same actions from an upset coach, the umpire will diffuse a situation quicker and the game can resume.

While most umpires are aware of their role and responsibility in dealing with confrontational situations, there is still improvement to be made.

- **Stay Calm**

Nothing good can happen when you are just as upset in a discussion as a coach. Coaches are emotionally involved; some are fighting for their jobs and livelihood every game of every season. That is rarely true for an umpire. When umpires lose their composure, they have forgotten their role is to manage the game and the situations that arise.

- **Watch What You Say, Where You Say It**

There is simply no defense for using improper language, whether on the field, in the locker room or anywhere that someone from a team can hear you. You never know who is listening or when there is a recording being made. Even in a casual postgame conversation at a nearby restaurant, you need to keep it clean and don't make any statement that can be used against you.

- **Watch Your Hands**

An umpire should never be the one to initiate contact with a player or coach. Players and coaches face suspension penalties (at a minimum) for making contact with an umpire. If stepping in between an irate coach/player and another umpire or holding up a stop sign does not stop the improper actions, you are better off letting the out of control coach continue to act out. He will face consequences. Even if the coach is out of control, you are likely to only make the situation worse if you do something you aren't supposed to do.



3.5 NCAA Misconduct Penalties

Type of Offense	Offender	Consequence for First Offense	Consequence for Second Offense	Consequence for Third Offense	Rule Ref.
Unsportsmanlike conduct or language directed toward an umpire or an opponent	Assistant coach, player or team personnel	Ejection from present contest plus a one-game suspension	Ejection from present contest plus a three-game suspension by the same individual in the same season	Same as second offense	2-26-f
Unsportsmanlike conduct or language directed toward an umpire or an opponent	Head coach	Ejection from present contest - no suspension	Same as first offense	Same as first offense	2-26-f
Unsportsmanlike conduct or language directed toward an umpire or an opponent	Player whose last listed position is that of a pitcher	Ejection from present contest plus a four-game suspension	Same as first offense	Same as first offense	2-26-e
Game Misconduct – removing team from the field; refusing to continue	Head coach	Ejection from the present contest plus a two-game (2) suspension	Same as first offense	Same as first offense	5-15-b
Prolonged or continued arguing, offensive language or excessive expressions directed at an umpire or game official after an ejection	Any participant	Two-game suspension added to the present accumulative total for applicable suspension penalties	Same as first offense	Same as first offense	2-26-h; 5-15-a (4)
Fighting	Any participant	Ejection plus a four-game suspension	Ejection plus a suspension from the team's next five contests	Ejection plus a suspension for the remainder of the season, including postseason competition	5-16-a
Physical abuse of participants or umpires	Any participant includes head coach	Ejection plus a four-game suspension	Ejection plus a suspension from the team's next five contests	Ejection plus a suspension for the remainder of the season, including postseason competition	5-16-b
Leaving dugout or bullpen at the time of a potential altercation or fight	Player(s) or team personnel (excluding coaches)	Ejection from present contest plus a one-game suspension	Same as first offense	Same as first offense	5-16-c
Leaving position to participate in a fight	Any participant	Four-game suspension after the ejection	Suspended for the remainder of the season	N/A	5-16-c, Penalty (1), (5)



Intentionally throwing at a batter	Pitcher, or pitcher and head coach	Ejection plus a four-game suspension. The head coach is not ejected if no warning is given, if a warning has been given, the head coach is ejected from that game and suspended for one game	Ejection plus an eight-game suspension. The head coach is not ejected if no warning has been given, if a warning has been given, the head coach is ejected and suspended for one game	Ejection plus a suspension for the remainder of the season, including postseason. If no warning is given, the head coach is not ejected. If a warning is issued, the head coach is ejected and suspended for one game	5-16-d, (1), (2), (3)
Verbal abuse/bench jockeying	Any participant or game personnel other than head coach	After a warning, offender is ejected for that game plus a one-game suspension	When verbal abuse/bench jockeying continues, head coach is ejected (no suspension). All others ejection plus one-game suspension	Same as second offense	5-17
Failure to leave sight and sound of the playing field and grandstands after an ejection	Any participant	Three-game suspension added to any penalties already accumulated	Same as first offense	Same as first offense	3-6-d, Note 2 and 3
Collision rule	Player	Ejection from the present contest. One-game suspension	Same as first offense	Same as first offense	8-7
Ejection for tobacco use	Player or team personnel and head coach	Ejected from present contest plus one-game suspension for everyone other than the head coach	Same as first offense	Same as first offense	3-11
Post-participation ejection for unsportsmanlike conduct	Assistant coach, player (other than a pitcher) or team personnel	Ejection from next contest plus a one-game suspension. These two games will be added to any other applicable penalties for other offenses	Ejection from next scheduled contest plus a three-game suspension for a total of four games. These four games will be added to any other applicable penalties for other offenses	Same as second offense	2-26-c; Appendix D
Post-participation ejection	Head coach	Ejected from team's next game-No Suspension	Same as first offense	Same as first offense	2-26-c; Appendix D
Post-participation ejection for a pitcher	Player whose last listed position is that of a pitcher	A total suspension of four games	Same as first offense	Same as first offense	2-26-e
Possession or use of any foreign substance or moisture applied to the hand or fingers, or do anything to deface the ball	Pitcher	Ejection plus four-game suspension	Ejection plus four-game suspension	Ejection plus four-game suspension	9-2-e

Note 1: It is the responsibility of the institution's Head Coach and Director of Athletics to administer and enforce any suspension penalties.
Note 2: Suspension penalties, regardless of the number, shall be served during the offending team's next scheduled contest(s). Post-participation ejections and any applicable suspension penalties shall be served during the offending team's next scheduled contest(s). Penalties for ejections and suspensions shall be served during the next scheduled contest(s).
Note 3: A listing of ejection and suspension procedures is contained in Appendix D.



4.1 Style and Form of Calls

Umpires may have individual mechanics in style and it is recognized that the individual styles of umpires have evolved over a number of years. However, certain fundamentals should be evident in signals and calls.

1. Umpires shall make a signal on all calls with the exception of ball and an obvious catch of a fly ball. Signals are to be visible, crisp and clear. Voice calls should be clearly audible.
2. All signals should project decisiveness to the teams, fans and media. Signals should not be slow to the point of appearing uncertain or causing confusion for the participants, fans or media.
3. Umpires are expected to increase the assertiveness of their call signal and voice as the play becomes closer. A casual, laid-back signal is not appropriate in a crucial, close play. However, over-elaborate, excessive signals are not an acceptable technique either.
4. Umpires should strive to see all plays with body and head in a stable position, not on the move. Whenever possible, a call should be completed in its entirety prior to turning or moving to another position.

4.2 Handling Situations

Umpires must walk a fine line between keeping the game under control and not exacerbating situations with over-aggressive or arrogant actions. Although every situation is unique, umpires on the field should follow the guidelines below:

1. Umpires should remain calm, professional, tactful, firm, in control, fair and impartial. They cannot be perceived as overly aggressive, confrontational, hot-headed, short-tempered, timid, intimidated or nervous. Umpires must never display impatience or a condescending attitude.

2. Umpires are expected to understand their role as a steady, calming influence on the game. Umpires must be able to sort out complex and important situations and cannot be hesitant to make unpopular decisions.
3. Umpires should never ignore occurrences on the field that require their attention to maintain order and control. But when difficult situations arise, it is essential that umpires stay above the emotional fray and never lower themselves to the excitable level of a particular player or coach. Umpires must be clear and decisive, while not overly aggressive or overbearing. They are expected to become more assertive if the situation calls for such, but must control their temper at all times. All in all, umpires must calm volatile situations while keeping control and managing them.
4. Umpires should listen to head coaches if discussions are reasonable and non-emotional. Correct body language is critical during any discussion. Umpires are to be firm and authoritative in conversations with head coaches — but should never initiate an argument. Umpires must not create unnecessary friction by ignoring reasonable inquiries. At the same time, umpires must command respect during difficult situations and never tolerate personal abuse.
5. Umpires must avoid sarcastic remarks and profanity and not insist on the last word. Individual conferences have policies in place that will not tolerate umpires' language, which, if used by a player or coach toward an umpire, would result in discipline.
6. Umpires must not charge a player or coach or follow them if the argument is over and they are walking away. Umpires cannot look for trouble or invite arguments. If a situation can defuse itself, umpires must allow it to happen. Umpires must not be perceived as having escalated a situation.
7. Umpires must not initiate contact with a player or coach. Initiating contact, including "bumping" and physical finger pointing, will subject umpires to disciplinary action.

4.3 Handling Fights

All umpires must be constantly aware of situations that may lead to a physical confrontation between participants. If an umpire senses tension rising or actions that commonly lead to a fight, they should



immediately intervene and use preventive officiating techniques to stop any escalation. If a batter is hit by a pitch, the plate umpire should immediately read the situation and if necessary move to a position to prevent the batter from charging the mound. Often that is not possible as the batter charges quickly and other players are converging. If a physical confrontation has started, all umpires should remain far enough away from the action to be able to identify the participants and not try to stop the confrontation themselves. Umpires must refrain from physically touching players and coaches at any time. After the altercation is over, the entire crew should get together to discuss the possible ejections. After the discussion as a crew, the crew chief should notify each head coach of the ejections, reason for the ejections and if they are suspendable offenses. Umpires are not to discuss lengths of suspensions — those matters are to be handled by the conference office or NCAA.

4.4 Suspensions

If an individual is suspended, the head coach must be notified of the suspension and this notification **MUST** occur before resuming the game and not delayed until after the game. In addition, the umpire will notify game management before leaving the site. The umpire will also notify their conference coordinator immediately after the game and must file the online NCAA Umpire Incident/Ejection/Suspension report within eight (8) hours of the contest.

4.5 Protests

Any protest by the coach of a competing team must be made at the time of the action or incident that caused the protest and before play is resumed. If the game ends (legal contest) in a protestable situation, the offended team has until all fielders have left fair territory to voice its protest intentions. All protests must be made to the umpire-in-chief. No protest shall be allowed involving a judgment decision by an umpire.



Section **5** Basic Umpiring Guidelines

5.1 Mechanics Philosophies/Basic Concepts

- A. Umpire mechanics are a series of compromises.
- B. Base coverage and mechanics are based on the most likely play to happen next.
- C. Mechanics should not be based on unlikely second or third play developments.
- D. Mechanics should not be based on limiting the amount of effort an umpire must exert.
- E. The crew needs to work together to cover the entire field of play without limiting the workload of any one umpire.
- F. College-level umpires must be able to read batted balls and runners and be able to react appropriately with correct mechanics.
- G. While fair/foul and catch/no catch are the first things that can happen on a play, those calls do not automatically call for an umpire to leave their position. On plays that will be extremely close, the umpire should go out to rule.
- H. College umpires do not work an entire season with the same partner and therefore mechanics must be consistent from crew to crew across the country.
- I. Crew communication before every new hitter and during play situations is critical.
- J. Umpires should regularly glance at their partners to assure expected movement and coverage.



5.2 Basic Starting Positions

“A” – in foul territory behind first base

“B” – within the infield, half the distance between the pitcher’s rubber and first base and half the distance between the pitcher’s rubber and second base.

“Deep B” – along the grass dirt line on the first-base side of second base.

“C” – within the infield, half the distance between the pitcher’s rubber and third base and half the distance between the pitcher’s rubber and second base.

“Deep C” – along the grass dirt line on the third-base side of second base.

“D” – in foul territory behind third base.

5.3 General Balk Responsibilities

- A. All umpires should intently watch for all actions that could cause a balk.
- B. If you see a balk, you should call it immediately regardless of your position on the field.
- C. Other umpires should mirror the balk call of their partners to ensure everyone on the field is clear that a balk has been called. (If a coach comes out to argue the call, the umpire that had the balk should walk toward the coach and explain the call.)
- D. There are some balks that are more obvious from some positions (see specific crew sections for details).

5.4 Rundown Plays

All umpires must work to get good angles on run down plays and not get straight lined on the tag. In general, the umpire that has the clearest view of the tag should take the initiative on making the call. Good eye contact between partners is essential.

5.5 Positioning for Taking Plays

The illustrations shown in this manual do not depict actual positions for umpires as plays develop. The illustrations do show the bases for which each umpire is responsible in given situations. Due to the numerous complex possibilities of plays at each base and the plate, umpires are given flexibility to take plays from a position that they deem to be most advantageous without taking themselves out of position for a possible next play.

5.6 Crew Pregame Meeting

The crew chief or plate umpire should conduct a thorough pregame meeting before each game. There should also be a post-game debriefing during which unusual plays, unusual situations, crew self evaluation and game assessment takes place.

An outline of what should be covered in the pregame meeting includes:

Pregame Conference Outline

1. Notify home institution that the crew has arrived
2. Confirm start time
3. Discussion topics
 - a. Uniforms
 - b. Points of emphasis
4. Pregame conference
 - a. Positioning
 - b. Ground rules by home coach
 - c. PU does all talking unless otherwise directed
 - d. National Anthem position
 - e. Run to positions
5. Check swing responsibilities and mechanics
6. Swipe tag and pulled foot mechanics
7. Fair/foul responsibilities
8. Outfield coverage



9. Non-verbal signals
 - a. Infield fly
 - b. Standard rotation
 - c. Reverse rotation
 - d. Umpire going out
 - e. Appeal
 - f. Time Play
 - g. Trap/catch by catcher on third strike
 - h. Outs and count
 - i. Eye contact
10. Review CCA manual play situations
11. Appeals: base touches and tag ups
12. Handling dugouts
 - a. Arguing balls and strikes
 - b. Bench jockeying
13. Arguments
 - a. One on one
 - b. When to step in and when to leave them alone
 - c. After an ejection the umpire should turn and walk away
14. Fights
 - a. Try to stop participants before the fight starts
 - b. If you can't stop them, step back and take numbers of participants
15. Closing
 - a. Rule or mechanics questions
 - b. Hustle at all times
 - c. Communicate
 - d. Good eye contact
 - e. Good timing
 - f. Get plays right
 - g. Have fun and enjoy what you are doing



Section **6** Previous Points of Emphasis

The CCA manual is now in its 20th edition, and it gets updated every year with changes voted on by the Division I conference umpiring coordinators. Except for the first manual, each manual has included points of emphasis. Those topics have been what the national umpiring coordinator, director of umpires, baseball umpire advisors and conference umpiring coordinators have felt needed extra attention across the country.

Those items have either been a change in the mechanics for that year or an area in which there was a need for awareness, improvement or greater consistency.

Some topics have been repeated in the points of emphasis. Umpires should keep their previous manuals and refer to those sections as needed, helping to ensure that issues that have existed in the past do not resurface. Keep in mind that old points of emphasis may no longer apply due to changes made in later years.

With that in mind, here is the list of the previous points of emphasis that have appeared in the CCA Baseball Umpires Manual.

2022

Partner Awareness

Umpires should be aware of the position of their partners on the field at all times. It is important for umpire crews to communicate pre pitch to confirm crew responsibilities. Once the ball is hit, whether in a two-, three-, four-, or a six-umpire system, crews need to have knowledge of what decisions and movements their partners are making within the first few seconds of playing action.

We need to know if a crew member is going out on a trouble ball to the outfield, holding a position at a base, initiating a rotation, or slashing across the infield toward second base. Commonly, when rotations or coverages are missed, or bases are left uncovered, it is because one or more of the crew members were unaware of the status of their fellow crew member and are focused solely on their own responsibilities and coverages. Once the ball is put in play, umpires should work very hard to immediately look at their partners to confirm that each member of the crew is fulfilling their responsibilities. This confirmation will ensure two things: that all members of the crew are moving in a direction toward their next possible play or outfield coverage; and if there is a coverage



breakdown, proper partner awareness coupled with immediate crew communication will help to ensure that all bases are covered on the field.

Most, if not all, missed rotations or blown coverages can be avoided within a matter of seconds simply by each member of the crew having an immediate awareness of where their partners are at all times, and being able to through proper communication, cover all plays on the field without anyone even knowing that an initial mistake was made.

2021/2020 (carried over due to COVID-19 pandemic)

Going Out From the Middle in Three-Person:

This is not done enough throughout the season and when necessary, many umpires are uncomfortable with recognizing this responsibility and using the necessary communication/footwork to properly execute this movement. When used properly, this is an excellent mechanic with tremendous advantages. The CCA mechanics committee highly encourages the proper execution of this mechanic.

Taking Plays at Home Plate:

A lot of umpires are moving and not getting set for plays at home plate.

Umpires should be able to make slight movements and adjustments on plays at the plate to see all critical elements of the play. Picking one spot to see a play often is not the best spot to see those critical elements as the play unfolds; it is very important for umpires to be under control when necessary movements are needed. Controlled movements and getting set on plays is very important but picking one spot to see a play often times is not the best spot to see those critical elements as the play unfolds. If an umpire chooses the wrong spot, is blocked out, or does not make proper adjustments as the play develops, that umpire reduces his chances of getting that call right.

Being closer to tag plays at the plate, working off the catcher's hip, finding the window, and making late adjustments are all very important factors that need to be considered when getting in the best position to get tag plays correct.

Going to one spot and stopping is not a good habit. Generally speaking, on a throw from the outfield, the umpire should read a play at the plate from the point of the plate as a starting position and after reading a potential swipe tag or catcher's movements, move third-base-line extended on the way to an optimal angle and destination as the play unfolds. On a batted ball to the infield and a quick throw to the plate from an infielder, the best starting point is immediately going to third-base-line extended and then work from there. This give the umpire the opportunity to move back to the point of the plate (if necessary) or continue moving beyond third-base-line extended to an optimal angle as the play unfolds.

Runner on Third Base Only:

With a runner on third base only, U1 is responsible for a catch/no catch in his area and may have to take the batter runner to second base if U3 is taking the tag up at third (3 person) or if U2 has gone out (4 person).

On fly balls hit to the left side of the outfield, it is permissible for U1 to take the batter hit-runner to second base from the outside of the diamond (rimming). Taking the batter-runner to second base on the outside of the diamond (rimming) is not permissible on a ball coming from the right side of the outfield.

Taking Plays at First Base (Getting Straightlined):

This was highlighted in our last in-person clinic during our mechanics videos. Umpires are running to a spot and staying there instead of going to a starting point and **READING** the throw and how the fielder is going to receive the throw at first base. Umpires need to read the throw and the fielder and make the necessary adjustments so they are not straightlined at first base.

The CCA mechanics committee requires umpires to take plays at first base somewhere between two steps of the foul line and a 90-degree angle. Overrunning angles to get out in front of the mitt to see the exchange is not permitted if it sacrifices the umpire from seeing a potential swipe tag and/or a pulled foot.

Fly Balls:

Umpires should generally be stopped to see all catches (even routine catches) unless still striving to get a necessary improved angle. This principle always makes a better umpire when something goes wrong on a seemingly routine catch. "Running through" the catch without a valid reason is not an acceptable practice. The umpire should be set to see the critical action of the play and then may move to improve distance after the play is over to help sell the call.

Plate Umpire Positioning for Pitches:

When umpires miss pitches, often they are moving their head and/or body while the pitch is in flight.

Umpires sometimes miss a pitch because when they take their final set for the pitch, they may be in position to see the pitcher, but frequently and habitually have the catcher's head between their eyes and home plate.

The CCA mechanics committee strongly encourages umpires to work well out into the slot and have their entire body locked in and set as the pitch is delivered.



Starting Position and Umpiring Objective:

Umpires are often not in the most ideal position for a play. Usually it is because they are not being held to a standard on achieving the very best position for a play — which has to incorporate a well-planned and realistic starting positioning.

Umpires should work closer on tag plays in order to stay in the window or slot between runner and fielder on the tag.

Runners on First and Second and U3 Goes Out on a Fly Ball (4-Person):

Too often during this situation, we have U2 prematurely running to third base.

Here are some guidelines for utilizing this mechanic:

If U3 goes out, U2 needs to key on R2.

1. If R2 is on the bag and tagging, U2 can slide to third base giving the tag-up and play back into second to U1.
 - U2 will always take the first play that may develop at either second or third base.
2. If U3 goes out and R2 is going half way- U2 should stay at second base.
 - U2 will always take the first play that may develop at either second or third base.

U1 must be better prepared for this type of play and hustling into the infield.

2019

Principles of Plate Work

Three points to consider while working the plate: the positioning of the plate umpire when setting up for a pitch; not turning the head away from possible batter's interference or a runner attempting to steal while calling a strike; and the ability to stay completely focused for an entire game.

Principles of Base Work

Four points to consider while working the bases: stop and get completely set when seeing the critical action of any play; how well are you reading a true throw at first base and when do you stop and get set for a play at first with a ground ball in the infield; how close should you be for a tag play on the bases; and improvement when it comes to "pause, read and react."



Key



Plate umpire



First-base
umpire



Second-base
umpire



Third-base
umpire



Right-field
umpire



Left-field
umpire



Judgment point



Pause



Batter-runner



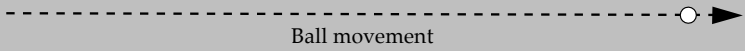
Runner on first



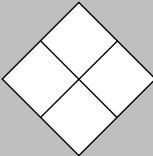
Runner on second



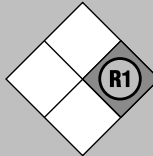
Runner on third




Ball movement




No runners on




Runner on first



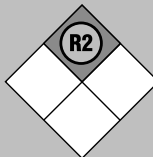
Runners on first
and second



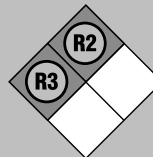
Runners on first,
second and third



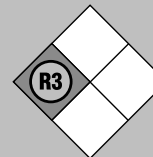
Runners on first
and third



Runner on
second



Runners on
second and third



Runner on third



Section 7

Mechanics for a Crew of Two Umpires



Mechanics for Two Umpires

7.1 Basic Principles

1. Angle is primary, distance is secondary. While this mechanics manual does not delve into the specifics of where an umpire should take a play, know this: With only two umpires, you're not going to be able to get as close as you'd like on some plays. Work to get a great angle.
2. The plate umpire (PU) will move. Helping on a pulled foot at first base ... helping on slides at second base ... covering plays at third base ... the PU is responsible for much more than balls and strikes.
3. Studying two-umpire mechanics will help you understand three umpire mechanics. The two-umpire system is the basis for many coverages with multiple umpires.

7.2 Balk Concentration

There are some balks that are more obvious from some positions.

A. PU should concentrate on:

1. Left-handed pitchers stepping to the plate.
2. Left-handed pitchers coming to a complete stop.
3. Right-handed pitchers coming to a complete stop.
4. Right-handed pitchers gaining ground on the jump turn.
5. Right-handed pitchers closing their front shoulder before the jump turn.
6. Right-handed pitchers breaking their front knee before jump turn.

B. U1 should concentrate on:

1. Left-handed pitchers coming to a complete stop.
2. Right-handed pitchers breaking their front knees before the jump turn.
3. Right-handed pitchers gaining ground on the jump turn.

Note: U1 is no longer responsible for left-handed pitchers stepping to the plate.

7.3 Basic Outfield Coverage

- A. Do not go out automatically on all fly balls in your coverage area.
- B. Pause, read and react. Then go hard and get a good angle. Be stopped when the play occurs.
- C. Four conditions that require an umpire to go to the outfield:
 - 1. The outfielder turns and begins to run toward the outfield fence (possible home run).
 - 2. Multiple players converging on a fly ball.
 - 3. A catch being made below the waist.
 - 4. Outfielder moving toward the foul line and possible fair/foul decision.
- D. If in doubt, go out on fly balls in your coverage area.
 - 1. If you are going out, go out hard.
 - 2. Leave no doubt in your partners mind about whether or not you are going out.
 - 3. If you are not going out, hold your arm out to your partner with your palm facing him and continue with your responsibilities.
 - 4. Once you go out, do not return until the play is complete.
 - a. Exception: With no runners on base and U1 goes out, U1 would return to the plate after ruling no catch for any play on the batter-runner there.
 - 5. U1 positioned within the infield should never cross the base path to observe catch/no catch.

7.4 Overthrows

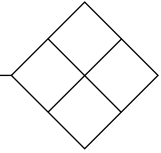
Overthrow responsibility belongs to the plate umpire with one exception.

If the base umpire (with no runners on) goes to the outfield and then rotates to home, overthrow responsibility will then belong to the base umpire at the plate on all overthrows, except the plate umpire (rotated to third) will have the overthrow at third base that goes toward the outfield.

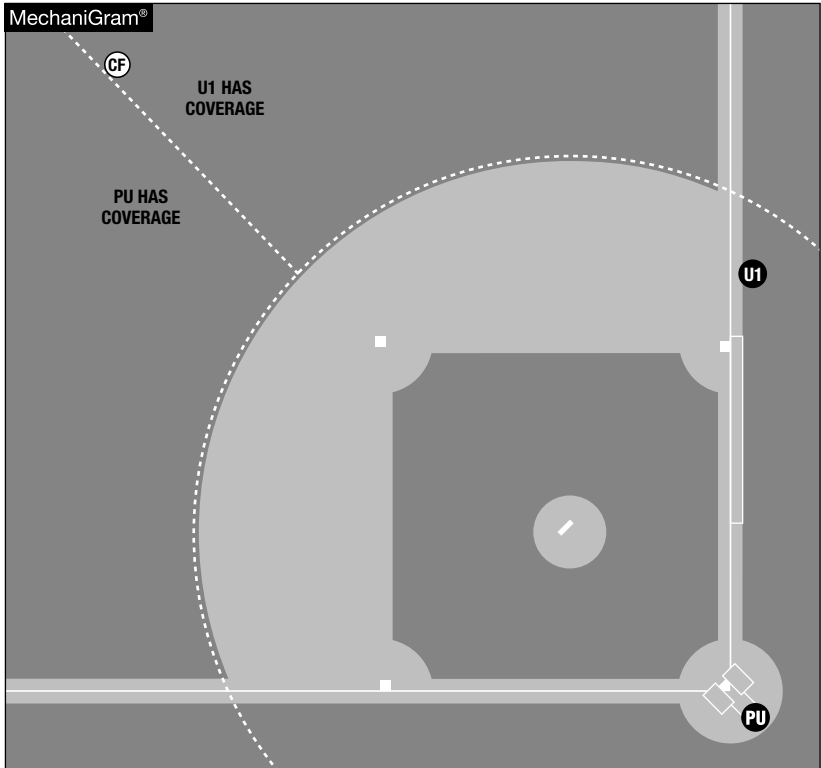




7.5.1 NO RUNNERS ON



Initial Positions and Outfield Coverage



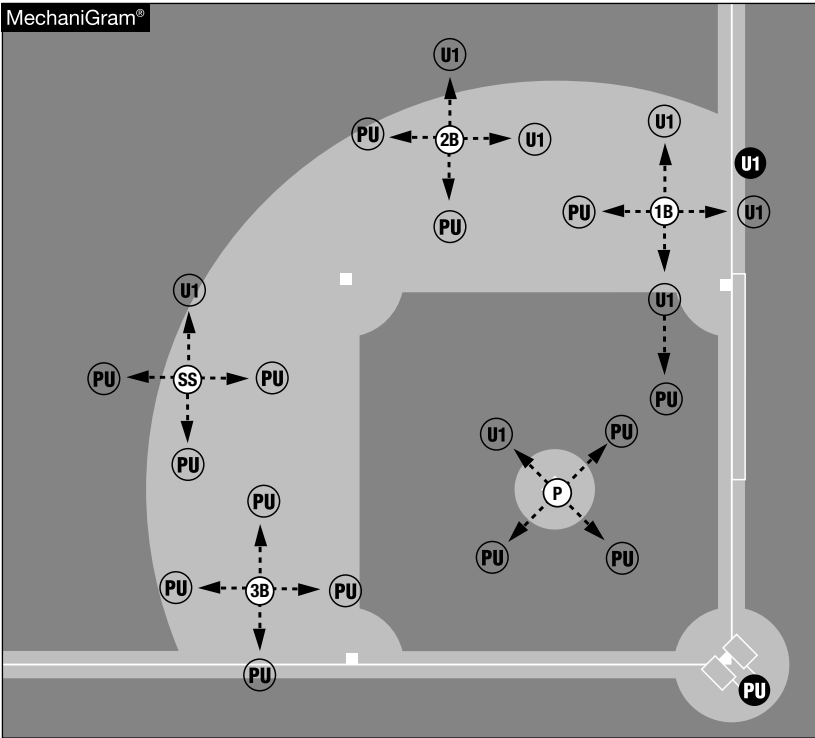
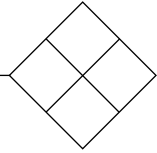
Action on the field: No action

Umpire responsibilities:

PU: Has center fielder moving toward the left field foul line and any ball hit to the left fielder.

U1: Is in the "A" position. U1 dictates outfield coverage and has the center fielder straight in and straight back and any ball hit to the right fielder.

Infield Catch Coverage



Action on the field: No action

Umpire responsibilities:

PU has catches:

1. By the pitcher moving in, left or right.
2. By the first baseman moving significantly in or right.
3. By the third baseman in all directions.
4. By the shortstop moving in, out or toward third base.
5. By the second baseman moving in or toward second base.

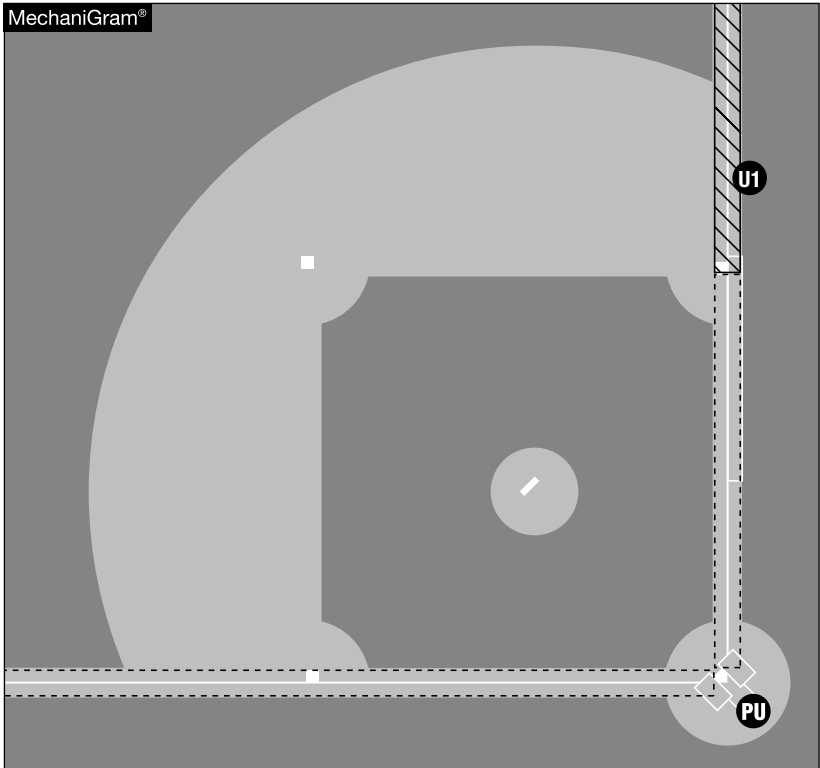
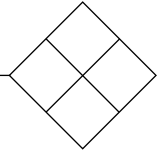
U1 has catches:

1. Immediately in front of the first baseman, out or toward the foul line.
2. By the second baseman moving out or toward first base.
3. By the shortstop moving toward second base.
4. By the pitcher moving back.



7.5.3 NO RUNNERS ON

Fair/Foul Coverage



Action on the field: No action

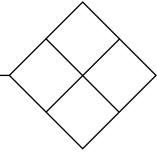
Umpire responsibilities:

PU: Has responsibility for balls up to first base and all balls along the third-base line.

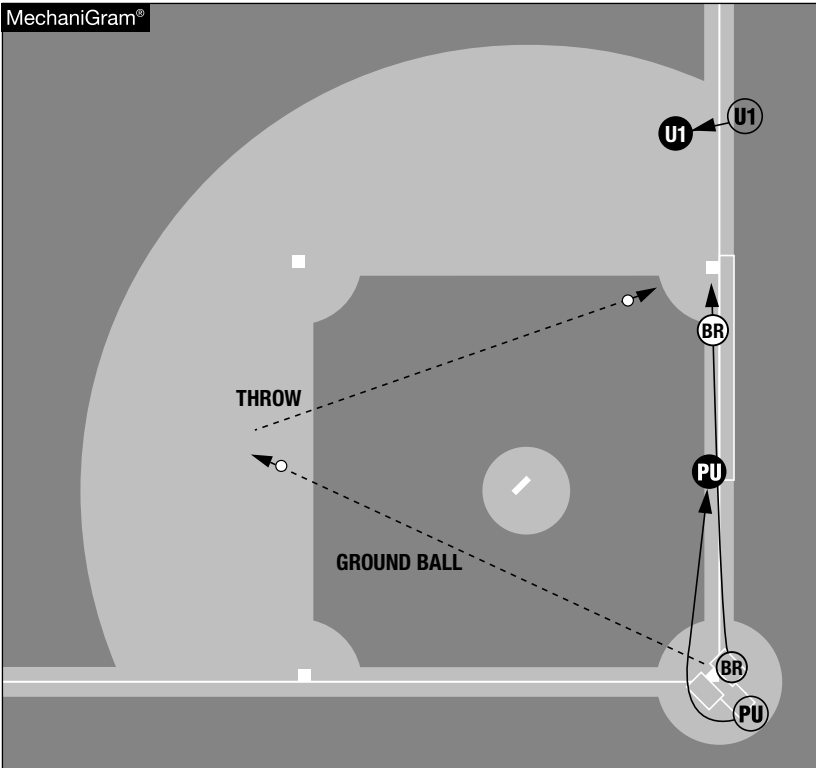
U1: Has responsibility for balls that hit first base and/or go beyond.



7.5.4 NO RUNNERS ON



Plays Within the Infield



Action on the field: Ground ball to shortstop, throw to first base

Umpire responsibilities:

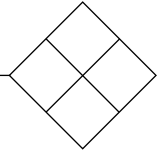
PU: Moves toward first base to assist U1 on swipe tag or pulled foot by the first baseman.

U1: Moves into the best position to rule on plays at first base.

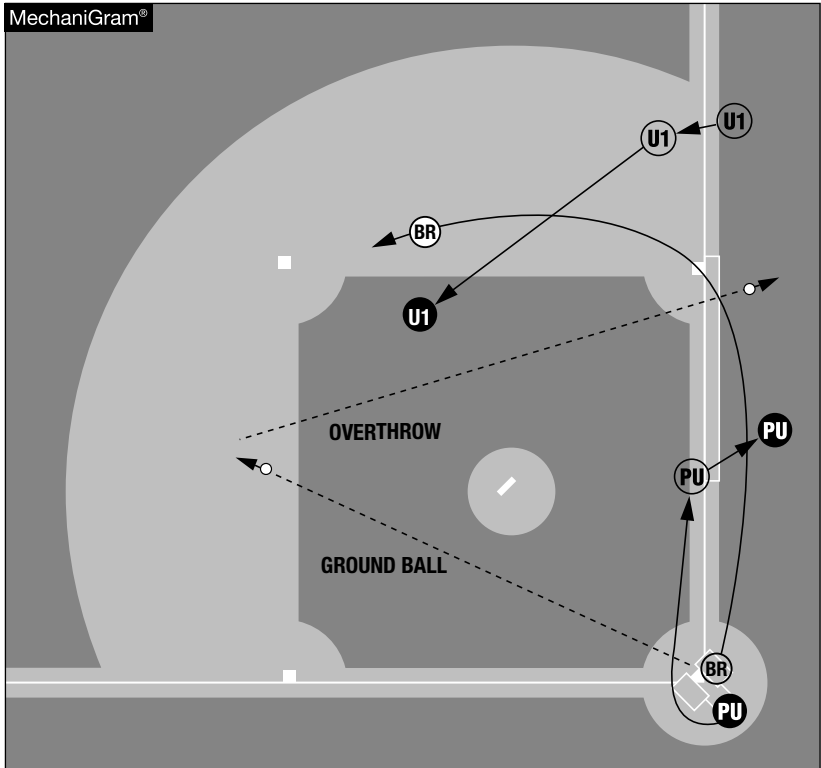




7.5.5 NO RUNNERS ON



Plays Within the Infield: Overthrow



Action on the field: Ground ball to shortstop, overthrow to first base

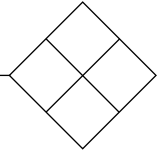
Umpire responsibilities:

PU: Observes the ball and rules if it enters dead-ball territory, moving into foul territory as necessary.

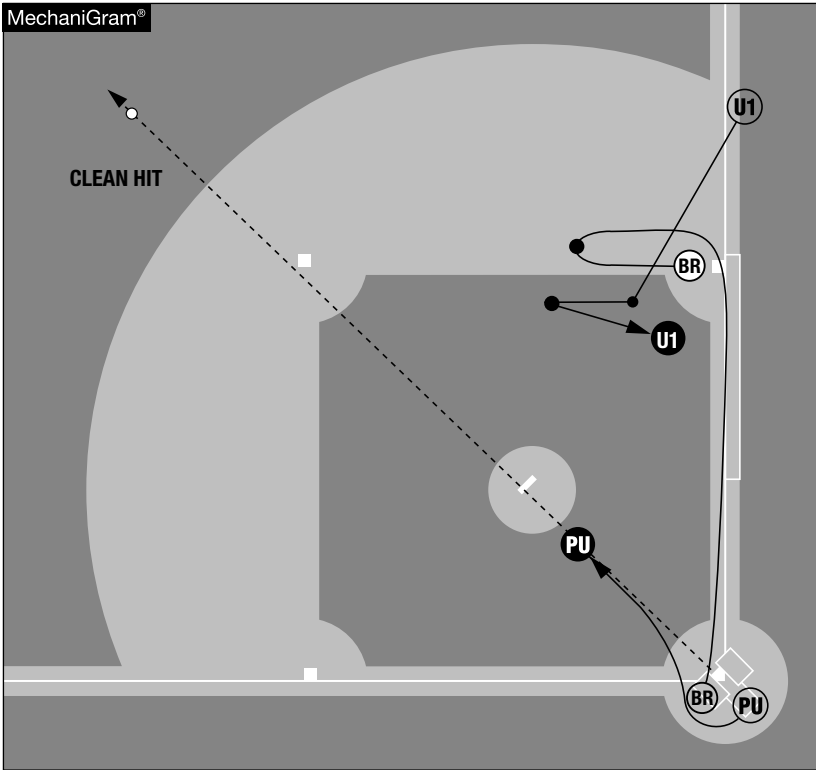
U1: Enters the infield and has all plays on the bases. A pivot is not necessary since the ball was overthrown at first base.



7.5.6 NO RUNNERS ON



Clean Hit to the Outfield



Action on the field: A clean hit to the outfield

Umpire responsibilities:

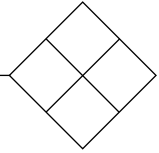
PU: Observes the play.

U1: Enters the infield with a pivot and prepares for all plays on the batter-runner at first base, second base and third base.

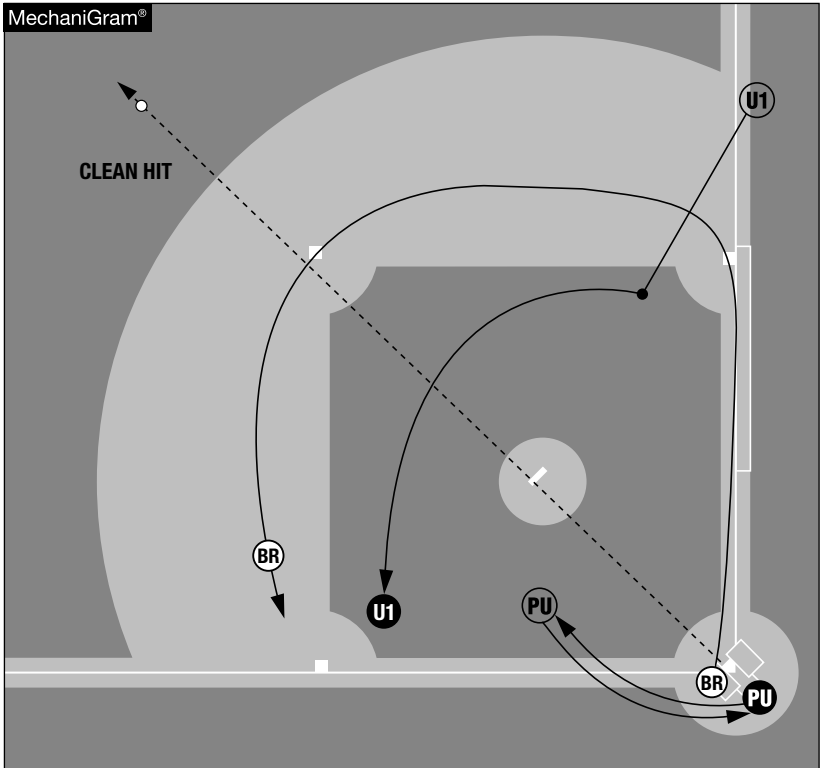




7.5.7 NO RUNNERS ON



Clean Hit to the Outfield: Extra Bases



Action on the field: A clean hit to the outfield results in extra bases

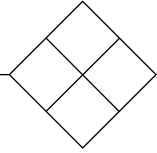
Umpire responsibilities:

PU: Observes the play and returns to the plate for any play there.

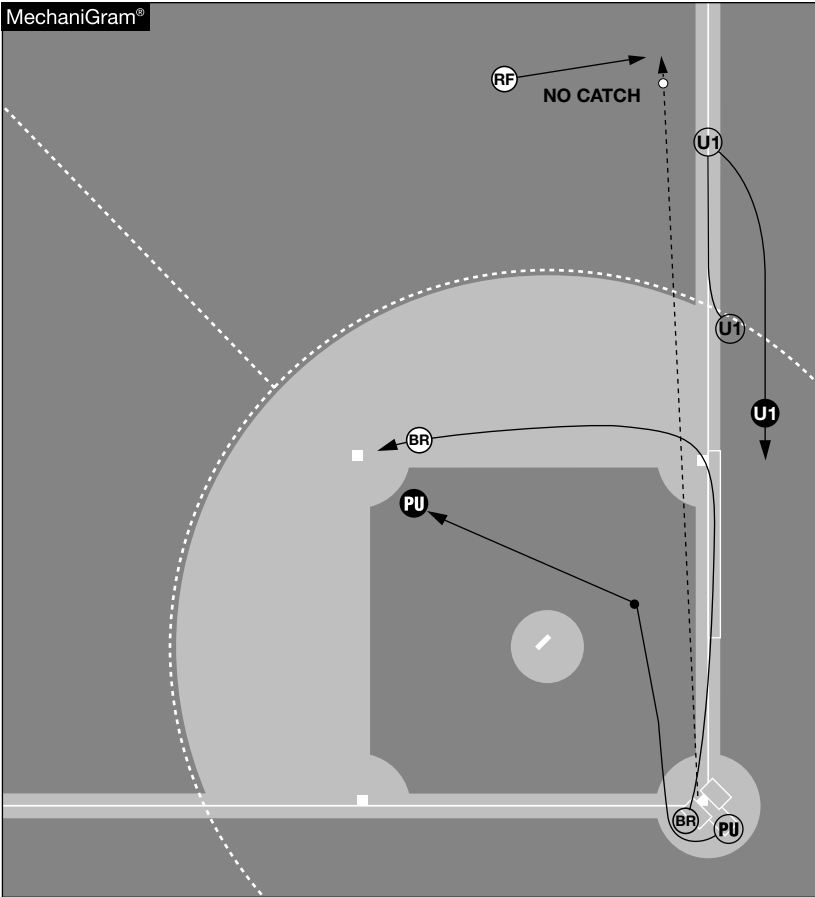
U1: Enters the infield with a pivot and prepares for all plays on the batter-runner at first, second and third base.



7.5.8 NO RUNNERS ON



Fly Ball to Right Field: No Catch, U1 Goes Out



Action on the field: Fly ball to right field, no catch; U1 goes out; the batter-runner advances toward second base

Umpire responsibilities:

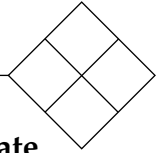
PU: Moves to the infield and has all plays on the batter-runner at first, second and third base.

U1: Moves into position to best view the catch/no catch.

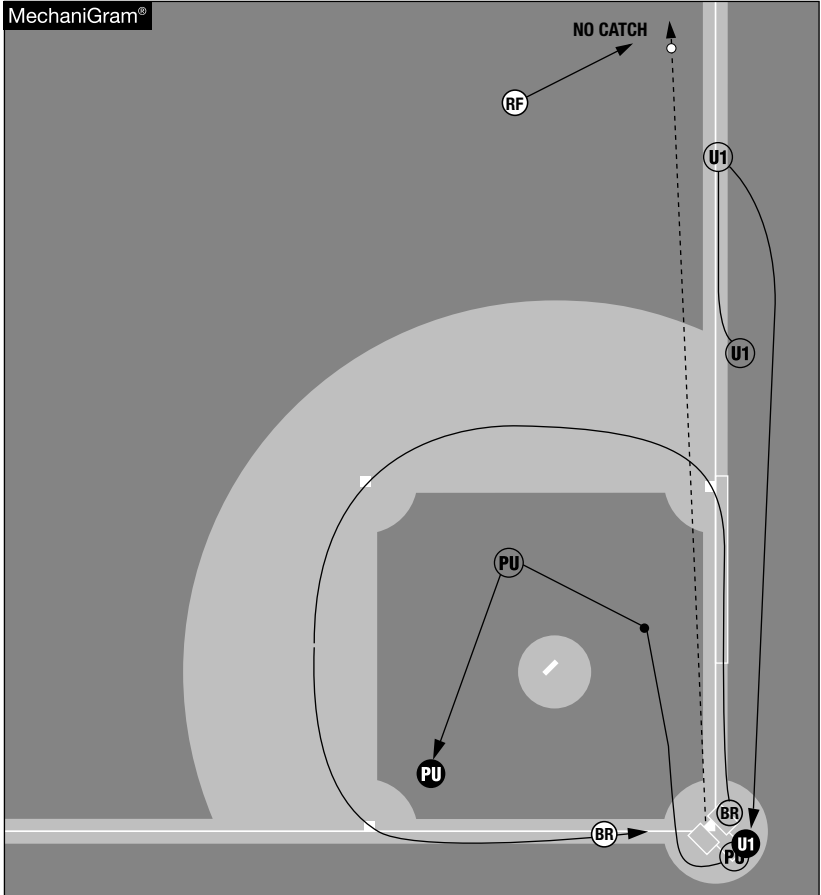




7.5.9 NO RUNNERS ON



Fly Ball to Right Field: No Catch, U1 Goes Out, Play at Plate



Action on the field: A deep fly ball to right field, no catch; U1 goes out; the batter-runner advances toward the plate

Umpire responsibilities:

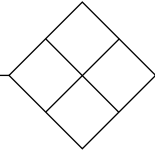
PU: Moves to the infield and has all plays on the batter-runner at first, second and third base.

U1: Returns to the plate in case a play develops on the batter-runner.

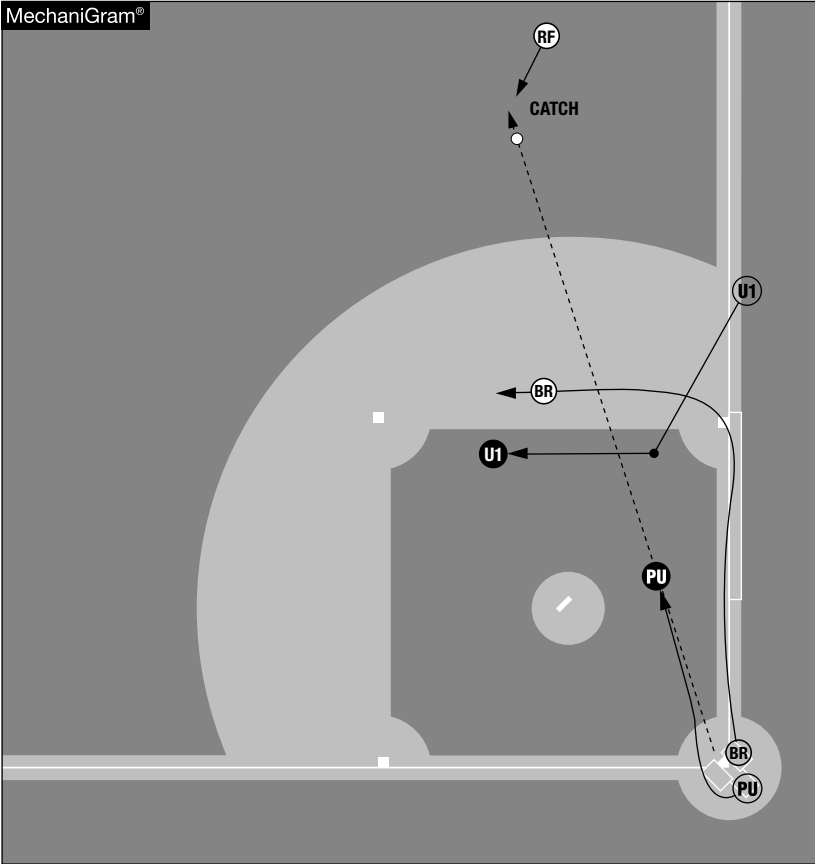




7.5.10 NO RUNNERS ON



Fly Ball to Right Field: Catch, U1 Does Not Go Out



Action on the field: A routine fly ball is hit to right field and U1 does not go out

Umpire responsibilities:

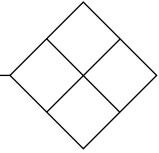
PU: Moves to a position to best view the catch/no catch.

U1: Enters the infield and has all plays on the batter-runner at first, second and third base.

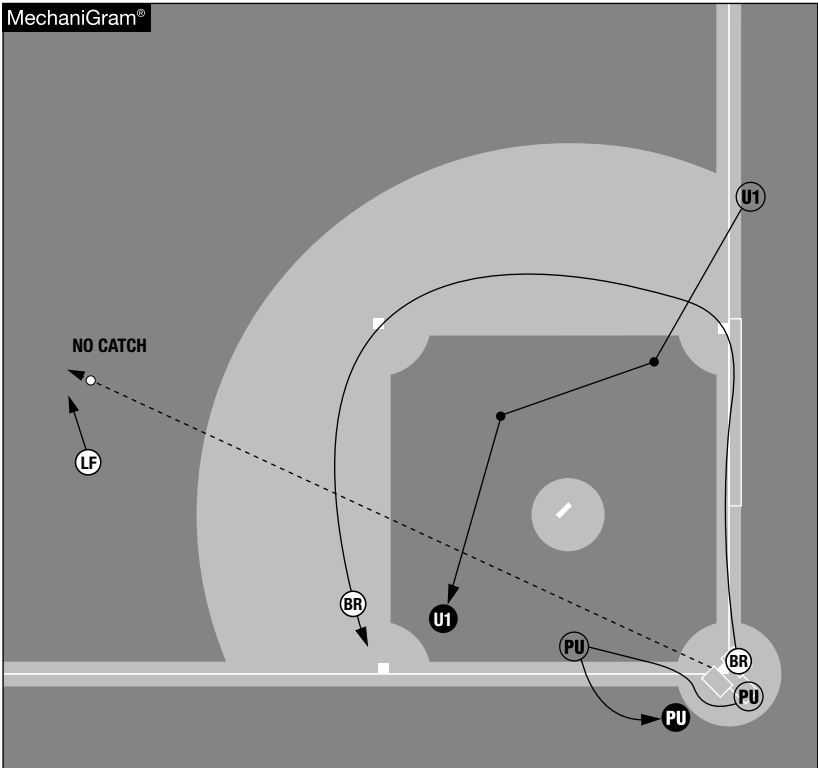




7.5.11 NO RUNNERS ON



Fly Ball to Left Field: No Catch



Action on the field: A fly ball to left field, no catch; the batter-runner advances to third base

Umpire responsibilities:

PU: Moves to a position to best view the catch/no catch. PU then returns to the plate for all plays there.

U1: Enters the infield and prepares for all plays on the batter-runner at first, second and third base.



SECTION 7.6

Runner on first

Initial Positions and Outfield Coverage

PU: Has the left fielder moving toward the left-field foul line and the right fielder moving toward the right-field foul line.

U1: Starts in the “B” position. U1 has outfield coverage from the left fielder straight in or straight back to the right fielder straight in or straight back. This area is commonly known as the “V.”

Infield Catch Coverage

PU has catches:

1. By the pitcher moving in, left or right.
2. By the third baseman moving back or toward the foul line.
3. By the first baseman moving back or toward the foul line.

U1 has catches:

1. By the pitcher moving back.
2. By the shortstop moving in all directions.
3. By the second baseman moving in all directions.
4. By the third baseman moving in or toward the middle of the field.
5. By the first baseman moving in or toward the middle of the field.

Fair/Foul Coverage

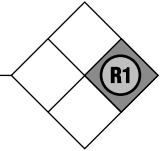
PU: Has responsibility for all balls on both the first- and third-base lines.

U1: Has no fair/foul responsibility.

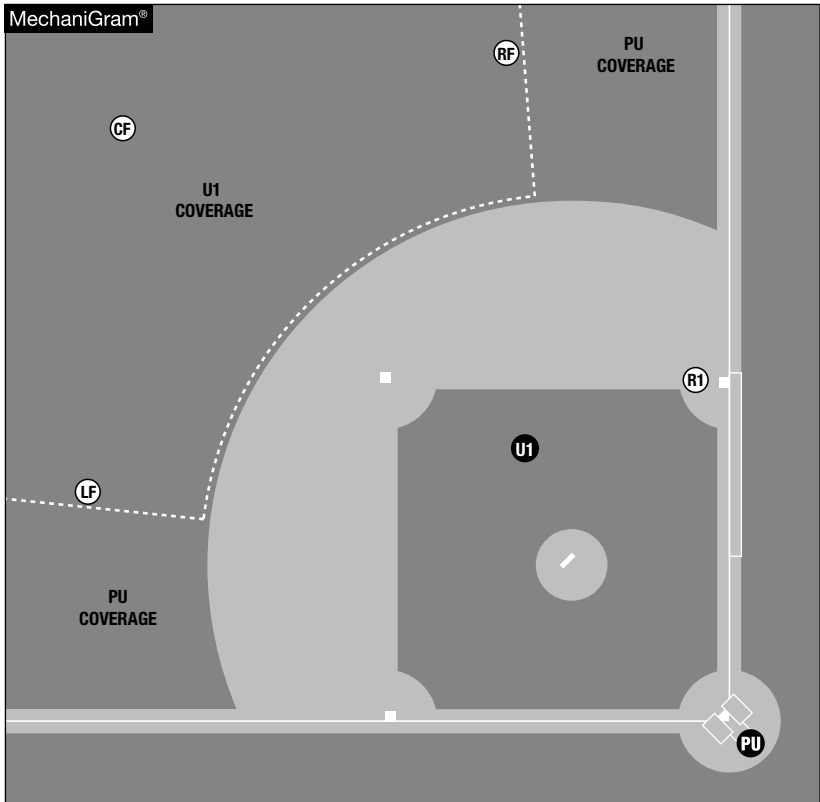




7.6.1 RUNNER ON FIRST



Initial Positions and Outfield Coverage

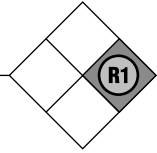


Action on the field: No action

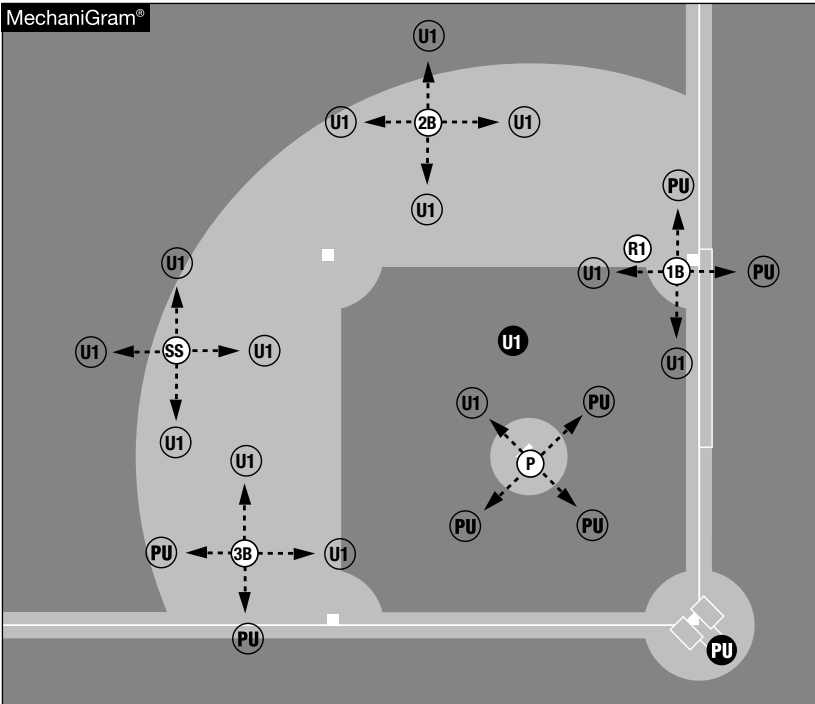
Umpire responsibilities:

PU: Has the left fielder moving toward the left-field foul line and the right fielder moving toward the right-field foul line.

U1: Starts in the "B" position. U1 has outfield coverage from the left fielder straight in or straight back to the right fielder straight in or straight back.



Infield Catch Coverage



Action on the field: No action

Umpire responsibilities:

PU has catches:

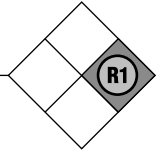
1. By the pitcher moving in, left or right.
2. By the third baseman moving back or toward the foul line.
3. By the first baseman moving back or toward the foul line.

U1 has catches:

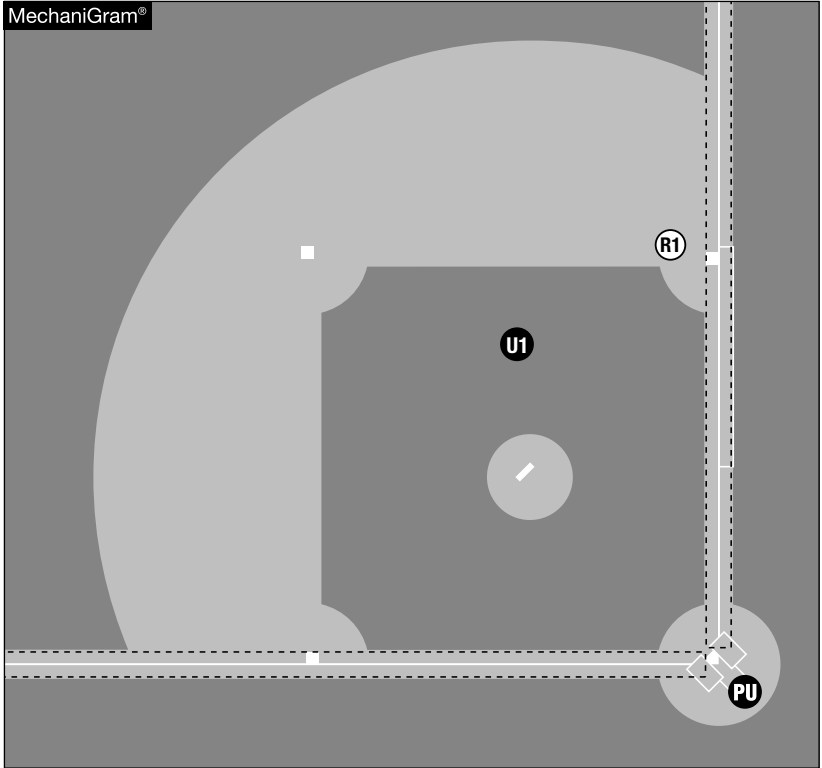
1. By the pitcher moving back.
2. By the shortstop moving in all directions.
3. By the second baseman moving in all directions.
4. By the third baseman moving in or toward the middle of the field.
5. By the first baseman moving in or toward the middle of the field.



7.6.3 RUNNER ON FIRST



Fair/Foul Coverage

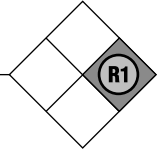


Action on the field: No action

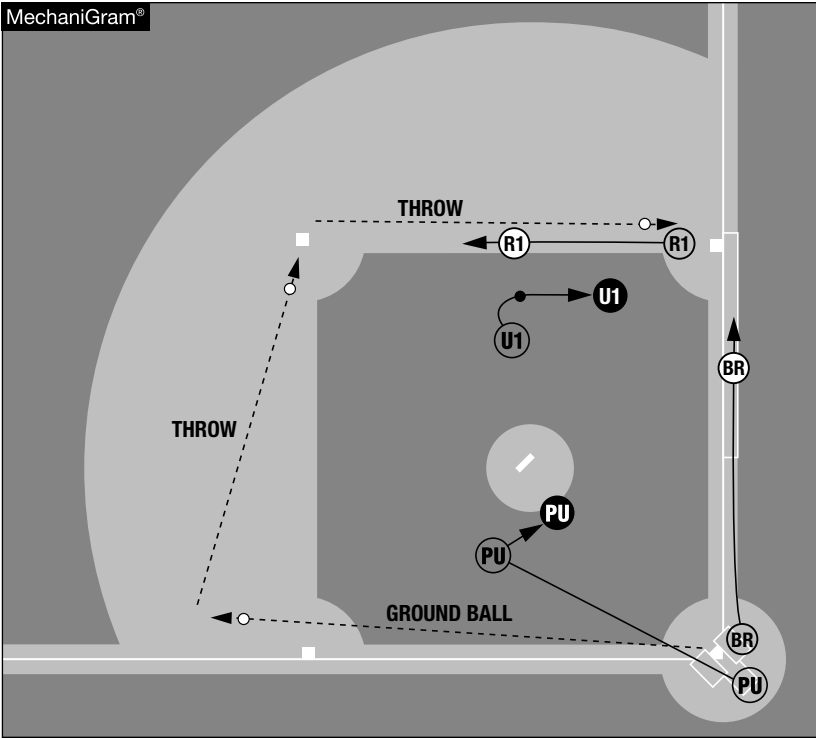
Umpire responsibilities:

PU: Has responsibility for all balls on the first- and third-base lines.

U1: Has no fair/foul responsibility.



Plays Within the Infield



Action on the field: Double-play ground ball to third base, with a throw to second base followed by a throw to first base.

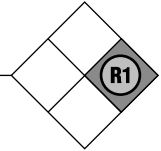
Umpire responsibilities:

PU: Moves toward the third-base side of the pitcher’s mound to assist U1 on the slide at second base by R1. If R1 is out, PU stays with the slide to ensure the slide was legal then turns toward first base for secondary responsibility on a swipe tag and/or pulled foot at first base. If R1 is safe and attempts to advance to third, PU has responsibility for play at third if ball and runner come together. PU is responsible for all plays at home.

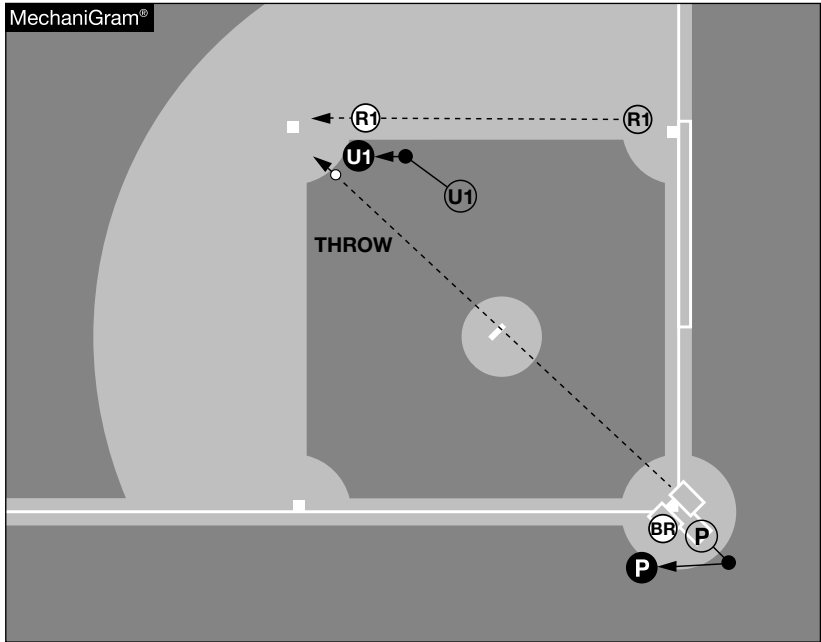
U1: Moves into the best position to rule on plays at first or second base, including a drift toward first on the attempted double play. U1 is responsible for the illegal slide until he turns toward first base to rule on the play there.



7.6.5 RUNNER ON FIRST



Steal of Second



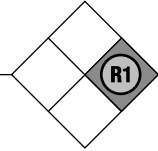
Action on the field: The batter swings and misses at the pitch as R1 attempts to steal second base.

Umpire responsibilities:

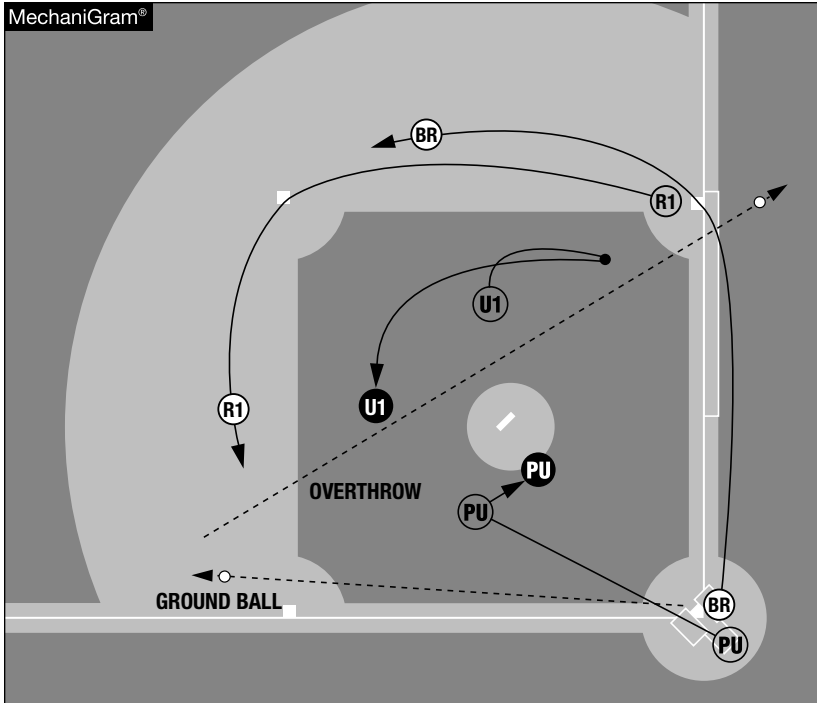
P: Signals the swinging strike without taking his focus off the play at hand. Ensures the batter does not interfere with the catcher's throw. Steps out as needed to observe the play.

U1: Starting with the 2020 season, umpires are not allowed to start in the infield and then run to a position out in the dirt looking straight down the baseline toward second base during a steal play. All steal plays must be taken between the B and C starting positions. Takes a backward step or two as the throw is released from the catcher. Keeps eye on the ball and turns as the ball passes U1. Comes to a hands-on-knee set to see the play at second base. If the play is a swipe-tag out, ensure the fielder retains possession of the ball before making the out call. If the runner is safe, no delay is necessary.





Plays Within the Infield: Overthrow

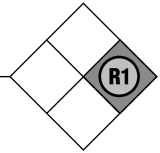


Action on the field: Ground ball to third base with overthrow to first base; R1 advances to third base; BR advances to second base.

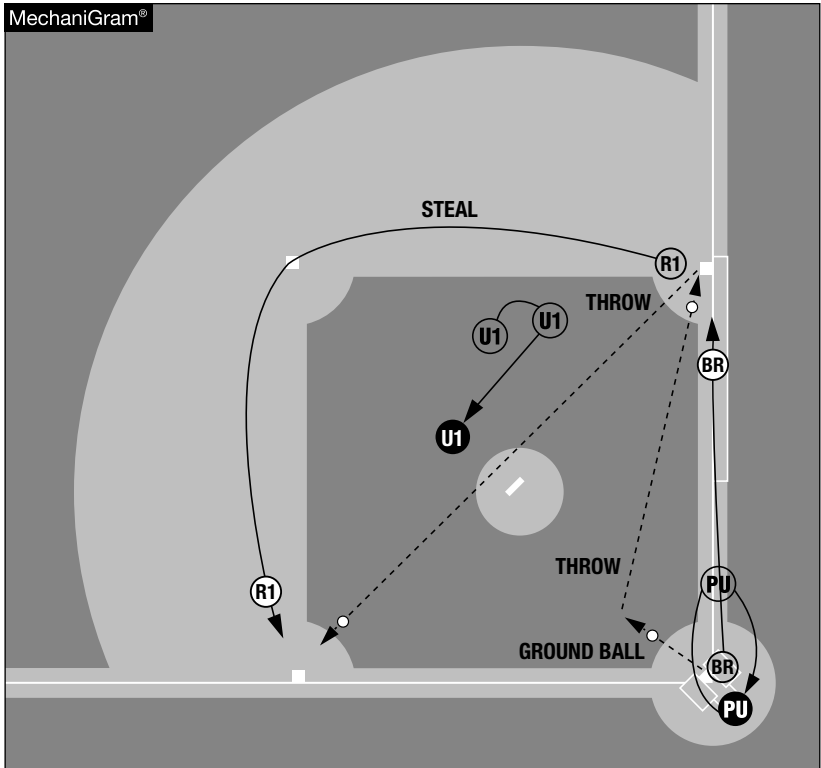
Umpire responsibilities:

PU: Moves toward the third-base side of the pitcher's mound to assist U1 on the slide at second base if the defense attempts a play there. When no play is attempted there and R1 advances toward third, PU is responsible for any play at third base and home.

U1: Moves into the best position to rule on plays at first or second base, including a drift toward first if there is an attempted double play. U1 has all plays at first and second base and is responsible for taking BR into third. When PU must assume responsibility for R1 (when he is safe at second and advancing toward third), U1 becomes responsible for the overthrow and ball going out of play.



Plays Within the Infield: PU Stays On the Foul Line



Action on the field: Ground ball in front of the plate; no play on R1 at second base. When the throw goes toward first, R1 advances toward third base, drawing a throw there.

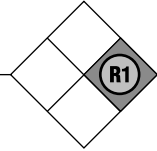
Umpire responsibilities:

PU: Remains in the area of the plate to judge fair/foul and any interference possibilities between BR and the catcher. PU then moves toward the first-base line to observe potential running-lane interference. PU communicates to U1 that he is remaining on the line.

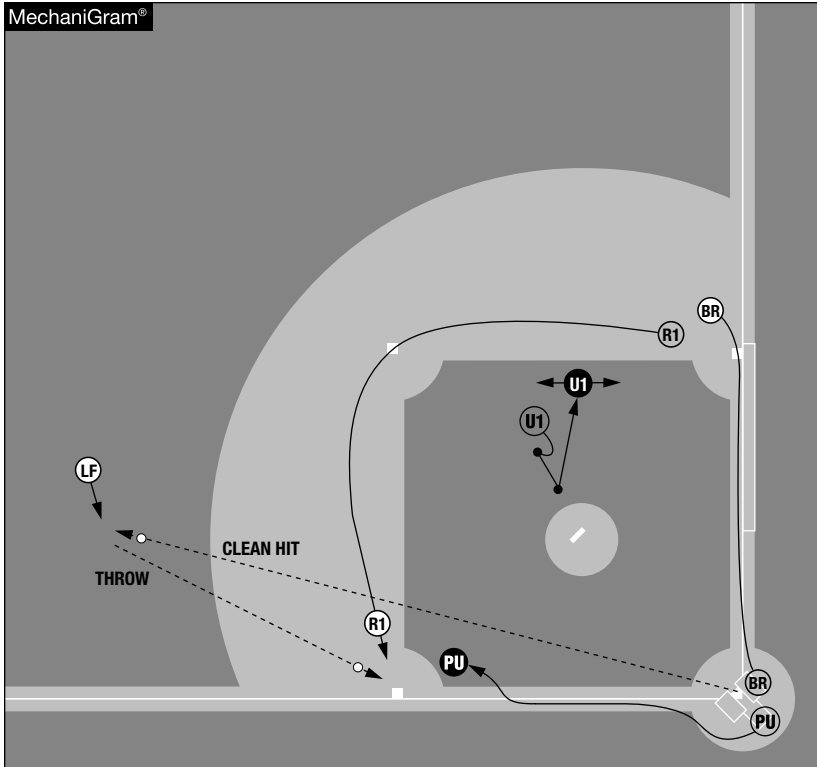
U1: Has all plays at first, second or third base



7.6.8 RUNNER ON FIRST



Clean Hit to the Outfield



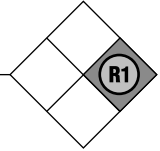
Action on the field: A clean hit to left field, no catch; R1 advances to third base, drawing a throw there

Umpire responsibilities:

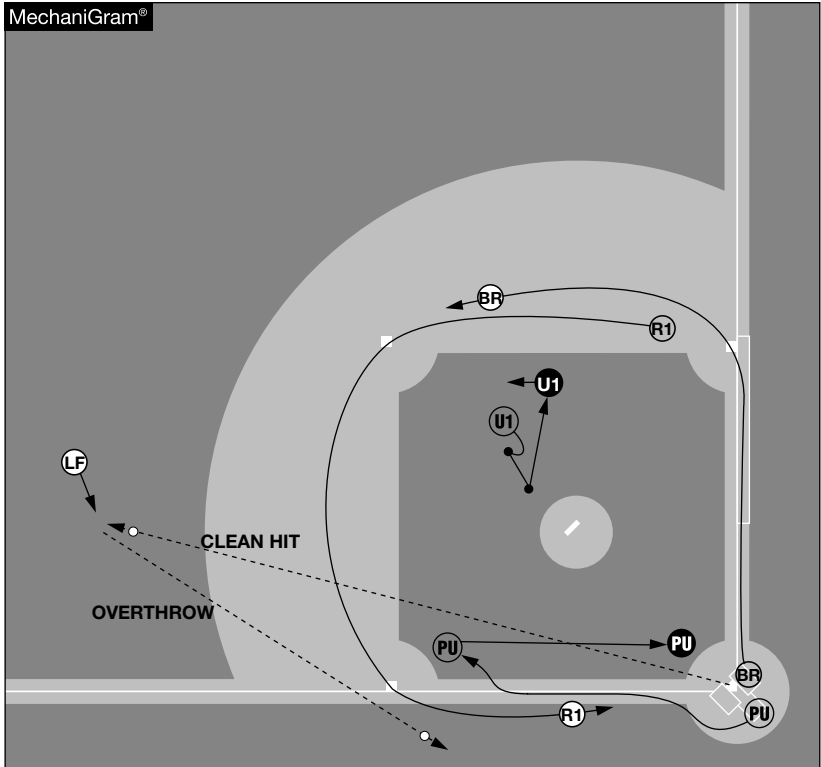
PU: Reads R1 and the ball and moves into a position for any plays at third base on R1.

U1: Has all plays at first and second base.





Clean Hit to the Outfield: Overthrow



Action on the field: A clean hit to left field, no catch; R1 advances toward third base, drawing a throw there; the ball is overthrown and R1 advances toward the plate; the batter-runner rounds first base

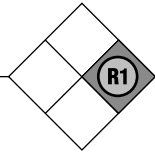
Umpire responsibilities:

PU: Reads R1 and the ball and moves into a position for any plays at third base on R1. If a play develops at third base and R1 then attempts to advance to the plate on a wild throw, PU must retreat in fair territory for any play at the plate.

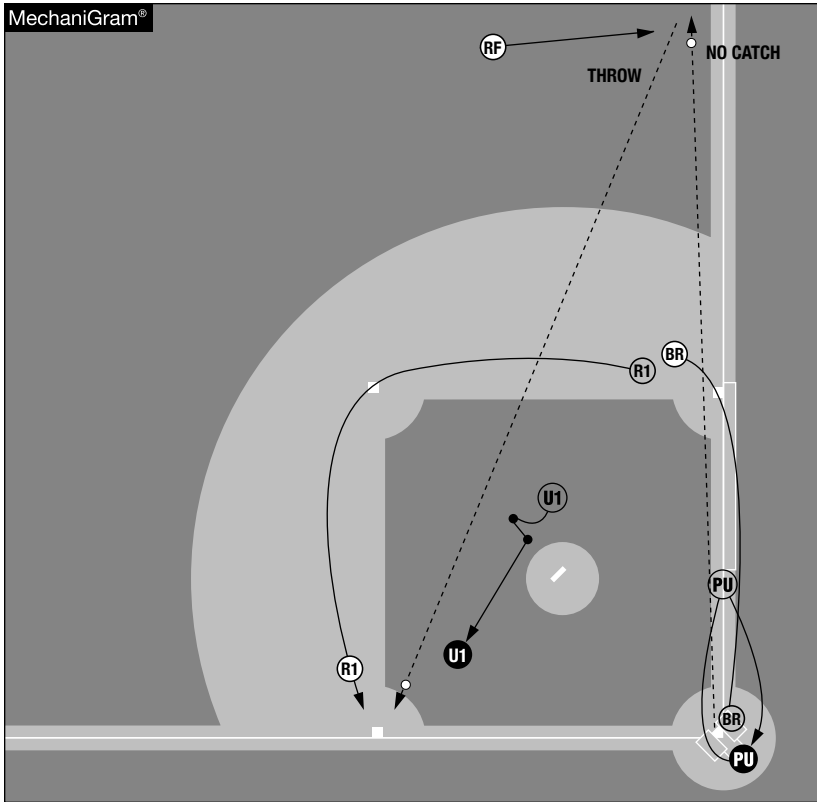
U1: Observes the batter-runner touch first base and has all plays at first, second and third base on the batter-runner.



7.6.10 RUNNER ON FIRST



Fly Ball Down the Right-Field Line: No Catch



Action on the field: Deep fly ball along the right-field foul line, no catch; PU remains along the foul line; R1 advances toward third base, drawing a throw there; the batter-runner rounds first base

Umpire responsibilities:

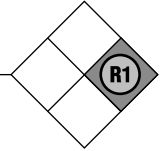
PU: Must remain near the foul line to rule on fair/foul and catch/no catch. PU will communicate to U1 that PU is “on the line” and will not have normal rotation coverage.

U1: Has any plays that develop at first, second and third base.

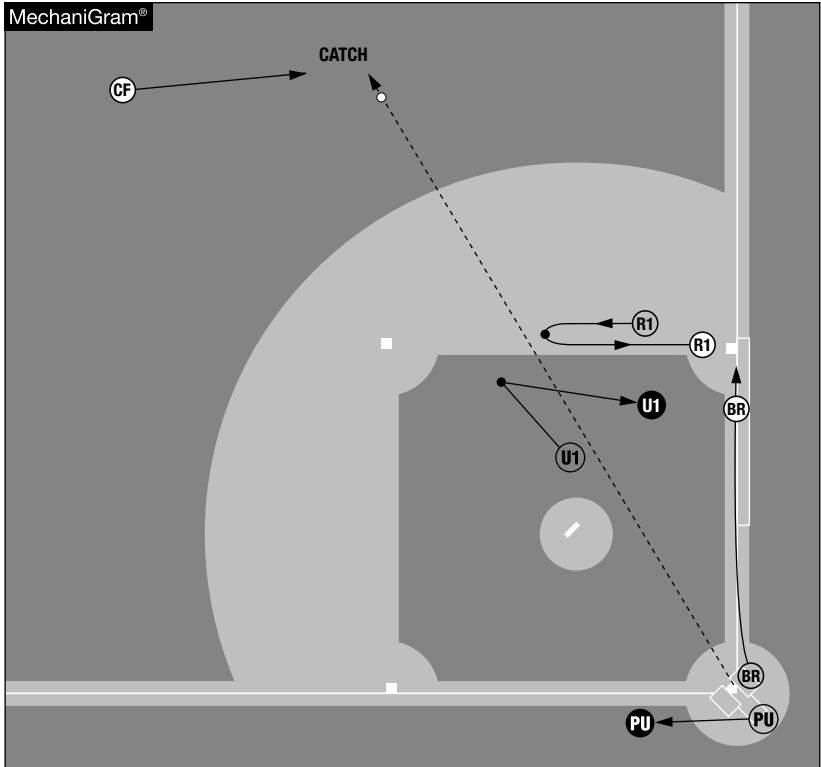




7.6.11 RUNNER ON FIRST



Fly Ball to Center Field: Catch



Action on the field: Fly ball caught by the center fielder, R1 returns to first base

Umpire responsibilities:

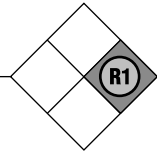
PU: Observes the action. If the PU reads that the ball will not be caught, PU rotates to third base for any play on R1 and must communicate his position to U1. If a play develops at third base and R1 then attempts to advance to the plate on a wild throw, PU must retreat in fair territory for any play at the plate.

U1: Moves to the best position possible to view the catch/no catch. U1 also is prepared for any throw back on R1 at first base plus any play at second and third base. If the ball is not caught, U1 has any plays involving R1 at first and second base and the batter-runner at any base.

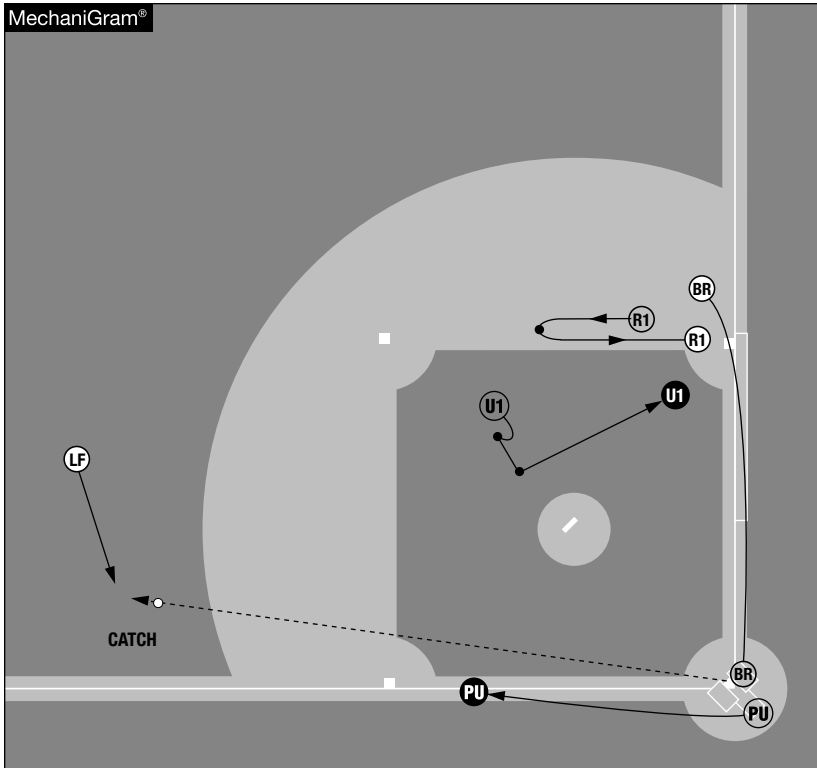




7.6.12 RUNNER ON FIRST



Fly Ball Down the Left-Field Line: Catch



Action on the field: Fly ball caught by the left fielder; R1 returns to first base

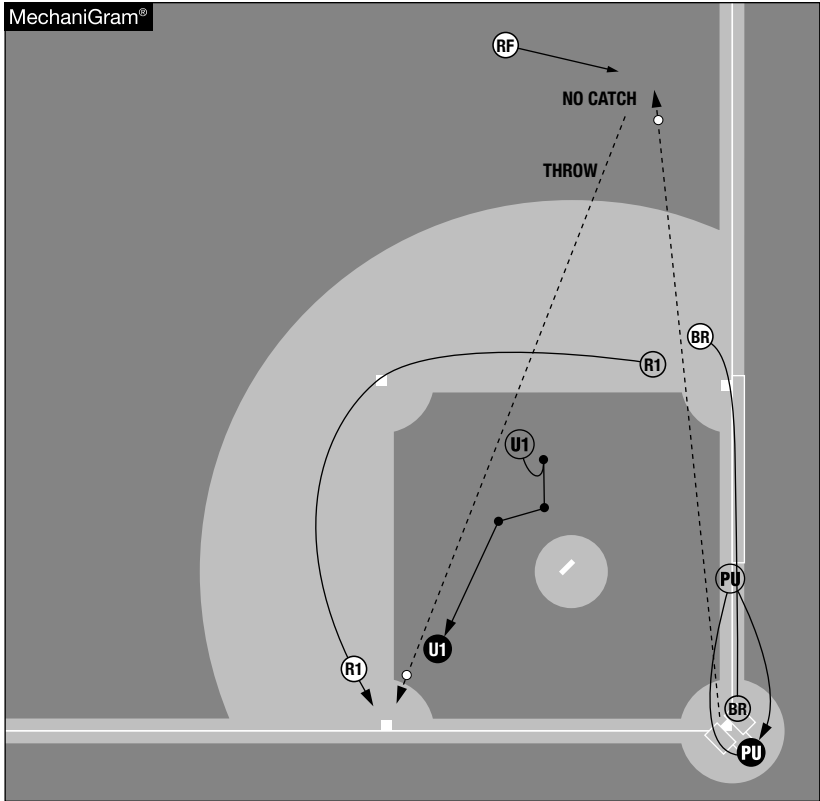
Umpire responsibilities:

PU: Moves to the best possible position to view the catch/no catch. If the ball is not caught, PU continues moving toward third base for any play on R1 there.

U1: Retreats and observes R1 and the batter-runner. U1 has all plays on the bases, except a play on R1 at third if the ball was not caught.



Fly Ball Down the Right-Field Line: No Catch



Action on the field: Fly ball to right field, no catch; R1 advances toward third base, drawing a throw there; the batter-runner rounds first base

Umpire responsibilities:

PU: Moves to the best possible position to view the catch/no catch and communicates to U1 that PU has the line. PU does not rotate to third base, but retreats to home and gets into position for potential plays there.

U1: Has all plays on first, second and third bases, including a throwback to first in the event that the ball was caught.



SECTION 7.7

Runners on first and second

Infield Catch Coverage

The coverage is the same as with a runner on first only (see 7.6.2), with U1 in position C.

PU has catches:

1. By the pitcher moving in, left or right.
2. By the third baseman moving back or toward the foul line.
3. By the first baseman moving back or toward the foul line.

U1 has catches:

1. By the pitcher moving back.
2. By the shortstop moving in all directions.
3. By the second baseman moving in all directions.
4. By the third baseman moving in or toward the middle of the field.
5. By the first baseman moving in or toward the middle of the field.

Fair/Foul Coverage

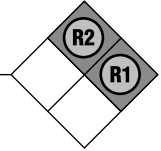
The coverage is the same as with a runner on first only (see 7.6.3), with U1 in position C.

PU: Has responsibility for all balls on the third-base and first-base lines.

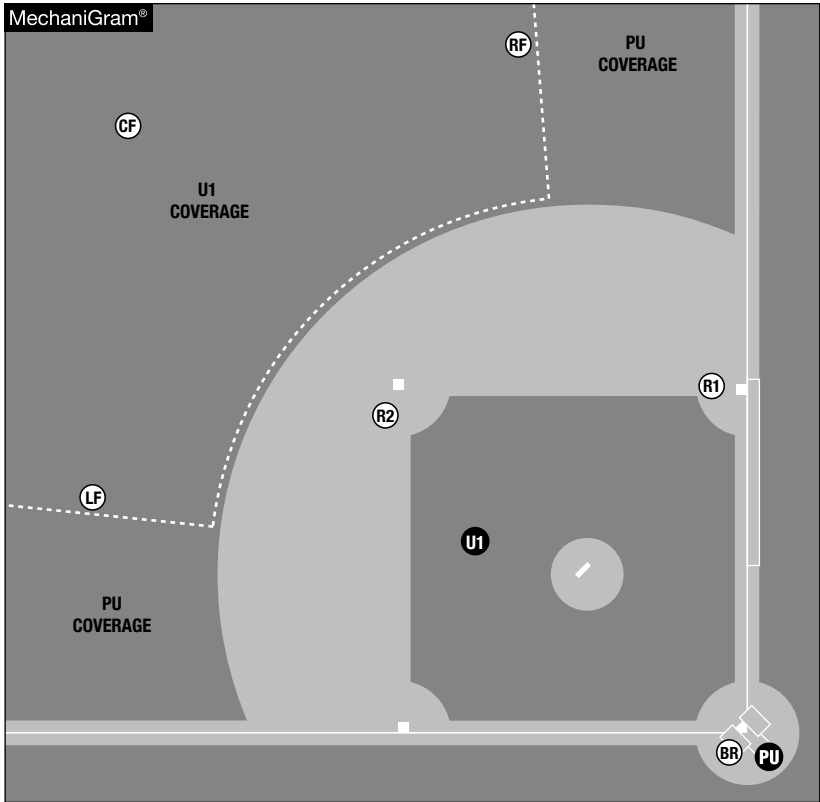
U1: Has no fair/foul responsibility.



7.7.1 RUNNERS ON FIRST AND SECOND



Initial Positions and Outfield Coverage



Action on the field: No action

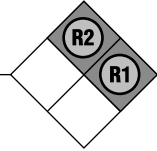
Umpire responsibilities:

PU: Has the left fielder moving toward the left-field foul line and the right fielder moving toward the right-field foul line.

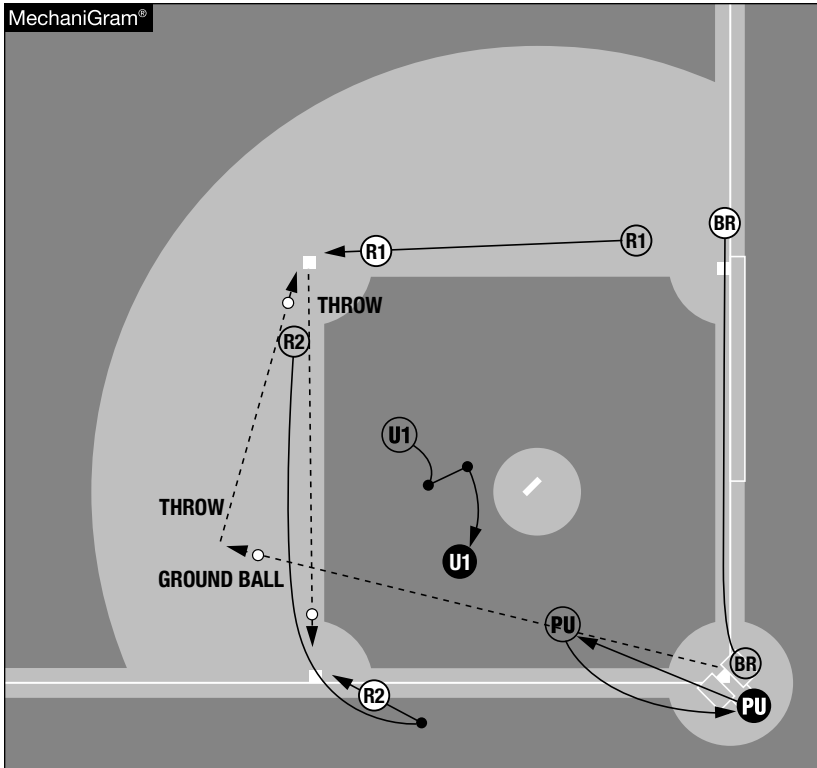
U1: Starts in the “C” position and has outfield coverage from the left fielder straight in or straight back to the right fielder straight in or straight back.



7.7.2 RUNNERS ON FIRST AND SECOND



Plays Within the Infield



Action on the field: Slowly hit ground ball to the third baseman, who throws to second base to retire R1; R2 rounds third base and draws a throw from the second baseman; the batter-runner advances toward first base

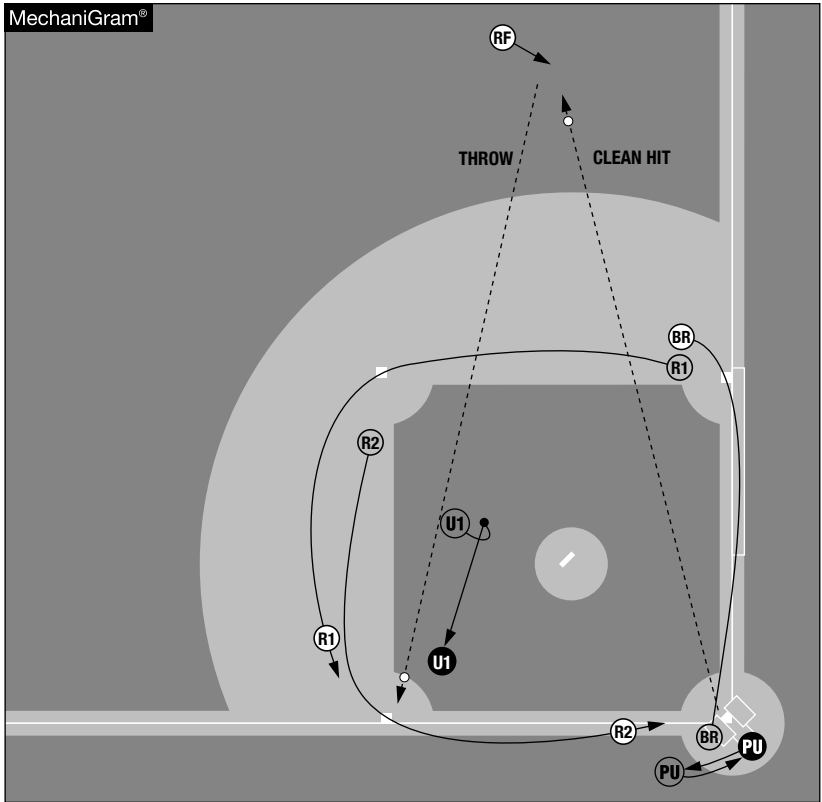
Umpire responsibilities:

PU: Moves to a position to assist U1 on the slide at second base by R1. PU has secondary responsibility for assisting U1 on swipe tag and pulled foot at first base.

U1: Moves into the best position to rule on all plays at first, second or third base, including if there is a play at third base on a snap throwback.



Clean Hit to the Outfield



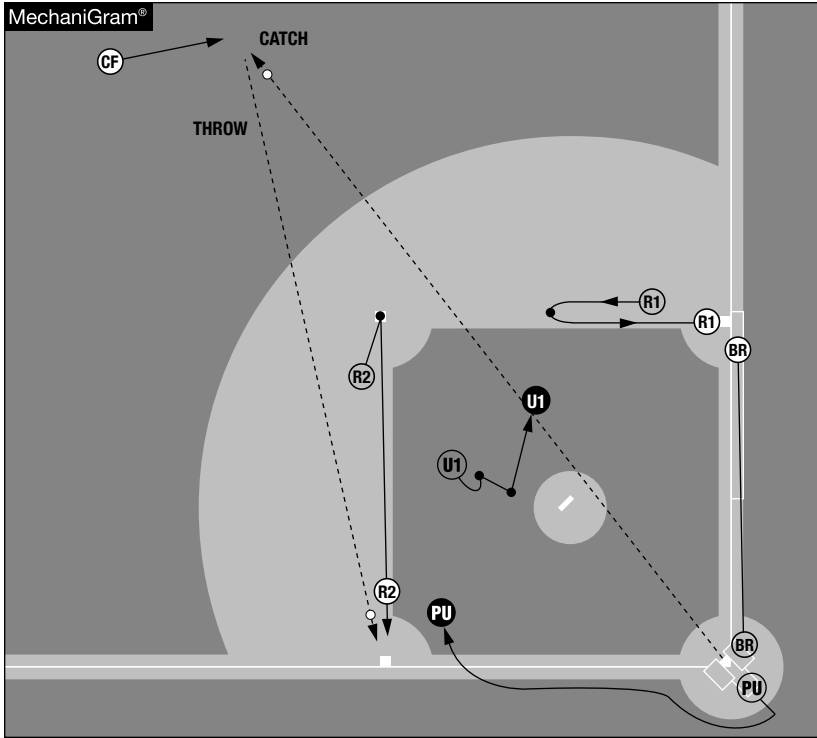
Action on the field: A clean hit to right field; R2 advances toward the plate; R1 advances toward third base, drawing a throw there; the batter-runner advances toward first base

Umpire responsibilities:

PU: Observes R2's touch of the plate and all base touches at third base. PU moves to a position to rule on all plays at the plate.

U1: Observes base touches at first and second base on all runners. U1 moves to a position to rule on all plays on the bases.

Fly Ball to Center Field: Catch



Action on the field: Fly ball caught by the center fielder; R2 tags at second and draws a throw to third base; R1 returns to first base

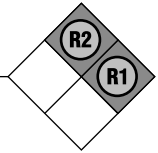
Umpire responsibilities:

PU: Moves toward third base. If R2 attempts to advance to third base, PU moves into the third-base area for the play there. If a play develops at third base and R2 then attempts to advance to the plate, PU must retreat in fair territory for any play at the plate. If the ball is not caught, PU returns to the plate for all plays there.

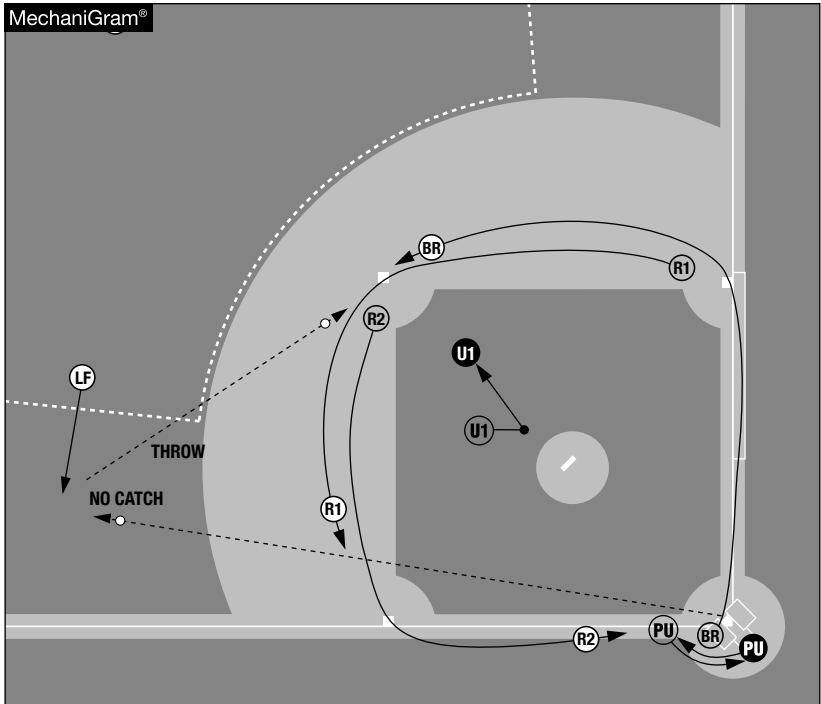
U1: Moves to the best position possible to view the catch/no catch. U1 observes both R2's tag up at second base and R1's tag up at first base. U1 reads the runners and moves into a position for any plays at first or second base. If the ball is not caught moves to a position to rule on all plays on the bases.



7.7.5 RUNNERS ON FIRST AND SECOND



Fly Ball Down the Left-Field Line: No Catch



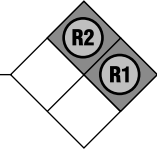
Action on the field: Fly ball to left field, no catch; R2 advances toward the plate; R1 advances toward third base; the batter-runner advances toward second base, drawing a throw there

Umpire responsibilities:

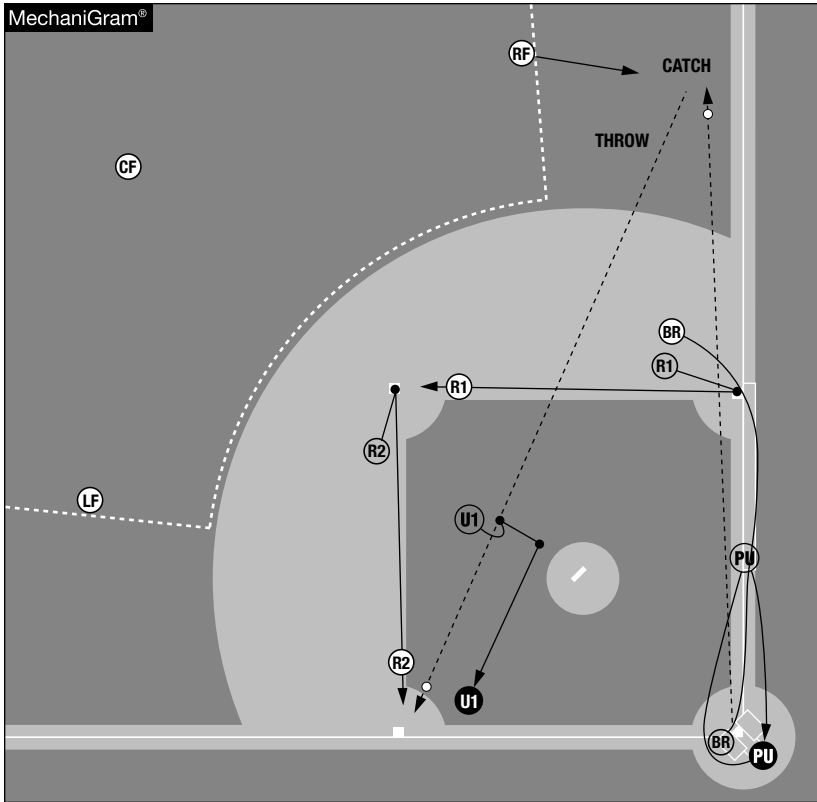
PU: Moves to the best position possible to view the catch/no catch. PU returns to the plate for all plays there. If the ball is caught, PU reads the runners and the ball and moves into a position for any play at third base. If a play develops at third base and R2 then attempts to advance to the plate, PU must retreat in fair territory for any play at the plate.

U1: Reads the runners and the throw and moves to a position to rule on all plays on the bases. If the ball is caught, U1 retreats and observes R1's and R2's tag ups. U1 moves to a position for all plays at first and second base.





Fly Ball Down the Right-Field Line: Catch



Action on the field: Fly ball caught by the right fielder; R2 tags up at second and draws a throw to third base; R1 also tags up and advances to second base

Umpire responsibilities:

PU: Moves to the best position possible to view the fair/foul and catch/no catch. PU must communicate to U1 that PU is on the line, thus notifying U1 that PU will not be at third base for any play there. PU returns to the plate for any plays there.

U1: Retreats and observes R2 and R1 tagging up and moves to a position to cover all plays on the bases.



SECTION 7.8

Bases loaded

Initial Positions and Outfield Coverage

The coverage is the same as with runners on first and second base (see 7.7.1).

PU: Has the left fielder moving toward the left-field foul line and the right fielder moving toward the right-field foul line.

U1: Starts in the “C” position and has outfield coverage from the left fielder straight in or straight back to the right fielder straight in or straight back.

Infield Catch Coverage

The coverage is the same as with a runners on first (see 7.6.2), with U1 in position C.

PU has catches:

1. By the pitcher moving in, left or right.
2. By the third baseman moving back or toward the foul line.
3. By the first baseman moving back or toward the foul line.

U1 has catches:

1. By the pitcher moving back.
2. By the shortstop moving in all directions.
3. By the second baseman moving in all directions.
4. By the third baseman moving in or toward the middle of the field.
5. By the first baseman moving in or toward the middle of the field.

Fair/Foul Coverage

The coverage is the same as with a runner on first base (see 7.6.3), with U1 in position C.

PU: Has responsibility for all balls on the third-base line and first-base line.

U1: Has no fair/foul responsibility.

Plays Within the Infield

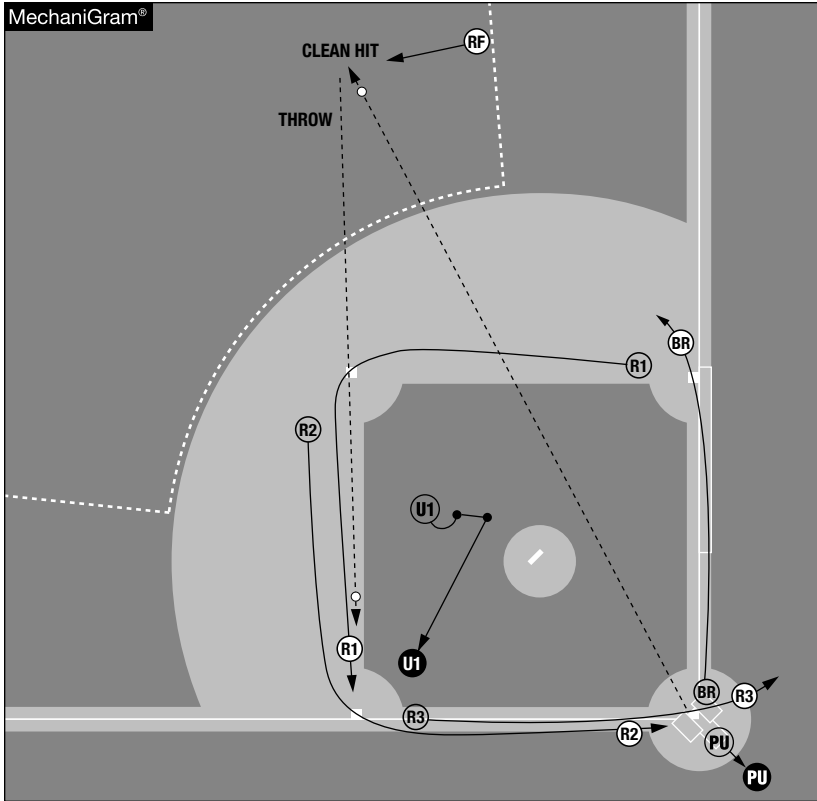
The coverage is the same as with a runners on first base (see 7.6.4), with U1 in position C.

PU: Moves to a position to assist U1 on the slide at second base by R1. PU has secondary responsibility for assisting U1 on swipe tag and pulled foot at first base.

U1: Moves into the best position to rule on all plays at first, second or third base.



Clean Hit to the Outfield



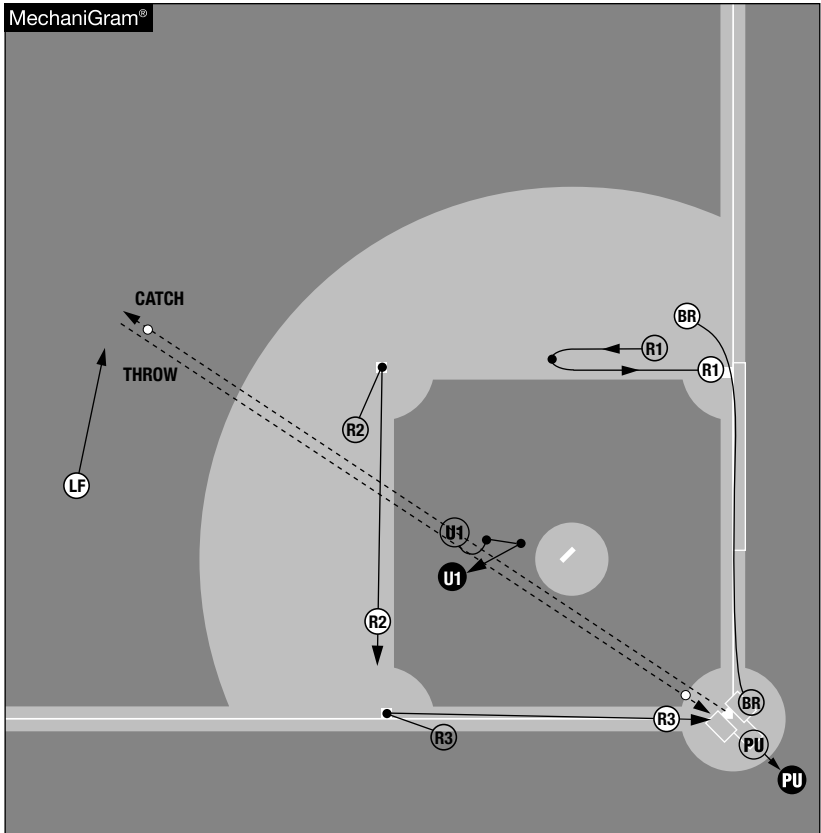
Action on the field: A clean hit to right-center field; R3 advances to the plate; R2 advances to the plate; R1 advances toward third base, drawing a throw there; the batter-runner rounds first base

Umpire responsibilities:

PU: Observes R3's touch of the plate and the third-base touch of R2 (and R1 if applicable). PU moves to a position to rule on all plays at the plate.

U1: Observes base touches at first and second on all runners and third base by the batter-runner. U1 moves to a position to rule on all plays on the bases.

Fly Ball to Left-Center Field: Catch

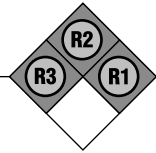


Action on the field: Fly ball caught by the center fielder; R3 tags up at third and draws a throw to the plate; R2 tags up at second and advances toward third base; R1 retreats to first base

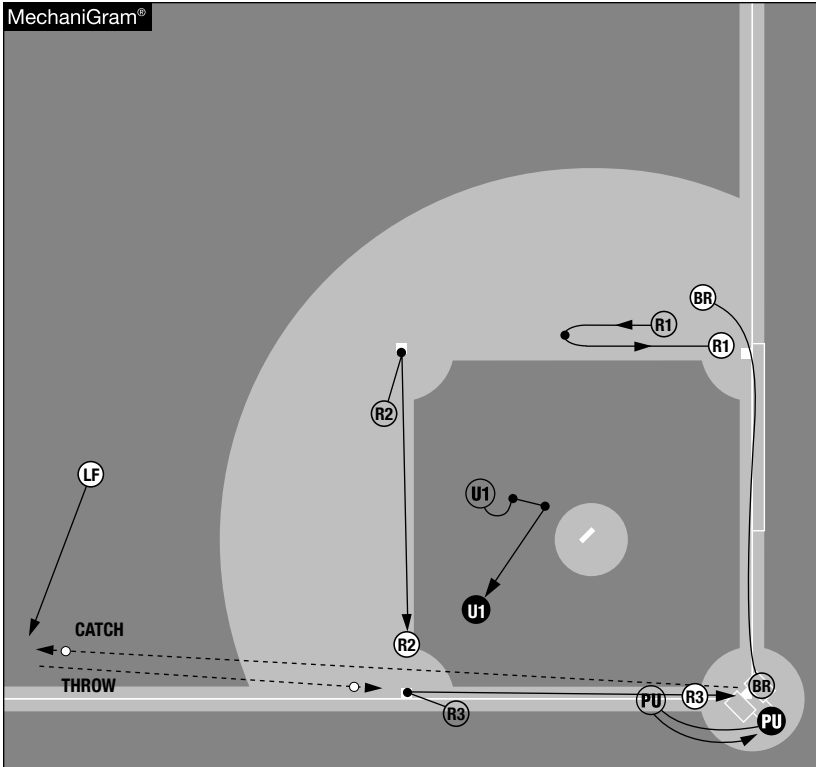
Umpire responsibilities:

PU: Moves to a position to best view R3's tag up at third base and returns to the plate for all plays there.

U1: Moves to the best position possible to view the catch/no catch. U1 reads the runners and throw and moves to a position to rule on all plays on the bases.



Fly Ball Down the Left-Field Line: Catch



Action on the field: Fly ball caught by the left fielder near the foul line; R3 tags up and draws a throw to the plate; R2 tags up and advances toward third base; R1 retreats toward first base

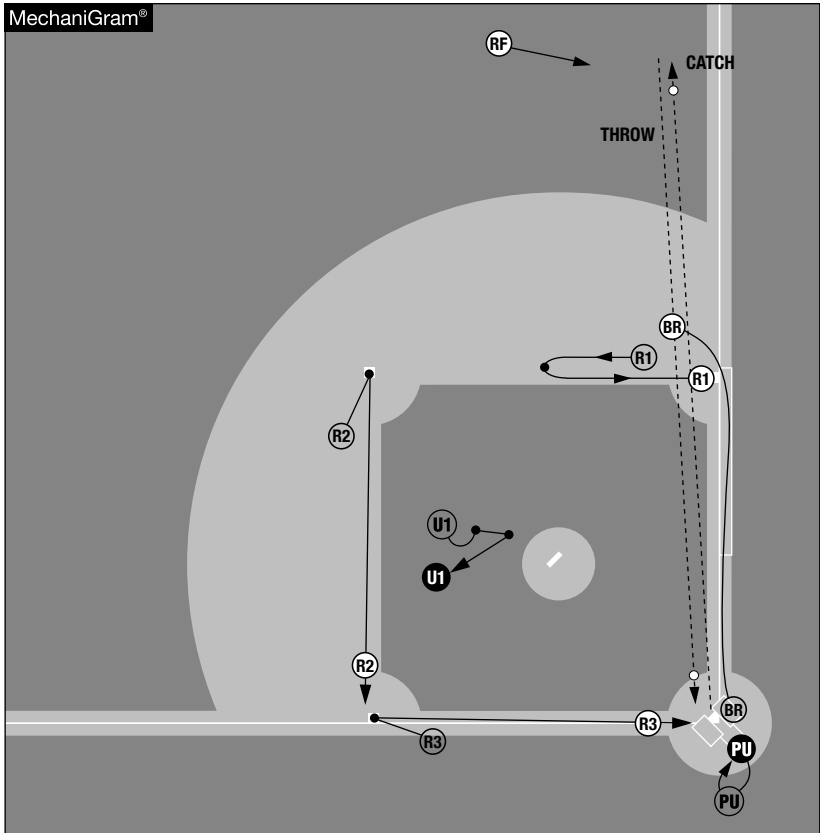
Umpire responsibilities:

PU: Moves to the best position possible to view the fair/foul and catch/no catch. Also observes R3's tag up. PU returns to the plate for all plays.

U1: Retreats and observes tag ups of R2 and R1. U1 reads the runners and throw and moves to a position to rule on all plays on the bases.



Fly Ball Down the Right-Field Line: Catch



Action on the field: Fly ball caught by the right fielder near the foul line; R3 tags up and draws a throw to the plate; R2 tags up and advances toward third base; R1 retreats to first base

Umpire responsibilities:

PU: Moves to the best position possible to view the catch/no catch and then observes R3's tag up (first-base line extended if the ball is in shallow right field). PU returns to the plate for all plays there.

U1: Retreats and observes tag ups of R2 and R1. U1 moves to a position to rule on all plays on the bases.



SECTION 7.9

Runners on first and third

Initial Positions and Outfield Coverage

The coverage is the same as a runner on first only (see 7.6.1).

PU: Has the left fielder moving toward the left-field foul line and the right fielder moving toward the right-field foul line.

U1: Starts in the “B” position. U1 has outfield coverage from the left fielder straight in or straight back to the right fielder straight in or straight back.

Infield Catch Coverage

The coverage is the same as a runner on first only (see 7.6.2).

PU has catches:

1. By the pitcher moving in, left or right.
2. By the third baseman moving back or toward the foul line.
3. By the first baseman moving back or toward the foul line.

U1 has catches:

1. By the pitcher moving back.
2. By the shortstop moving in all directions.
3. By the second baseman moving in all directions.
4. By the third baseman moving in or toward the middle of the field.
5. By the first baseman moving in or toward the middle of the field.

Fair/Foul Coverage

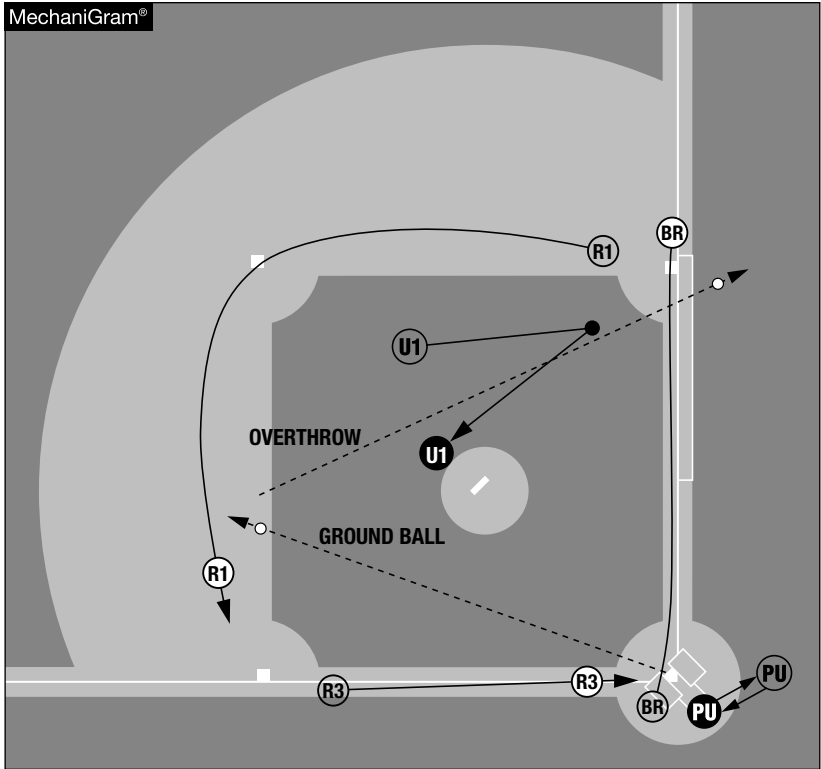
The coverage is the same as a runner on first only (see 7.6.3).

PU: Has responsibility for all balls on the third-base line and first-base line.

U1: Has no fair/foul responsibility.



Plays Within the Infield



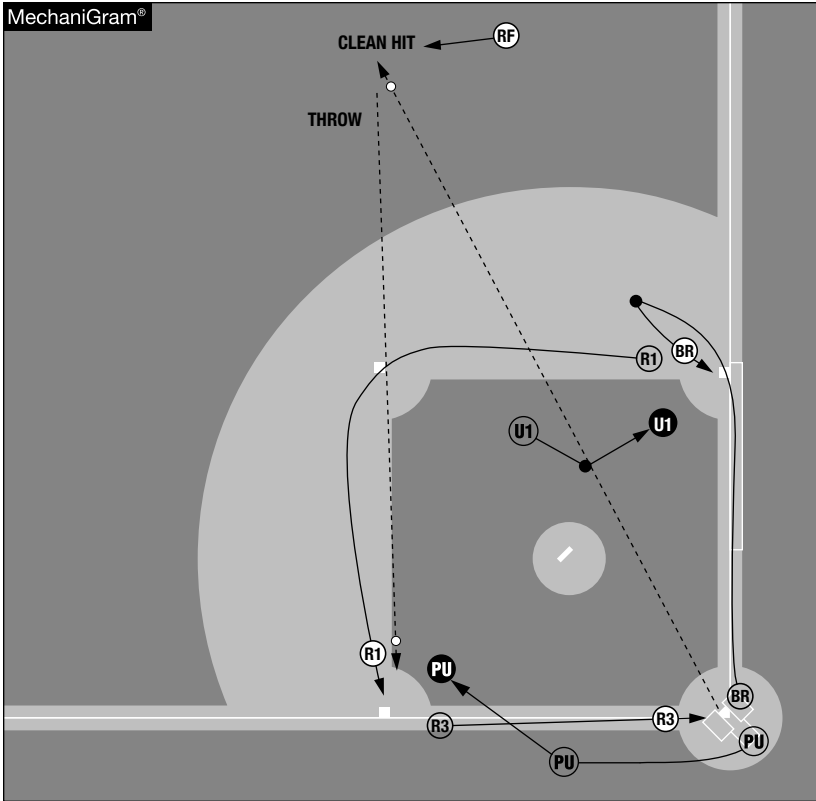
Action on the field: Ground ball to shortstop with an overthrow to first base; R3 advances toward the plate; R1 advances toward third base

Umpire responsibilities:

PU: Moves to a position to assist U1 on the slide at second base by R1. PU has secondary responsibility for assisting U1 on swipe tag and pulled foot at first base. PU has all touches and plays at the plate, all overthrow responsibilities at first base and all running-lane interference responsibilities.

U1: Moves into the best position to rule on all plays on the bases.

Clean Hit to Outfield

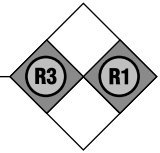


Action on the field: Clean hit to right-center field, no catch; R3 advances toward the plate; R1 advances toward third base and draws a throw there; the batter-runner rounds first and returns there

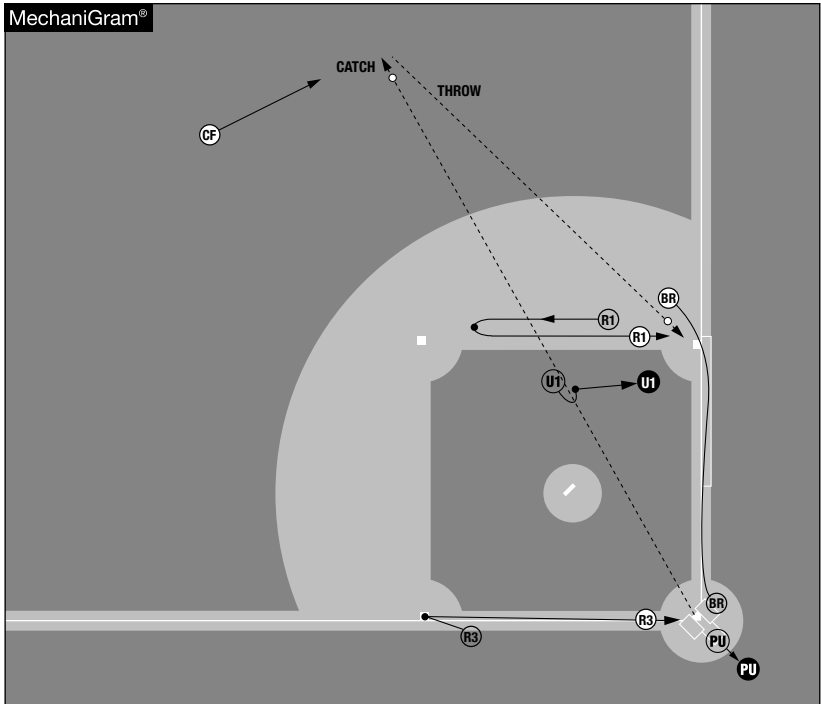
Umpire responsibilities:

PU: Reads R1 and the ball and moves, while observing R3 touch the plate, into position for any plays at third base on R1.

U1: Observes base touches at first and second base.



Fly Ball to Center Field: Catch



Action on the field: A fly ball caught by the center fielder; R3 tags at third and advances toward the plate; R1 advances too far toward second base, then scrambles to get back to first base and draws a throw there

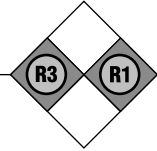
Umpire responsibilities:

PU: Moves to the best position to view R3's tag up. PU returns to the plate for all plays there. If the ball is not caught, PU observes R3's touch of the plate and moves toward third base and has all plays on R1 at third base. If a play develops at third base and R1 then attempts to advance to the plate on a wild throw, PU must retreat in fair territory for any play at the plate.

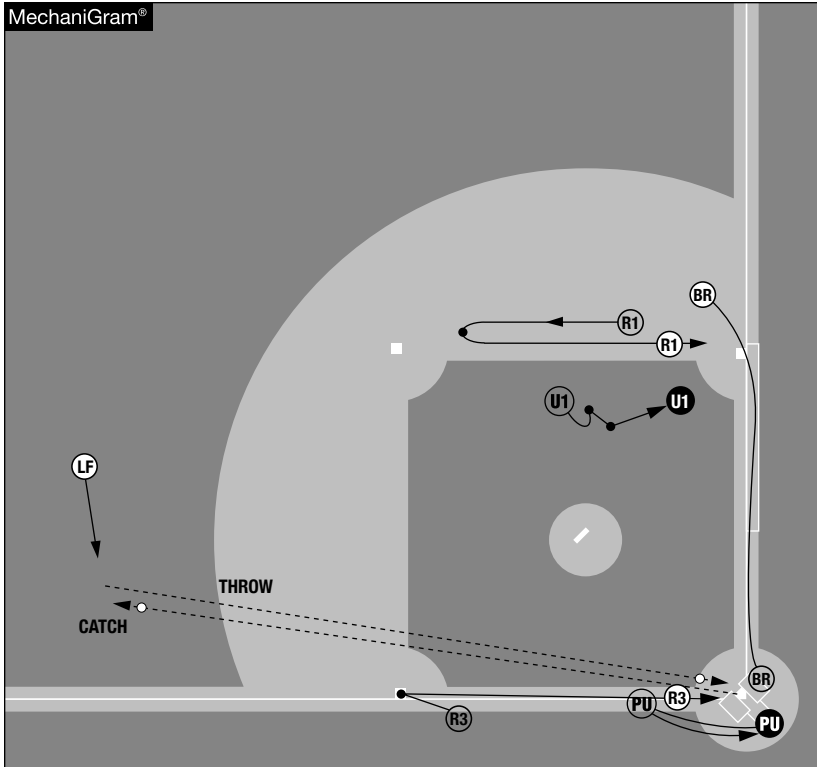
U1: Moves to the best position possible to view the catch/no catch. U1 observes R1's action and has all plays on the bases. If the ball is not caught, U1 moves to a position to rule on all plays at first and second base and the batter-runner at third base.



7.9.4 RUNNERS ON FIRST AND THIRD



Fly Ball Down the Left-Field Line: Catch



Action on the field: Fly ball caught by the left fielder; R3 tags up and advances toward the plate, drawing a throw there; R1 retreats toward first base

Umpire responsibilities:

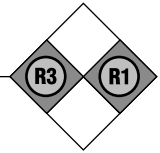
PU: Moves to the best position possible to view the fair/foul, catch/no catch and R3's tag up. PU returns to a position for any play at the plate. If the ball is not caught, PU moves toward third base and has all plays there on R1.

U1: Observes R1 and moves to a position to rule on all plays on the bases. If the ball is not caught, U1 moves to a position to rule on R1 and the batter-runner at first and second base.

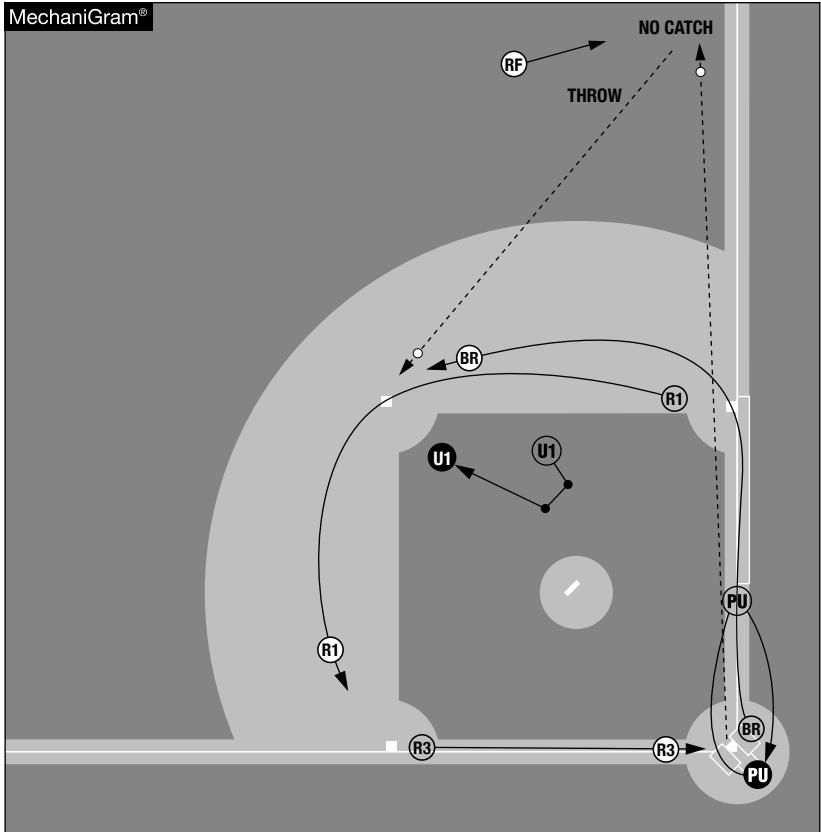




7.9.5 RUNNERS ON FIRST AND THIRD



Fly Ball Down the Right-Field Line: No Catch



Action on the field: Deep fly ball to right field, no catch; R3 advances toward the plate; R1 advances toward third base; the batter-runner advances toward second base and draws a throw there

Umpire responsibilities:

PU: Moves to the best position possible to view the fair/foul and catch/no catch. PU is responsible for R3's tag up at third base. Since the ball is deep, PU can move toward first base. PU returns to the plate for all plays there.

U1: Reads the runners and throw and moves to a position for all plays on the bases.





SECTION 7.10

Runner on second

Initial Positions and Outfield Coverage

The coverage is the same as with runners on first and second base (see 7.7.1).

PU: Has the left fielder moving toward the left-field foul line and the right fielder moving toward the right-field foul line.

U1: Starts in the “C” position and has outfield coverage from the left fielder straight in or straight back to the right fielder straight in or straight back.

Infield Catch Coverage

The coverage is the same as with a runner on first base only (see 7.6.2), with U1 in position C.

PU has catches:

1. By the pitcher moving in, left or right.
2. By the third baseman moving back or toward the foul line.
3. By the first baseman moving back or toward the foul line.

U1 has catches:

1. By the pitcher moving back.
2. By the shortstop moving in all directions.
3. By the second baseman moving in all directions.
4. By the third baseman moving in or toward the middle of the field.
5. By the first baseman moving in or toward the middle of the field.

Fair/Foul Coverage

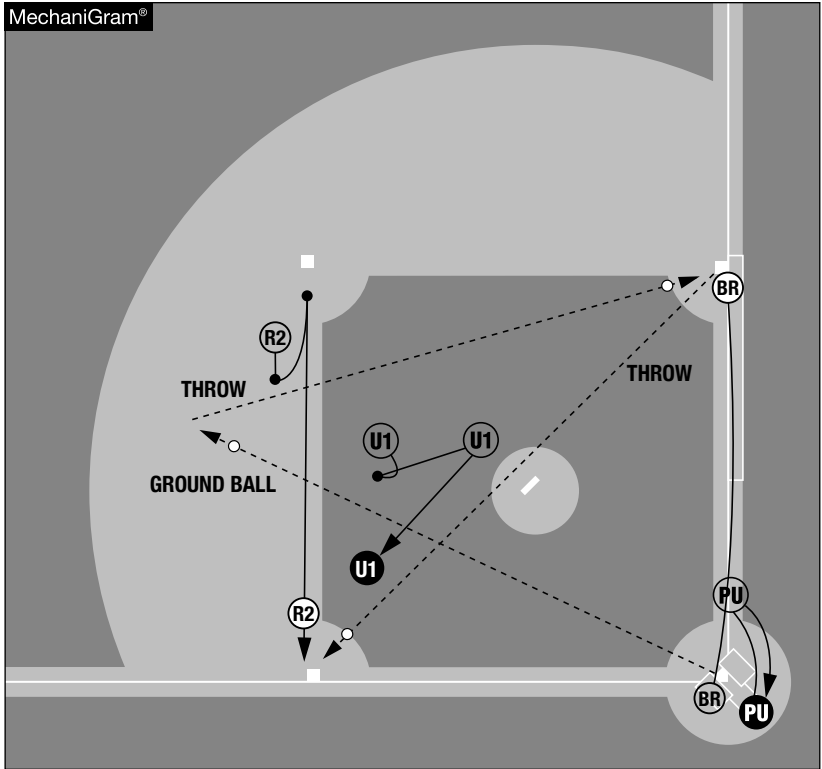
The coverage is the same as with a runner on first base only (see 7.6.3), with U1 in position C.

PU: Has responsibility for all balls on the third-base line and first-base line.

U1: Has no fair/foul responsibility.



Plays Within the Infield



Action on the field: Ground ball to shortstop with a throw to first base; R2 advances toward third base on the throw and draws a throw to third base

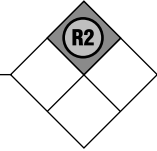
Umpire responsibilities:

PU: Observes the action at first base to assist on swipe tag or pulled foot by the first baseman and then returns to the plate for any play there.

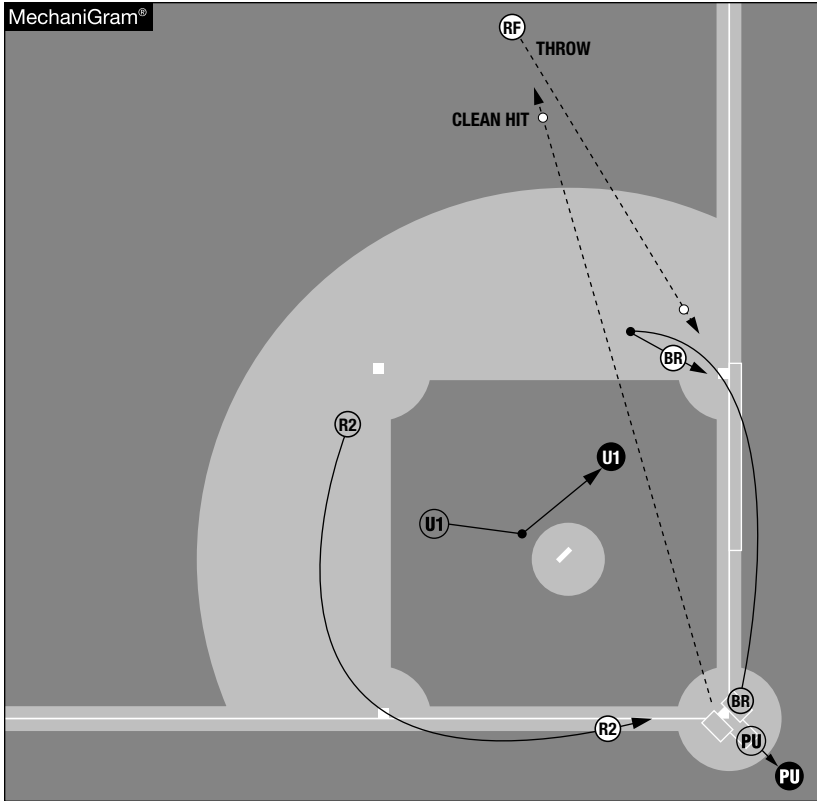
U1: Moves into the best position to rule on all plays at first, second or third base.



7.10.2 RUNNER ON SECOND



Clean Hit to Outfield



Action on the field: Clean hit to right field, no catch; R2 advances toward the plate; the batter-runner rounds first and draws a throw back to first base

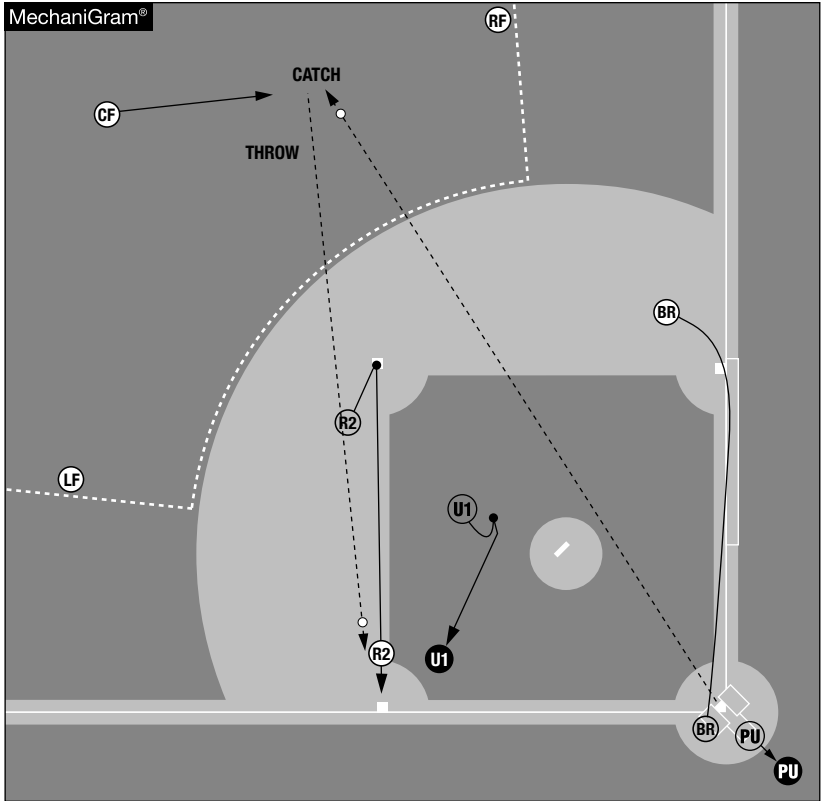
Umpire responsibilities:

PU: Observes R2's base touch at third and has all plays at the plate.

U1: Observes all base touches at first and second base and moves to a position to rule on all plays on the bases.



Fly Ball to Center Field: Catch



Action on the field: Fly ball caught by the center fielder; R2 tags up and advances toward third, drawing a throw there

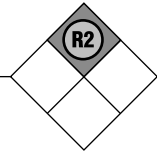
Umpire responsibilities:

PU: Moves toward third base and observes the action. PU returns to the plate for all plays there.

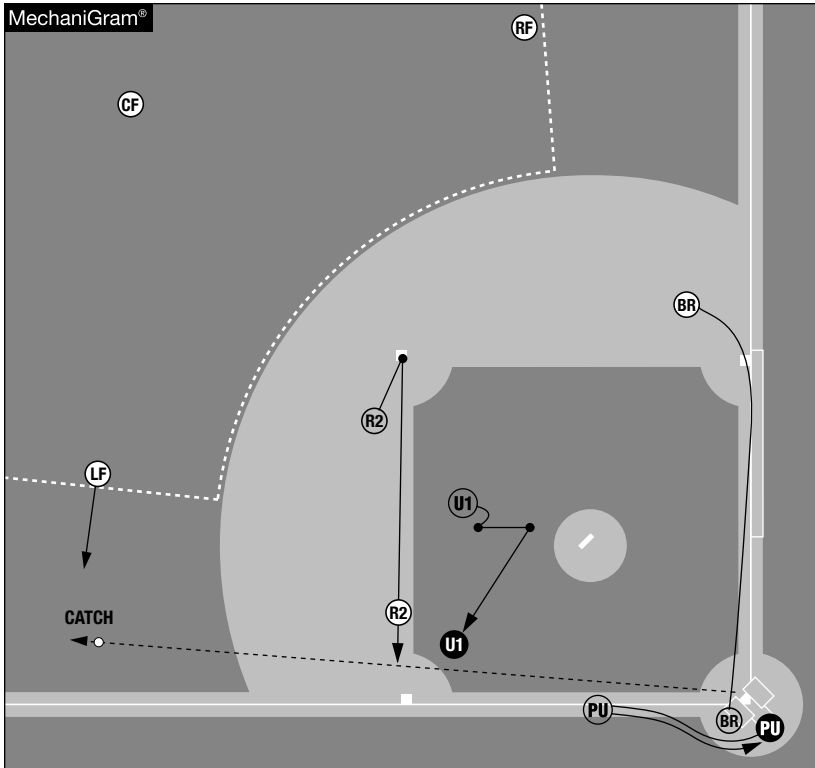
U1: Moves to the best position possible to view the catch/no catch. U1 observes R2's tag up. U1 moves to a position to rule on all plays on the bases.



7.10.4 RUNNER ON SECOND



Fly Ball Down the Left-Field Line: Catch



Action on the field: Fly ball caught by the left fielder; R2 tags up and advances toward third base

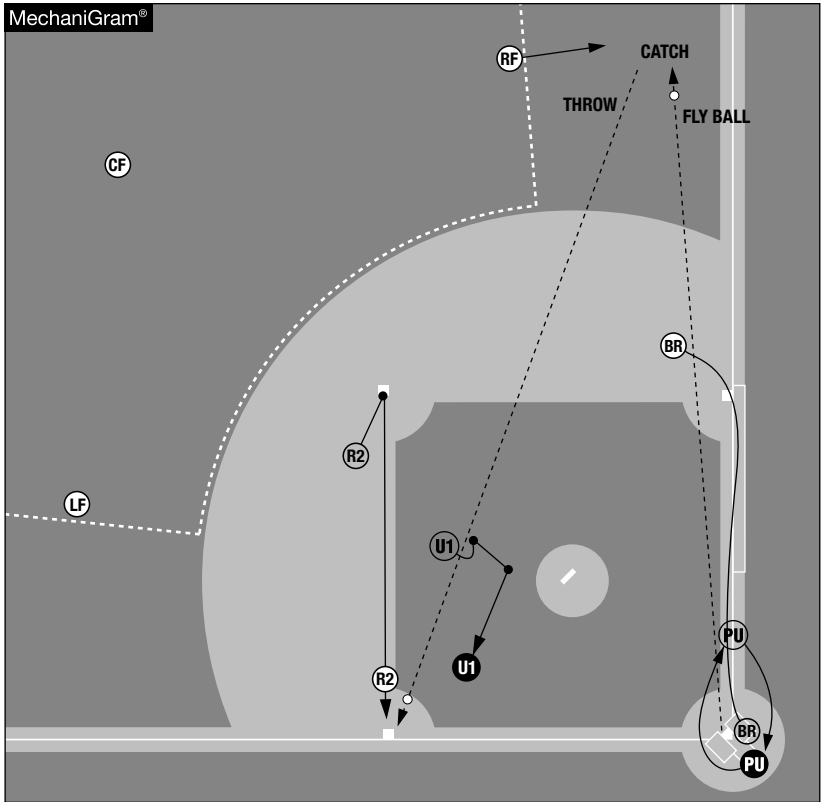
Umpire responsibilities:

PU: Moves to the best position possible to view the fair/foul and catch/no catch. PU returns to the plate for all plays there. PU is responsible for R2's touch of third base if the ball is not caught.

U1: Observes R2's tag up at second base. U1 moves to a position to rule on all plays on the bases. U1 has all touches at first and second and the batter-runners touch at third base.



Fly Ball Down the Right-Field Line: Catch



Action on the field: Fly ball caught by the right fielder; R2 tags up, advances toward third base, drawing a throw there

Umpire responsibilities:

PU: Moves to the best position possible to view the catch/no catch. PU returns to the plate for all plays there. PU is responsible for R2's touch of third base if the ball is not caught.

U1: Observes R2's tag up at second base. U1 moves to a position to rule on all plays on the bases. U1 has all touches at first and second and the batter-runners touch at third base.



SECTION 7.11

Runners on second and third

Initial Positions and Outfield Coverage

The coverage is the same as with runners on first and second base (see 7.7.1).

PU: Has the left fielder moving toward the left-field foul line and the right fielder moving toward the right-field foul line.

U1: Starts in the “C” position and has outfield coverage from the left fielder straight in or straight back to the right fielder straight in or straight back.

Infield Catch Coverage

The coverage is the same as with a runner on first base only (see 7.6.2), with U1 in position C.

PU has catches:

1. By the pitcher moving in, left or right.
2. By the third baseman moving back or toward the foul line.
3. By the first baseman moving back or toward the foul line.

U1 has catches:

1. By the pitcher moving back.
2. By the shortstop moving in all directions.
3. By the second baseman moving in all directions.
4. By the third baseman moving in or toward the middle of the field.
5. By the first baseman moving in or toward the middle of the field.

Fair/Foul Coverage

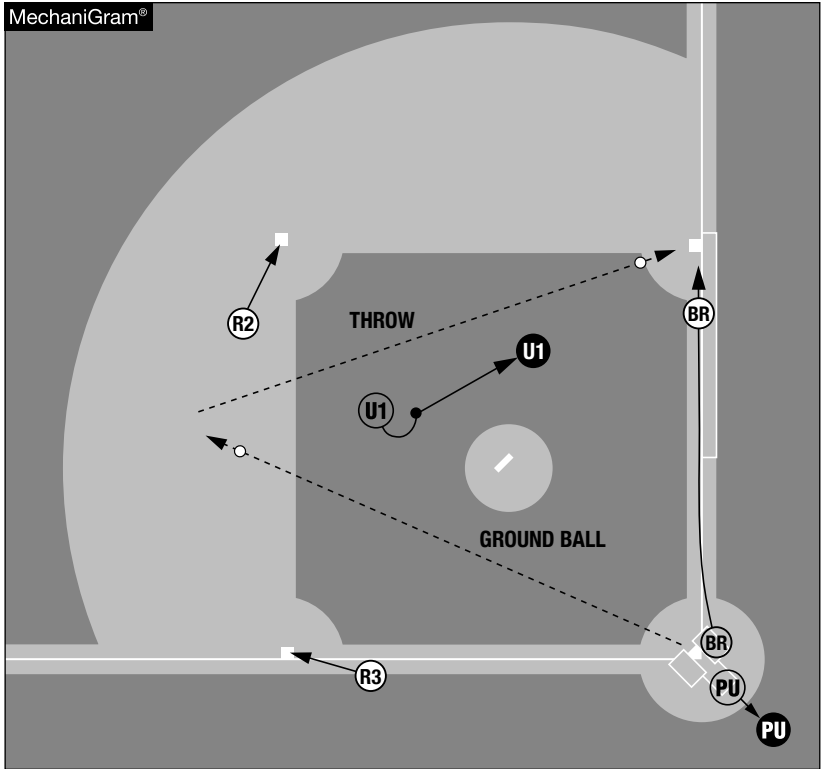
The coverage is the same as with a runner on first base only (see 7.6.3), with U1 in position C.

PU: Has responsibility for all balls on the third-base line and first-base line.

U1: Has no fair/foul responsibility.



Plays Within the Infield

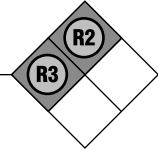


Action on the field: Ground ball to third base with a throw to first base; R3 retreats to third base; R2 retreats to second base

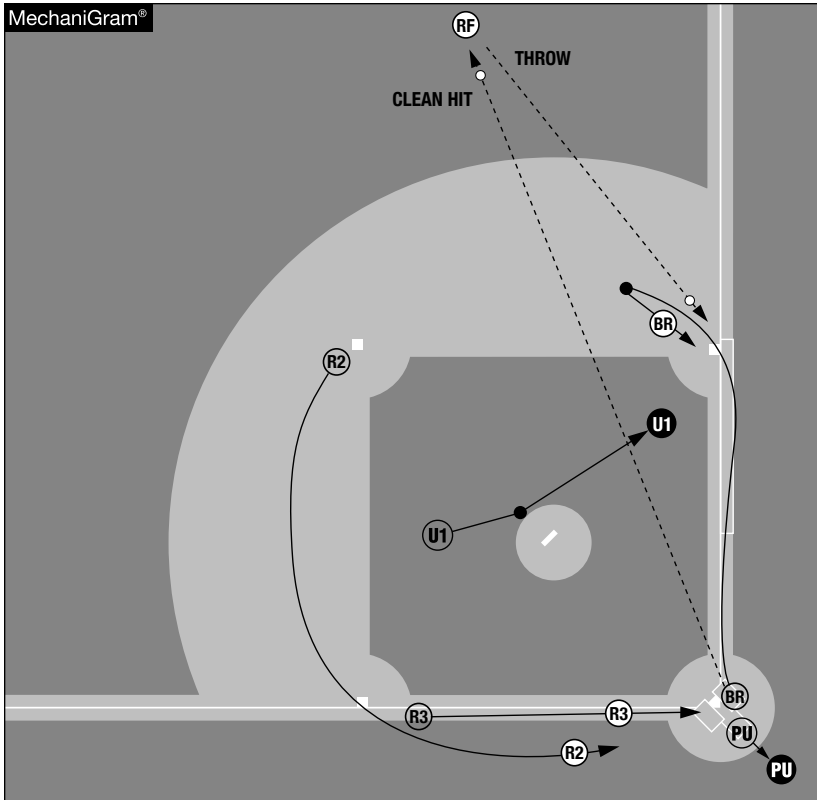
Umpire responsibilities:

PU: Has secondary responsibility for assisting U1 on swipe tag and pulled foot at first base. PU has all touches and plays at the plate, all overthrow responsibilities at first base and all running-lane interference responsibilities.

U1: Moves into the best position to rule on all plays at first, second or third base.



Clean Hit to Outfield



Action on the field: Clean hit to right field, no catch; R3 advances toward the plate; R2 advances toward the plate; the batter-runner rounds first base and draws a throw back to first base

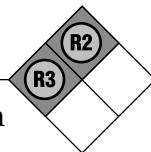
Umpire responsibilities:

PU: Observes R2's touch of third base and all touches at the plate. PU moves into position to rule on all plays at the plate.

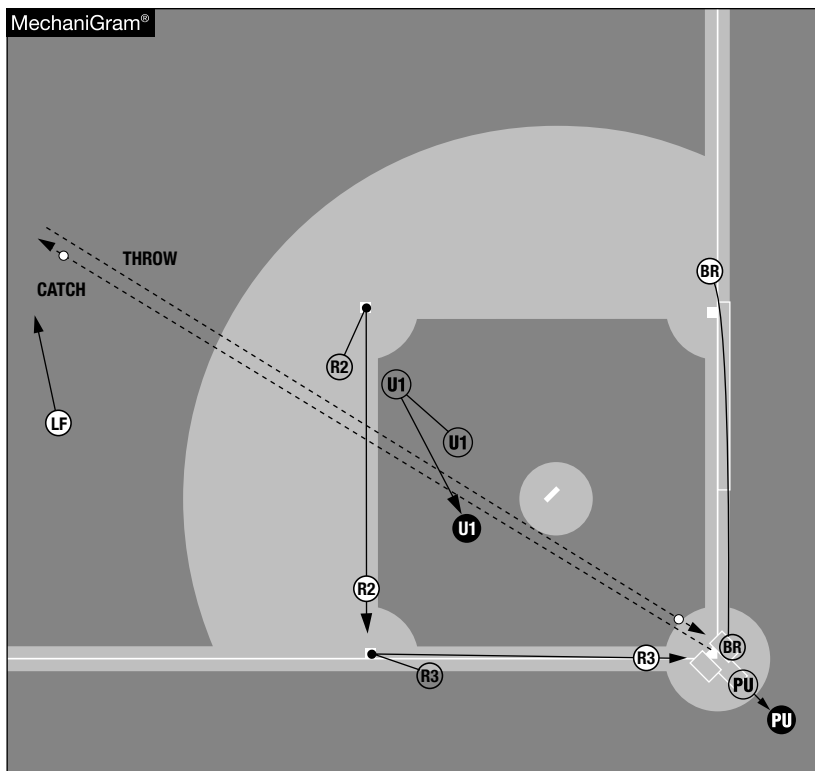
U1: Observes all base touches of the batter-runner. U1 moves into position to rule on all plays on the bases.



7.11.3 RUNNERS ON SECOND AND THIRD



Fly Ball to Left-Center Field: Catch



Action on the field: Fly ball caught by the left fielder; R3 tags up and advances toward the plate, drawing a throw there; R2 tags up and advances toward third base

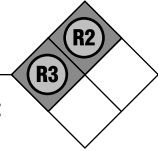
Umpire responsibilities:

PU: Moves to the best position possible to observe R3's tag up. PU returns to the plate for all plays there.

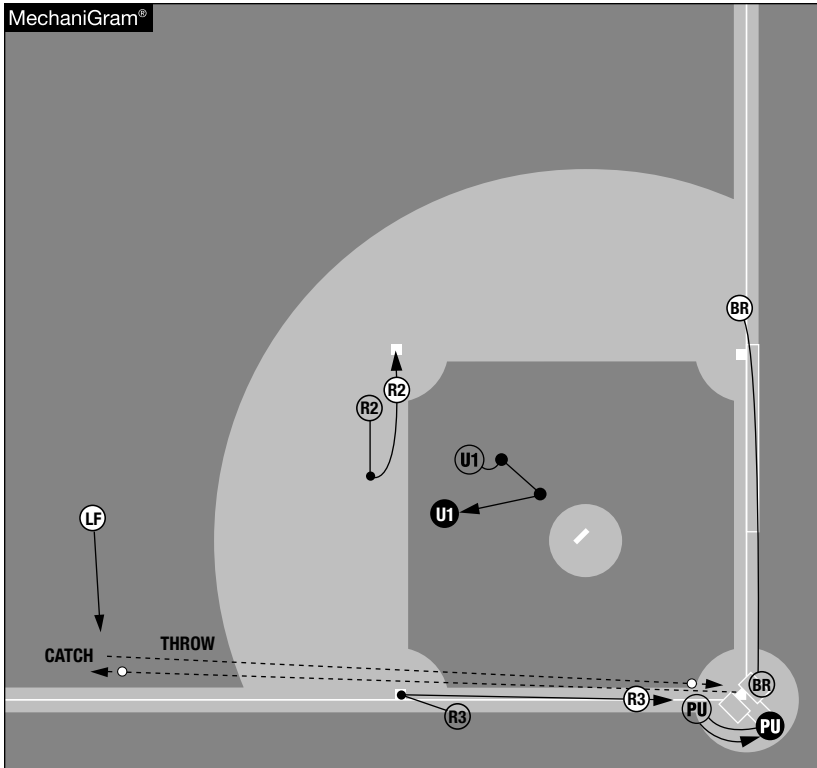
U1: Moves to the best position possible to view the catch/no catch. U1 observes R2 tagging up. U1 moves into position for all plays on the bases.



7.11.4 RUNNERS ON SECOND AND THIRD



Fly Ball Down the Left-Field Line: Catch



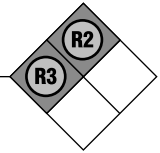
Action on the field: Fly ball caught by the left fielder; R3 tags up and advances toward the plate, drawing a throw there; R2 retreats toward second base

Umpire responsibilities:

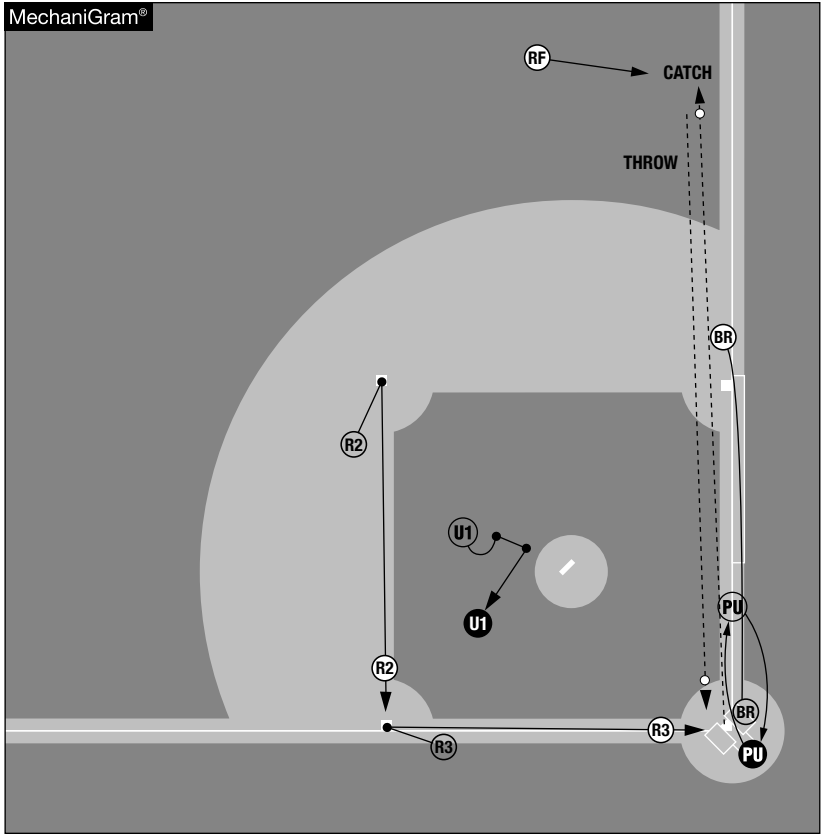
PU: Moves to the best position possible to view the fair/foul, catch/no catch and R3's tag up. PU returns to the plate for all plays there.

U1: Moves to the best position to observe R2's tag up. U1 has all plays on the bases.





Fly Ball Down the Right-Field Line: Catch



Action on the field: Fly ball caught by the right fielder; R3 tags up and advances toward the plate, drawing a throw there; R2 tags up and advances toward third base

Umpire responsibilities:

PU: Moves to the best position possible to view the fair/foul, catch/no catch and then R3's tag up (first-base line extended since the ball is in shallow right field). PU returns to the plate for all plays there.

U1: Moves to the best position to observe R2's tag up. U1 has all plays on the bases.





SECTION 7.12

Runner on third

Initial Positions and Outfield Coverage

The coverage is the same as runners on first and second (see 7.7.1).

PU: Has the left fielder moving toward the left-field foul line and the right fielder moving toward the right-field foul line.

U1: Starts in the “C” position and has outfield coverage from the left fielder straight in or straight back to the right fielder straight in or straight back.

Infield Catch Coverage

The coverage is the same as with a runner on first base only (see 7.6.2), with U1 in the “C” position.

PU has catches:

1. By the pitcher moving in, left or right.
2. By the third baseman moving back or toward the foul line.
3. By the first baseman moving back or toward the foul line.

U1 has catches:

1. By the pitcher moving back.
2. By the shortstop moving in all directions.
3. By the second baseman moving in all directions.
4. By the third baseman moving in or toward the middle of the field.
5. By the first baseman moving in or toward the middle of the field.

Fair/Foul Coverage

The coverage is the same as with a runner on first base only (see 7.6.3), with U1 in the “C” position.

PU: Has responsibility for all balls on the third-base line and first-base line.

U1: Has no fair/foul responsibility.

Plays Within the Infield

The coverage is the same as with runners on second and third (see 7.11.1), with U1 in the “C” position.

PU: Has secondary responsibility for assisting U1 on swipe tag and pulled foot at first base. PU has all touches and plays at the plate, all



overthrow responsibilities at first base and all running-lane interference responsibilities.

U1: Moves into the best position to rule on all plays on all bases.

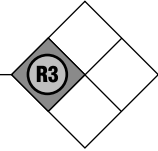
Clean Hit to Outfield

The coverage is the same as with runners on second and third (see 7.11.2), with U1 in the “C” position.

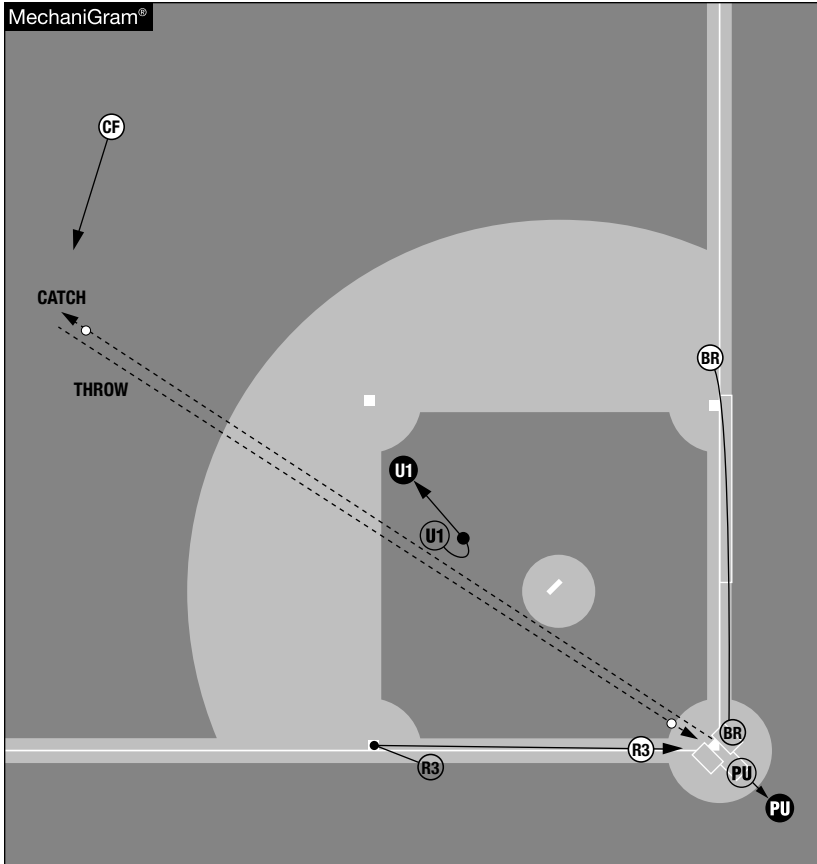
PU: Moves into position to rule on all plays and touches at the plate.

U1: Observes all base touches involving the batter-runner. U1 moves into position to rule on all plays on the bases.





Fly Ball to Center Field: Catch



Action on the field: Fly ball caught by the center fielder; R3 tags up and advances toward the plate, drawing a throw there

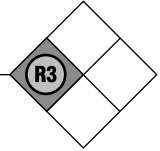
Umpire responsibilities:

PU: Moves to the best position to observe R3's tag up at third base. PU returns to the plate for all plays there.

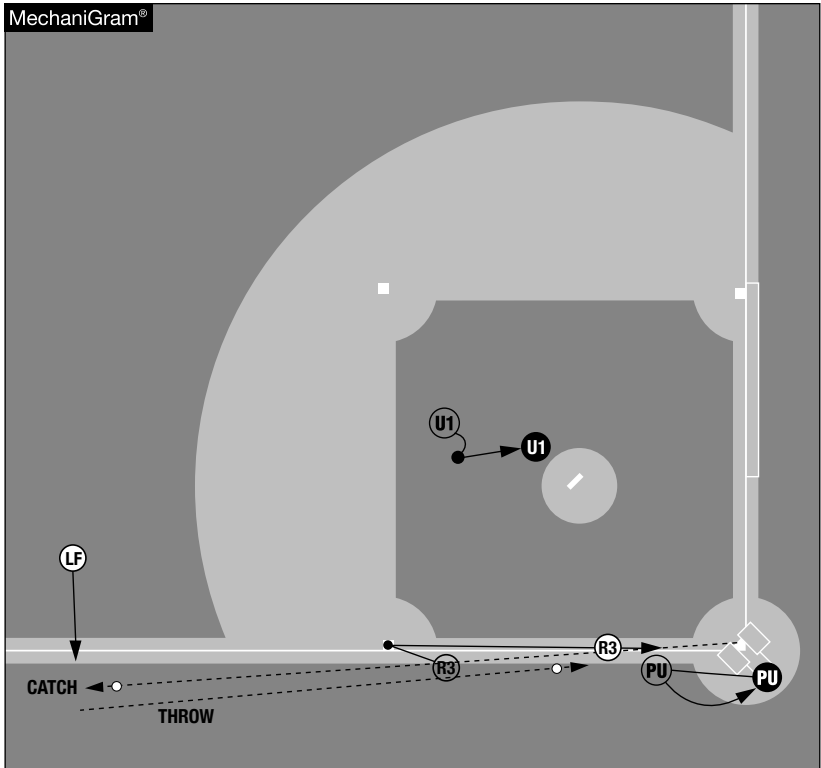
U1: Moves to the best position possible to view the catch/no catch. U1 moves into the best position to rule on all plays on all bases, including any play back at third base.



7.12.2 RUNNER ON THIRD



Fly Ball Down the Left-Field Line: Catch



Action on the field: Foul-fly ball caught by the left fielder; R3 tags up and advances toward the plate, drawing a throw there

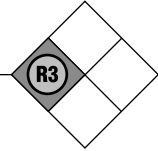
Umpire responsibilities:

PU: Moves to the best position possible to view the fair/foul, catch/no catch and R3's tag up. PU returns to the plate for all plays there.

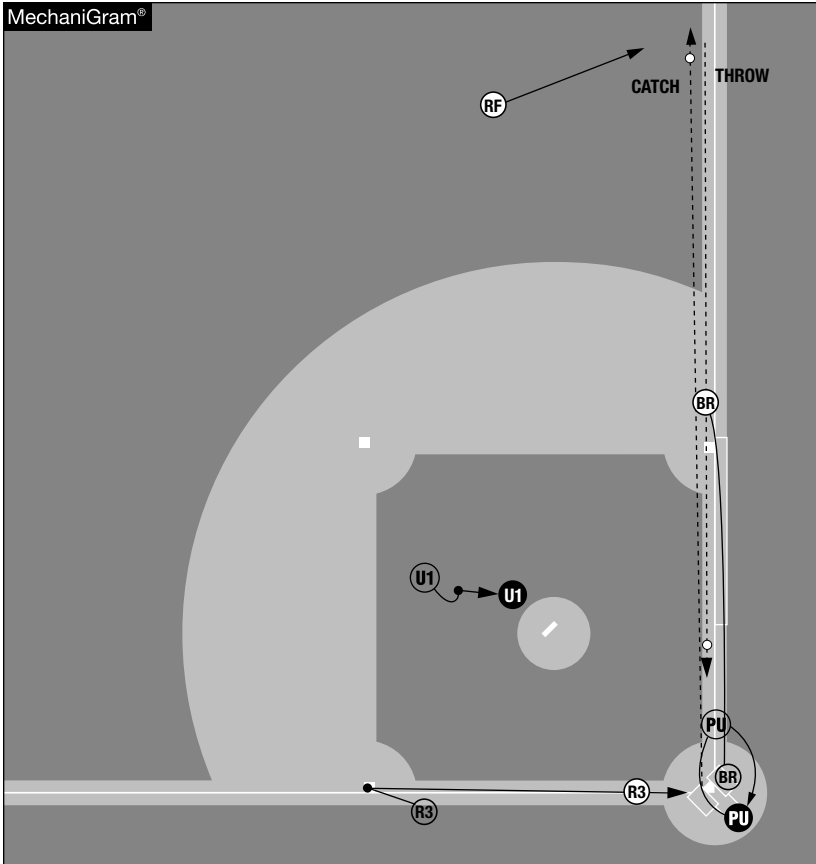
U1: Observes the action and has all plays on the bases, including any play back at third base.



7.12.3 RUNNER ON THIRD



Fly Ball Down the Right-Field Line: Catch



Action on the field: Deep fly ball caught by the right fielder; R3 tags up and advances toward the plate, drawing a throw there

Umpire responsibilities:

PU: Moves to the best position possible to view the fair/foul, catch/no catch and R3's tag up. PU returns to the plate for all plays there.

U1: Observes the action and has all plays on the bases, including any play back at third.





Section 8

Mechanics for a Crew of Three Umpires



Mechanics for Three Umpires

8.1 Basic Principles:

1. Box 'em in. Having the third umpire often allows umpires the luxury of having one umpire in front of a runner and one umpire behind of a runner — but not always!
2. Communication is crucial. You have to know where your partners are — and what they're doing — in order to function as a unit.
3. Infield umpires may go out. In some situations, an umpire positioned in the middle of the diamond may cross the basepaths and head into the outfield for better coverage.
4. Studying three-umpire mechanics will help you understand four umpire mechanics. If you're going to work the four-umpire system (say, come tournament time), you better have the three-umpire system down pat!

8.2 Balk Concentration

There are some balks that are more obvious from some positions.

A. PU should concentrate on:

1. Left-handed pitchers stepping to the plate
2. Left-handed pitchers coming to a complete stop
3. Right-handed pitchers coming to a complete stop
4. Right-handed pitchers gaining ground on the jump turn
5. Right-handed pitchers closing their front shoulder before the jump turn

B. U1 should concentrate on:

1. Left-handed pitcher's step, or body movement, to the plate
2. Left-handed pitchers coming to a complete stop
3. Left-handed pitchers breaking the back edge of the pitcher's rubber
4. Right-handed pitchers breaking their front knee before the jump turn

C. U3 should concentrate on:

1. Right-handed pitchers coming to a complete stop
2. Right-handed pitchers stepping to the plate on the third-to-first move
3. Right-handed pitchers breaking the back edge of the pitcher's rubber
4. Right-handed pitchers stepping to the plate



8.3 Line Drive Responsibilities

- A. Umpires will be held accountable to set their initial pre-pitch position with strong consideration given to line drive responsibilities.
- B. Umpires shall start with their inside foot next to the foul line and shall NOT straddle the line. With a runner on third base, U3 is allowed to straddle the line to have an unobstructed view of the hitting zone and check swing responsibility so long as it does not cause poor positioning for line-drive responsibility.
- C. U1 and U3 will position themselves no more than 6-8 feet behind the fielder with no runners on base. If the fielder is playing deep near the grass/dirt line, U1 should cut this distance down to 3-4 feet while maintaining a starting position to handle all responsibilities. The umpire should never put himself in a position where a fielder could step into or dive into him on a line drive.
- D. U1 and U3 should be well positioned to see line drives hit at the feet of the first or third baseman in their normal positions (with a step or two forward) and to make that call.
- E. U1 and U3 will now take all line drives hit directly at and immediately in front of the first or third baseman. "Directly in front" refers to the immediate area in front of the fielder and in the immediate vicinity of his starting position. A fielder who moves a significant distance straight forward will remain the plate umpire's call.

8.4 Basic Outfield Coverage

- A. Umpires will not automatically go out on all fly balls with or without runners on base. Umpires are expected to read fly balls and only go out on a trouble ball. The philosophy adopted by the CCA mechanics committee is "if in doubt, go out." That philosophy is not meant to replace the reading of fly balls. Pause, read and react techniques should always be utilized.
- B. Pause, read and react. Then go hard and get a good angle. Be stopped when the play occurs.
- C. Four conditions that require an umpire to go to the outfield from the "A, B, C or D" positions:
1. The outfielder turns and begins to run toward the outfield fence (possible home run).
 2. Multiple players converging on a fly ball.
 3. A catch being made below the waist.
 4. Outfielder moving toward the foul line and possible fair/foul decision.
- D. When a base umpire goes out from any position, the crew will revert back to the two-umpire system in most cases.



- E. In the three-umpire system, it is acceptable for umpires positioned within the infield to cross the basepath and go to the outfield for fly ball coverage. Some basic principles apply:
1. Umpires stationed within the infield must communicate (signal and verbal) with their partners before every situation that might call for them to leave the infield on a batted ball.
 2. Umpires should only leave the infield on batted balls in their coverage area that are hit deep into the outfield or when outfielders are moving in and a catch is in doubt.
 3. Umpires should not leave the infield on line drives or other situations when partners would not have an opportunity to assume their coverage.
- F. If in doubt, go out on fly balls in your coverage area.
1. If you are going out, go out hard.
 2. Leave no doubt in your partners' minds about whether or not you are going out.
 3. Signal your partners by raising your arm if you are going out.
 4. If you are not going out, hold your arm out to your partners with your palm facing them.
 5. If you do not go out, you still maintain responsibility for the catch.
 6. Once you go out, do not return until the play is complete.

8.5 Overthrows

Nobody on base

All overthrows will be taken by the plate umpire with the exception of when the crew has rotated and that responsibility will revert to U1 who has rotated to the plate.

Runner on first base

Plate umpire will have responsibility for overthrows with the exception of when the crew has rotated and U1 has rotated to the plate. U1 will then have that overthrow. In instances when the crew reverts to two umpires, the plate umpire has all overthrows.

Runners on first and second

Plate umpire will take all overthrows with the exception of when there is a tag-up rotation and U1 has rotated to the plate. U1 will then assume that responsibility. When the crew reverts to a two-man system and the plate umpire has a tag play at third base, that umpire will take that play at third, the overthrow and possible play at the plate from the inside.

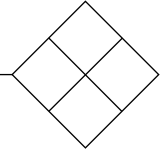
Runners on first and third, second and third, third base only or bases loaded.

Plate umpire has all overthrow responsibilities.

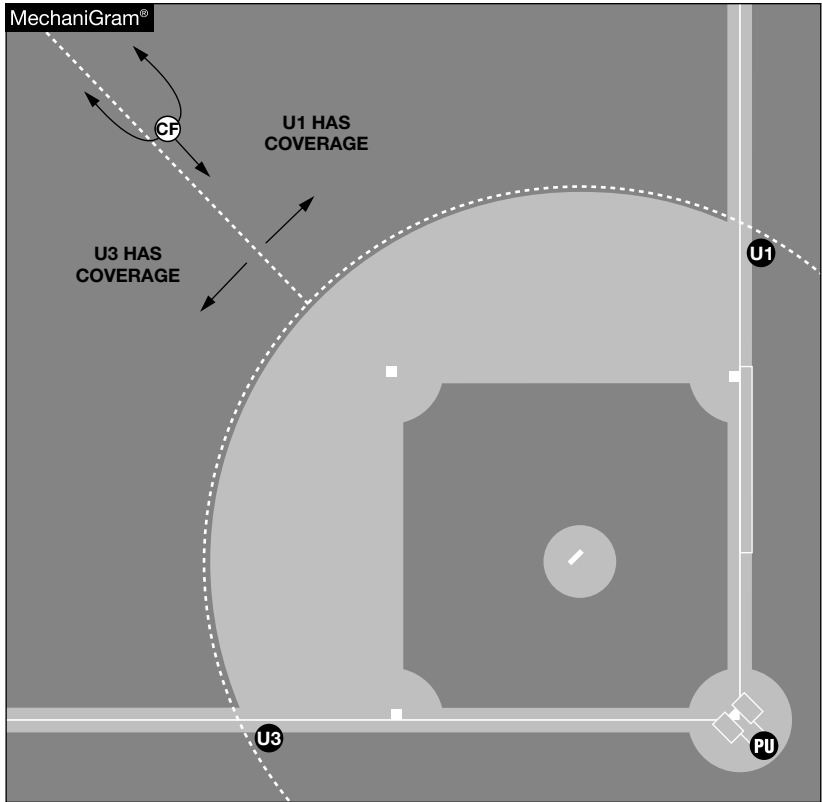




8.6.1 NO RUNNERS ON



Initial Positions and Outfield Coverage



Action on the field: No action

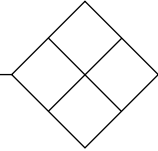
Umpire responsibilities:

PU: Has no outfield responsibility with no runners on base.

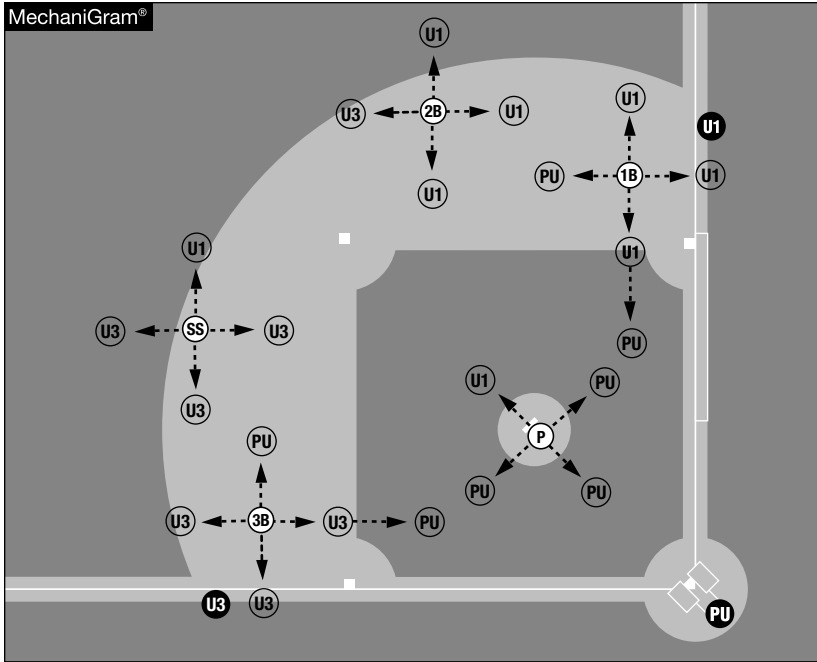
U1: Starts in the "A" position. U1 dictates coverage and has the center fielder straight in, when the center fielder turns to his left and goes straight back and when he moves toward right field. U1 also has all balls to the right fielder.

U3: Starts in the "D" position. U3 has the center fielder moving toward left field, when the center fielder turns to his right and goes straight back and all balls to the left fielder.





Infield Catch Coverage



Action on the field: No action

Umpire responsibilities:

PU has catches:

1. By the pitcher moving in, left or right.
2. By the first and third baseman moving toward the plate or toward the middle of the infield.

U1 has catches:

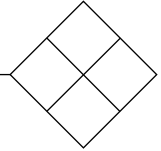
1. By the second baseman moving in, out or toward first base.
2. By the shortstop moving toward second base.
3. By the first baseman on line drives directly at or directly in front, moving back or toward the line.
4. By the pitcher moving back.

U3 has catches:

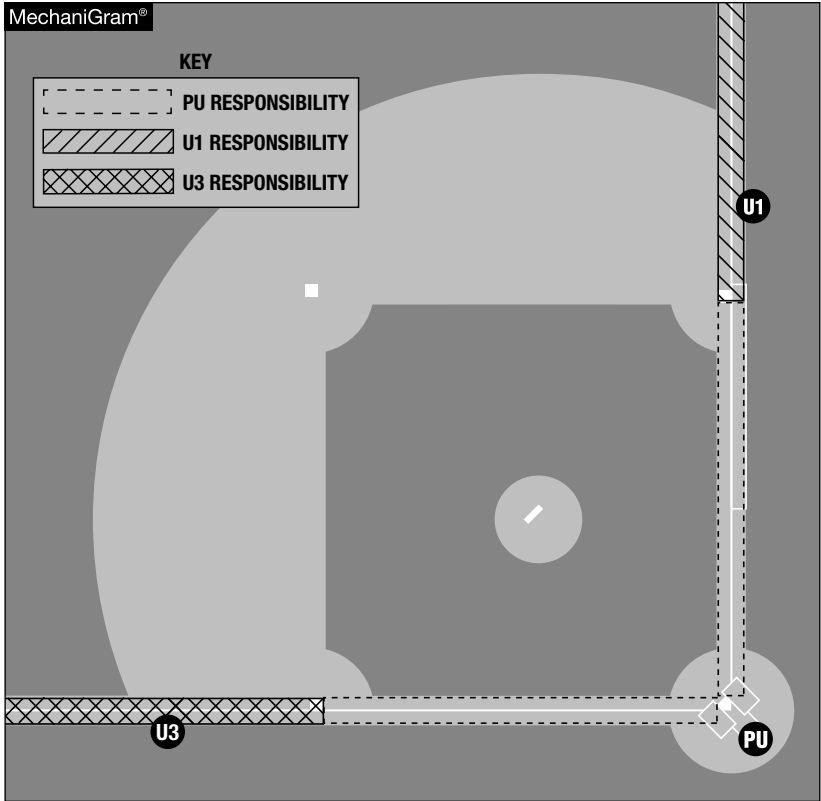
1. By the shortstop moving in, back or toward third base.
2. By the second baseman moving toward second base.
3. By the third baseman on line drives directly at or directly in front, moving back or toward the line.



8.6.3 NO RUNNERS ON



Fair/Foul Coverage



Action on the field: No action

Umpire responsibilities:

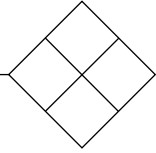
PU: Has responsibility for balls up to first base and third base.

U1: Has responsibility for balls that hit first base and/or go beyond.

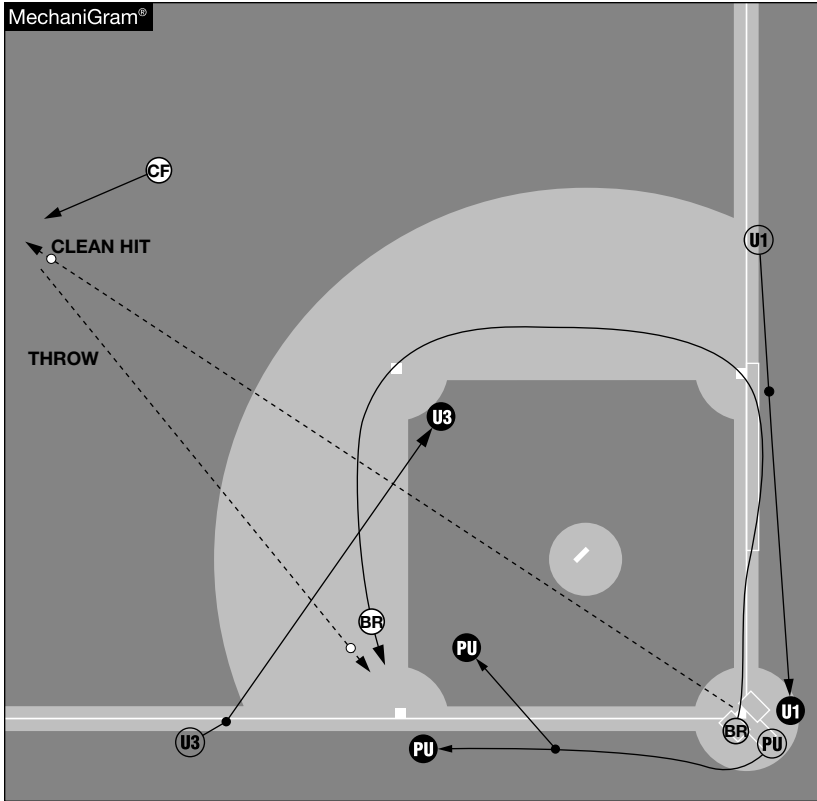
U3: Has responsibility for balls that hit third base and/or go beyond.



8.6.4 NO RUNNERS ON



Clean Hit to the Outfield



Action on the field: A deep clean hit to the outfield with the batter-runner advancing toward third base, drawing a throw there

Umpire responsibilities:

PU: Reads the ball and has any play on the batter-runner at third base.

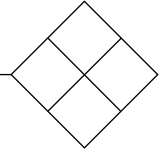
U1: Observes batter-runner's base touch at first base and begins to move toward the plate if the batter-runner commits to third base.

U3: Enters the infield and has all plays on the batter-runner at second base.

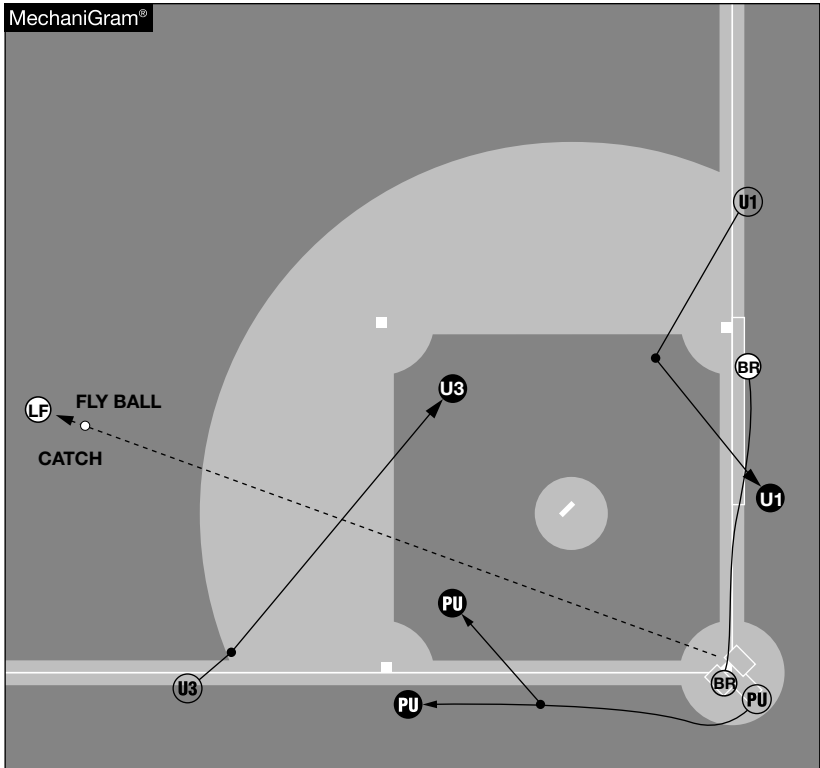




8.6.5 NO RUNNERS ON



Fly Ball to Left Field: Catch



Action on the field: A routine fly ball to left field.

Umpire responsibilities:

PU: Reads U3's movement and moves up the line for a play at third if the ball is not caught.

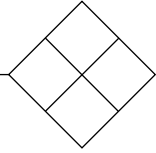
U1: Observes batter-runner's base touch at first base. U1 may enter the infield if he desires. If the ball is not caught, U1 must be prepared to move toward the plate if the batter-runner commits to third base.

U3: Moves toward the infield since fair/foul and catch/no-catch are not an issue. U3 continues into the infield for a play at second in the event the ball is not caught.

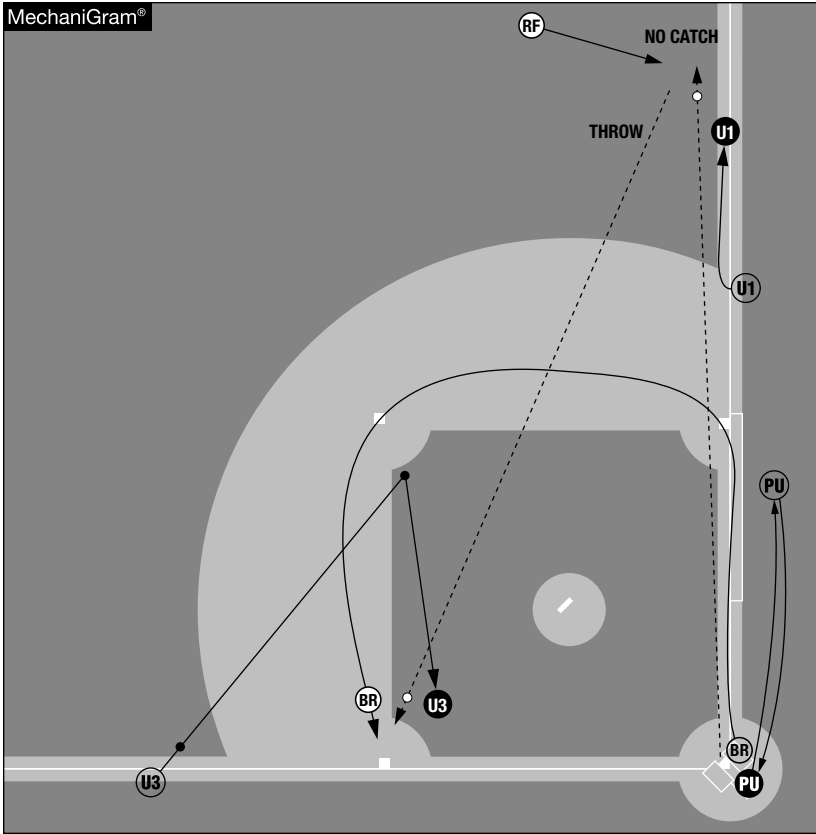




8.6.6 NO RUNNERS ON



Fly Ball Down the Right-Field Line: No Catch, U1 Goes Out



Action on the field: Fly ball to right field, no catch; the batter-runner advances toward third base, drawing a throw there

Umpire responsibilities:

PU: Moves to first base for any play on the batter-runner. Once the batter-runner reaches second base, PU returns to the plate for any play there.

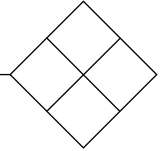
U1: Goes out on the fly ball to rule on fair/foul and then the catch/no-catch.

U3: Has all plays at second and third base.

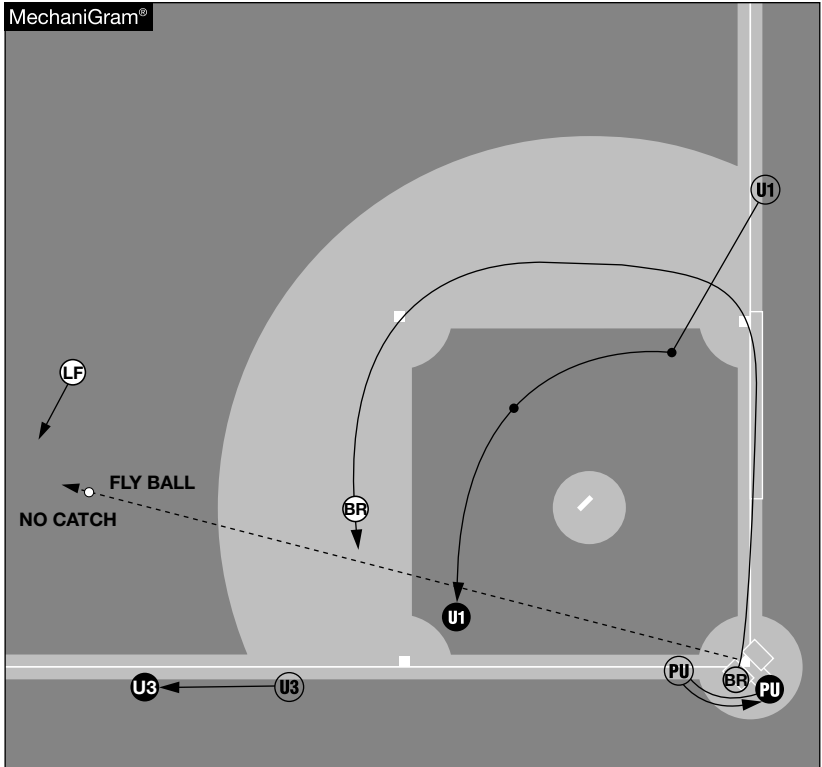




8.6.7 NO RUNNERS ON



Fly Ball to Left Field: No Catch, U3 Goes Out



Action on the field: Fly ball to left field; no catch; the batter-runner advances toward third base

Umpire responsibilities:

PU: Has any play on the batter-runner at the plate.

U1: Moves to the infield for any play on the batter-runner at first, second or third base.

U3: Goes out on the fly ball to rule on fair/foul and the catch/no-catch.





SECTION 8.7

Runner on first

Initial Positions and Outfield Coverage

U1 is in the “A” position. U3 is in the “Deep B” or “Deep C” position.

The initial responsibility of all catch or no catch of fly balls and line drives to the outfield belongs to U3. U1 retains coverage on all trouble balls (See 8.4C) from the center fielder coming straight in or straight back to the right-field line. If U1 goes out, the crew reverts to the two-umpire system. If the ball is hit where the left fielder moves any distance toward the foul line, then PU has all catch/no-catch responsibility.

By conference approval, any time a runner is positioned at first base only with two outs and the batter with a full count, the base umpires may reverse rotate on a base hit.

Infield Catch Coverage

PU has catches:

1. By the pitcher moving in, left or right.
2. By first baseman moving in.
3. By the third baseman moving in, back or toward the foul line.

U1 has catches:

1. By the first baseman directly at or directly in front, moving out or toward the foul line.
2. By the second baseman moving back or toward first base.

U3 has catches:

1. By all fielders moving toward the middle of the field.
2. By the pitcher moving back.
3. By the third baseman directly at or directly in front
4. By the shortstop moving in all directions.
5. By the second baseman moving in.

Fair/Foul Coverage

PU: Has responsibility for all balls on the third-base line and up to first base.

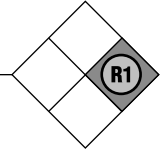
U1: Has responsibility for all balls that hit first base or go beyond first base.

U3: Has no foul-line responsibility.

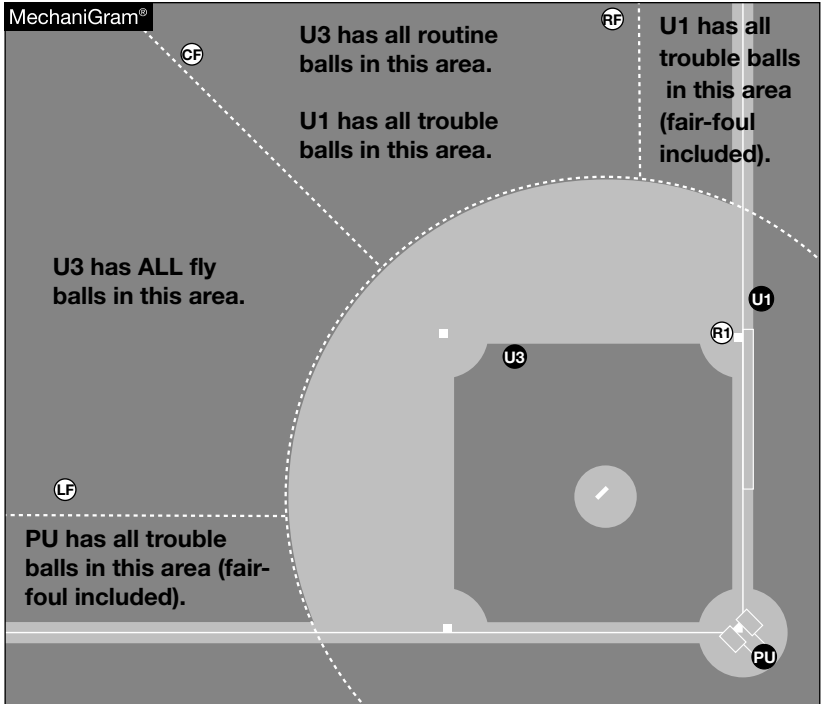




8.7.1 RUNNER ON FIRST



Initial Positions and Outfield Coverage



Action on the field: No action

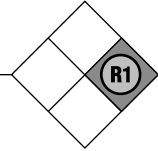
Umpire responsibilities:

PU: Has catch/no-catch responsibility if the ball is hit where the left fielder moves any distance toward the foul line.

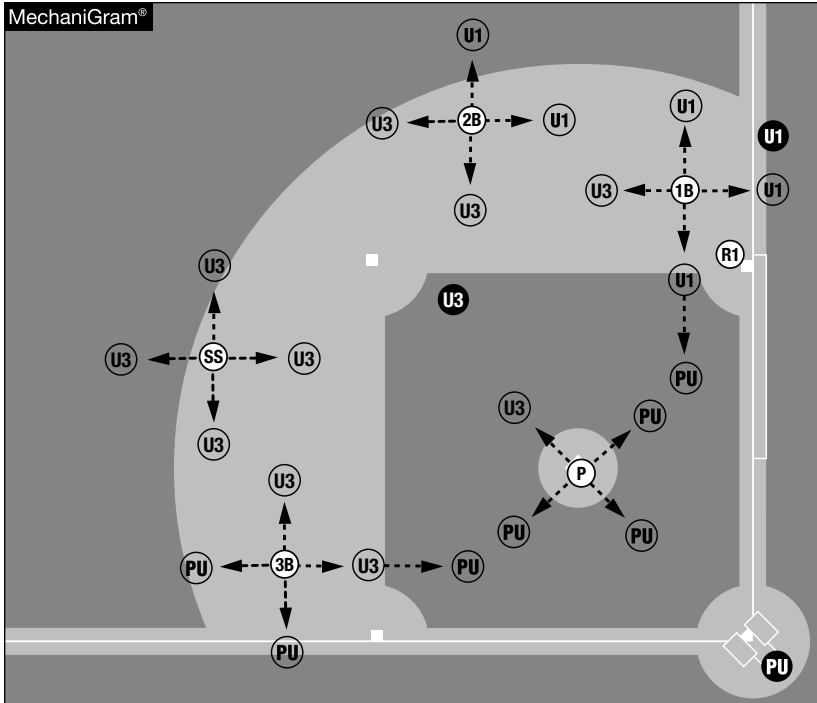
U1: Starts in the “A” position. U1 retains coverage on all trouble balls (See 8.4C) from the center fielder coming straight in or straight back to right-field out of play. If U1 goes out, the crew reverts to the two-umpire system.

U3: Starts in the “Deep B” position (“Deep C” is optional and permissible). U3 has all responsibility for all routine catches from left field to right field, and all trouble catches in the left-center field wedge.





Infield Catch Coverage



Action on the field: No action

Umpire responsibilities:

PU has catches:

1. By the pitcher moving in, left or right.
2. By first baseman moving significantly in.
3. By the third baseman moving in, back or toward foul line.

U1 has catches:

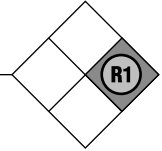
1. Immediately in front of the first baseman, out or toward the foul line.
2. By the second baseman moving back or toward first base.

U3 has catches:

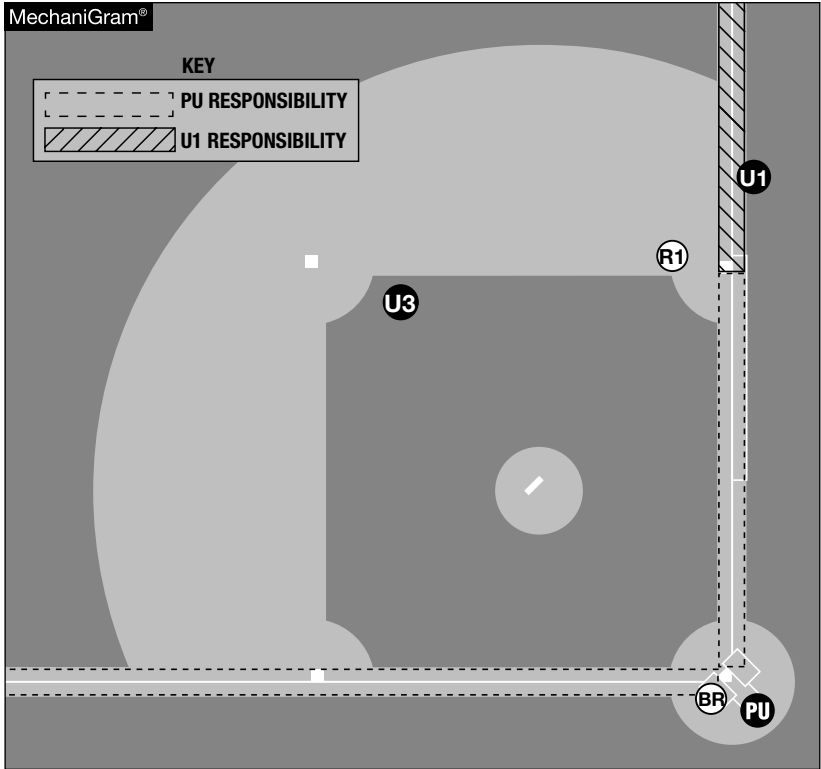
1. By all fielders moving toward the middle of the field.
2. By the pitcher moving back.
3. Immediately in front of the third baseman.
4. By the shortstop moving in all directions.
5. By the second baseman moving in.



8.7.3 RUNNER ON FIRST



Fair /Foul Coverage



Action on the field: No action

Umpire responsibilities:

PU: Has responsibility for all balls on the third-base line and up to first base.

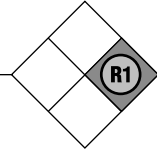
U1: Has responsibility for all balls that hit first base or go beyond first base.

U3: Has no foul-line responsibility.

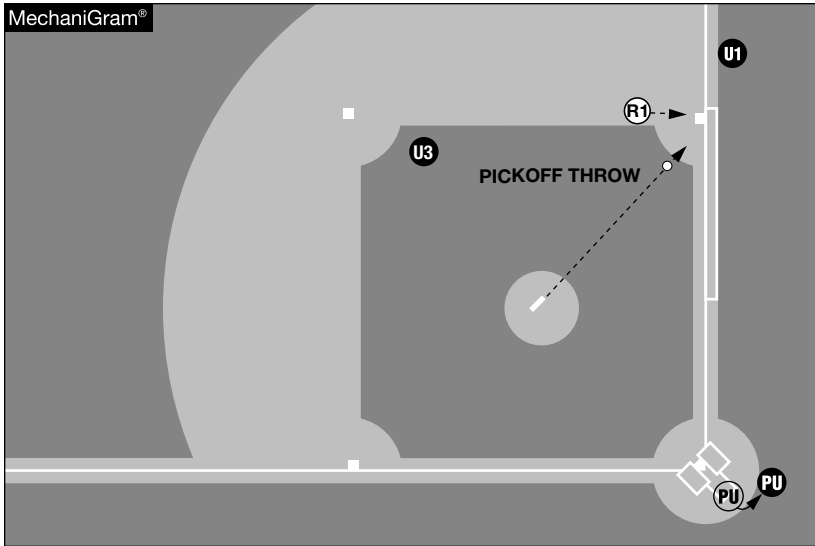




8.7.4 RUNNER ON FIRST



Pickoff at First



Action on the field: Before pitching, the pitcher attempts to pick off the runner at first base.

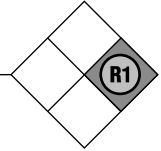
Umpire responsibilities:

P: Watches the pitcher for potential balks, then takes a step out from behind the catcher to observe the action or in case ball is overthrown.

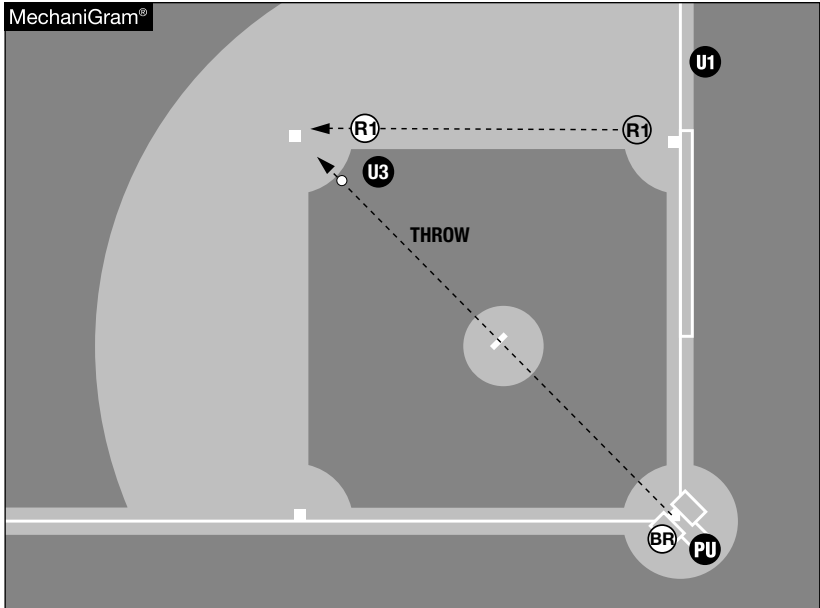
U1: Umpires shall start with their inside foot next to the foul line and NOT straddling the line. When the first baseman is holding the runner on first, U1 should be in a hands-on-knees set position immediately when the pitcher comes in contact with the rubber. U1's distance will be no more than 6-10 feet from the bag. U1's line of sight should be to the inside of the runner leading off with a clear view of the pitcher. On a pickoff, U1 should remain set throughout the entire critical action of the play. U1 should never move into foul territory on a pickoff from the pitcher. Umpires are not to start in foul territory for a pickoff (off the line) and then quickly move back to the foul line as the pitch is being delivered. When the first baseman is NOT holding the runner on first, U1 will position himself no more than 6-8 feet behind the fielder. If the fielder is playing deep, U1 should cut this distance in half and be no more than 3-4 feet behind the fielder. The umpire should never put himself in a position where a fielder could step or dive into him on a line drive. For all back picks at first base, an umpire should always anticipate this pick from the catcher and be ready to quickly move as far as the play will allow. Umpires are not to take a back pick by moving from their initial starting position into FAIR territory.

U3: Watches the pitcher for potential balks before throwing. Is responsible for all plays at second and third base, including if R1 ends up in a rundown.





Steal of Second



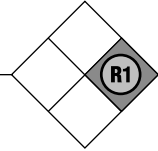
Action on the field: The batter swings and misses at the pitch as R1 attempts to steal second base.

Umpire responsibilities:

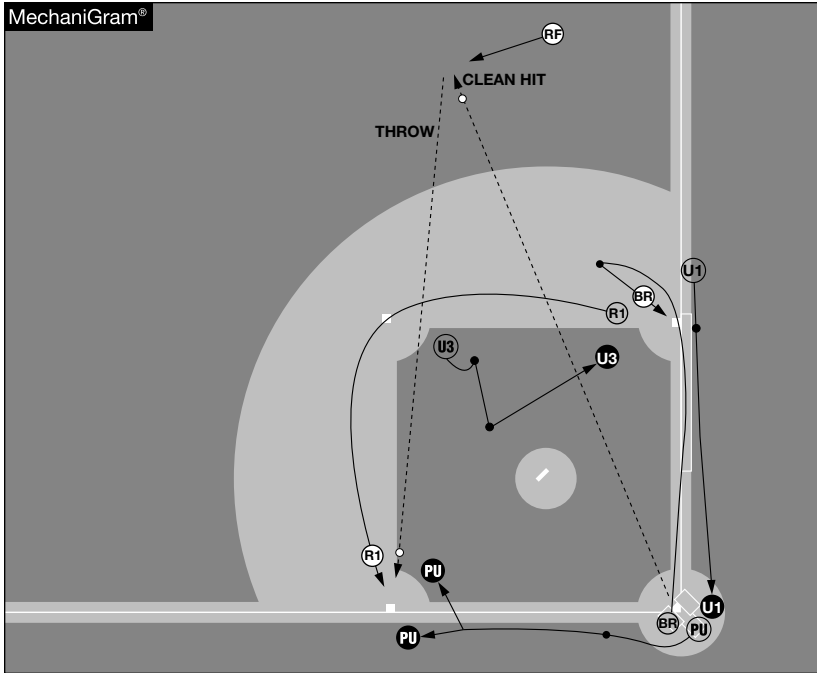
P: Signals the swinging strike without taking his focus off the play at hand. Ensures the batter does not interfere with the catcher's throw. Observes the play.

U1: Observes the pitch and the initial throw to second.

U3: Starting with the 2020 season, umpires are not allowed to start in the infield and then run to a position out in the dirt looking straight down the baseline toward second base during a steal play. All steal plays must be taken between the B and C starting positions. Takes a step toward the second-base cutout. Keeps eye on the ball and turns as the ball passes U3. Comes to a hands-on-knee set to see the play at second base. If the play is a swipe-tag out, ensure the fielder retains possession of the ball before making the out call. If the runner is safe, no delay is necessary.



Clean Hit to the Outfield



Action on the field: Clean hit to right field, no catch; R1 advances toward third base, drawing a throw there; batter-runner rounds first and returns there

Umpire responsibilities:

PU: Reads R1 and the ball and moves into a position for any plays at third base on R1. If a play develops at third base, PU can take the play in either fair or foul territory.

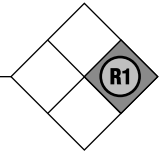
U1: Observes batter-runner's base touch at first base and begins to move toward the plate when R1 touches second base and commits to third base.

U3: Observes the base touch at second base and begins to move toward first base if R1 commits to third base and has all plays on the batter-runner at first and second base.

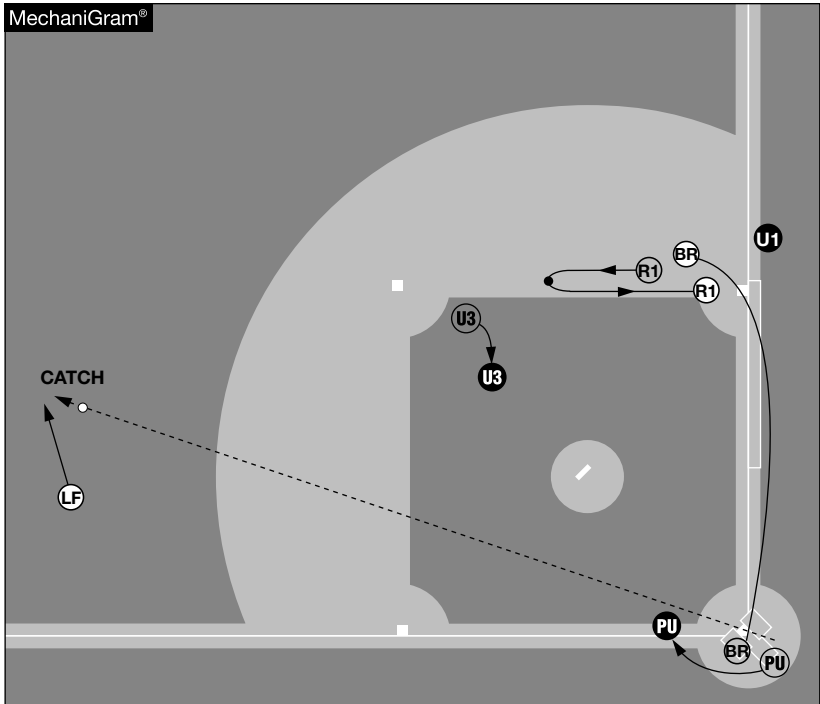
By conference approval, any time a runner is positioned at first base only with two outs and the batter with a full count, the base umpires may reverse rotate on a base hit.



8.7.7 RUNNER ON FIRST



Routine Fly Ball to Left Field: Catch



Action on the field: Fly ball to left field, catch; U3 does not go out; R1 retreats toward first base

Umpire responsibilities:

PU: Observes the action. If the ball is not caught, PU moves toward third base for any play on R1 there.

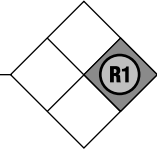
U1: Observes R1's action. If the ball is not caught, U1 observes the base touch at first of the batter-runner. Once R1 has touched second and has committed to third base, U1 moves to the plate for any play on R1 there.

U3: Rules on the catch/no catch and has any play on R1 at second base. If the ball is not caught, once R1 has touched second base and has committed to third base, U3 assumes responsibility for the batter-runner.

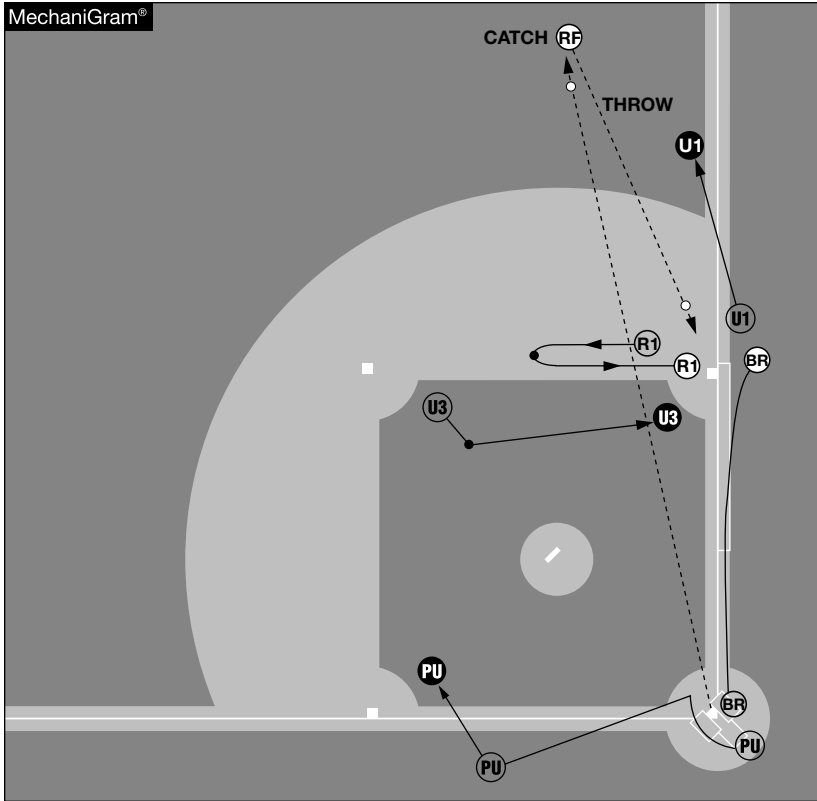




8.7.8 RUNNER ON FIRST



Fly Ball to Right Field: Catch, U1 Goes Out



Action on the field: Fly ball caught by right fielder; U1 goes out; R1 goes halfway to second base and returns to first base, drawing a throw there

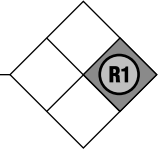
Umpire responsibilities:

PU: Observes the play and remains near the plate. If the fly ball is not caught and a play develops at third base on R1, PU will take the play at third base in fair territory near the cutout at third base.

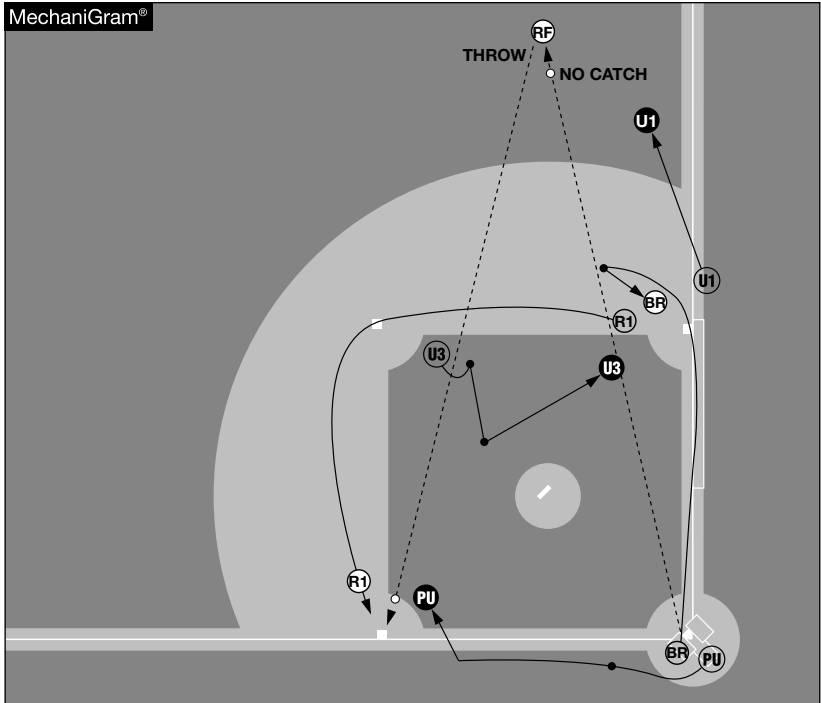
U1: Moves to the best position possible to view the catch/no catch.

U3: Moves to a position to cover all plays on R1 at first, second and third base.





Fly Ball to Right Field: No Catch, U1 Goes Out



Action on the field: Fly ball to right field, no catch; U1 goes out; R1 advances toward third base and draws a throw there; batter-runner rounds first and returns there

Umpire responsibilities:

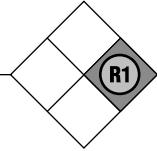
PU: Rotates to third base for any play on R1 and must communicate his position to U3. If a play develops at third base, PU will take the play at third base in fair territory near the cutout at third base. If a play develops at third base and R1 then attempts to advance to the plate on a wild throw, PU must retreat for any play there.

U1: Goes out on the fly ball.

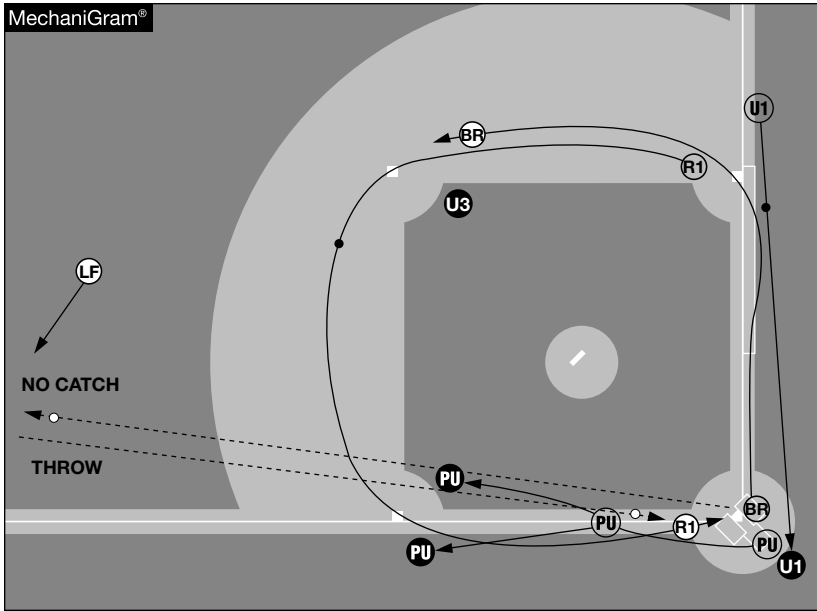
U3: Observes the action and has all plays at first and second base and plays at third base on the batter-runner.



8.7.10 RUNNER ON FIRST



Fly Ball to Left Field: No Catch



Action on the field: Fly ball that takes the left fielder toward the foul line, no catch; R1 advances toward the plate, drawing a throw there; the batter-runner advances toward second base

Umpire responsibilities:

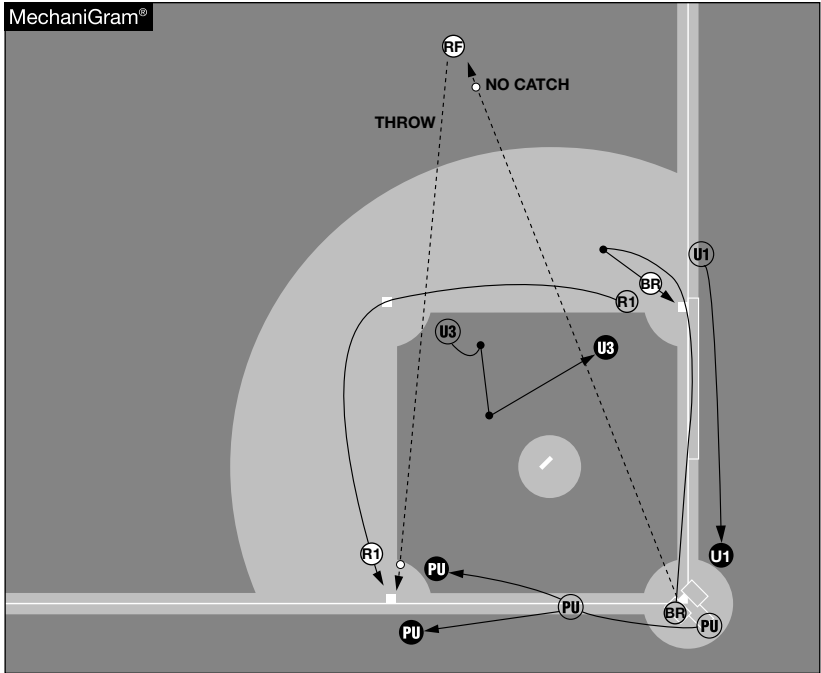
PU: Rules on the fair/foul and catch/no-catch, observes the action and moves toward third base for any play on R1. If a play develops at third base, PU can take the play in either fair or foul territory. If the ball is caught, PU returns home.

U1: Observes the action and base touch at first of the batter-runner. If R1 touches second and commits to third base, U1 moves to the plate for any play on R1. If the ball is caught, U1 observes R1's tag at and has any play back into first base.

U3: Observes the action and has any play on R1 at second base. Once R1 has touched second base and committed to third base, U3 assumes responsibility for the batter-runner.



Routine Fly Ball to Right Field: 2 Out



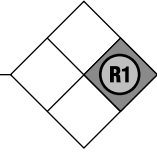
Action on the field: Routine fly ball to right field, two outs, no catch; R1 advances toward third base, drawing a throw there; the batter-runner advances toward second base on the throw. With two outs, this is an automatic rotation

Umpire responsibilities:

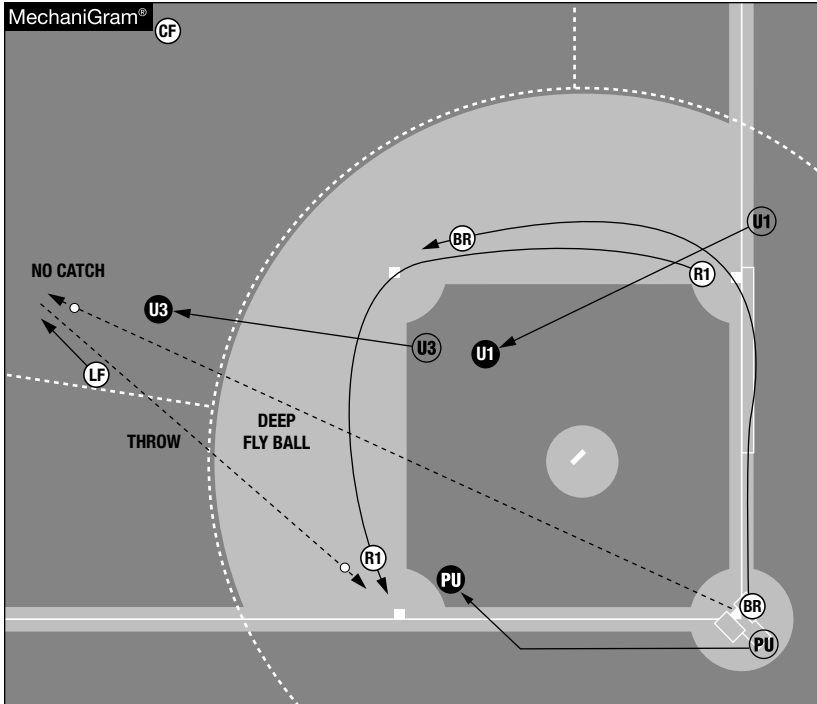
PU: Observes the action and moves toward third base for any play on R1 or the batter-runner. If a play develops at third base, PU can take the play in either fair or foul territory.

U1: Observes the action and base touch at first of the batter-runner. Once R1 touches second base and commits to third base, U1 moves to the plate for any play there.

U3: Rules on the catch/no catch. U3 moves into position for all plays on R1 at second base and all plays on the batter-runner at first and second base.



Fly Ball to Left-Center Field: U3 Goes Out



Action on the field: Deep fly ball to left-center field, no catch; U3 goes out; R1 advances toward third base, drawing a throw there; batter-runner advances toward second base

Umpire responsibilities:

PU: Reads R1 and rotates to third base if R1 commits to third. If a play develops at third base, PU will take the play in fair territory near the cutout at third base. If a play develops at third base and R1 then attempts to advance to the plate, PU must retreat for any play there. If the ball is caught, PU stays home for all plays there.

U1: Immediately enters the infield and has all plays at first and second base. If the ball is caught, U1 has all plays at first, second and third base.

U3: moves to the outfield to view the catch/no catch.





SECTION 8.8

Runners on first and second

Infield Catch Coverage

The coverage is the same as with a runner on first only (see 8.7.2), with U3 in the "C" position.

PU has catches:

1. By the pitcher moving in, left or right.
2. By first baseman moving in.
3. By the third baseman moving in, back or toward the foul line.

U1 has catches:

1. By the first baseman directly at or immediately in front, moving out or toward the foul line.
2. By the second baseman moving back or toward first base.

U3 has catches:

1. By all fielders moving toward the middle of the field.
2. By the pitcher moving back.
3. By the third baseman directly at or immediately in front.
4. By the shortstop moving in all directions.
5. By the second baseman moving in.

Fair/Foul Coverage

The coverage is the same as with a runner on first only (see 8.7.3), with U3 in the "C" position.

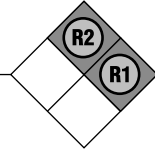
PU: Has responsibility for all balls on the third-base line and up to first base.

U1: Has responsibility for all balls that hit first base or go beyond first base.

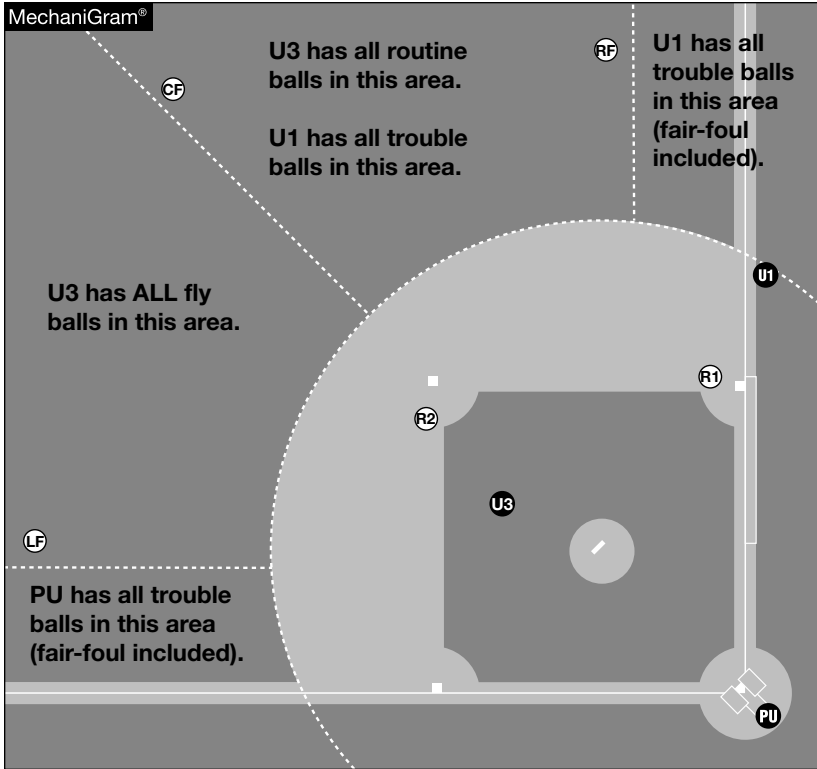
U3: Has no foul-line responsibility.



8.8.1 RUNNERS ON FIRST AND SECOND



Initial Position and Outfield Coverage



Action on the field: No action

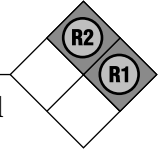
Umpire responsibilities: U1 is in the "A" position. U3 is in the "C" position.

The initial responsibility of all catch or no catch of fly balls and line drives to the outfield belongs to U3. U1 retains coverage on all trouble balls (See 8.4C) from the center fielder coming straight in or straight back to the right-field out of play. If U1 goes out, the crew reverts to the two-umpire system. If the ball is hit where the left fielder moves any distance toward the foul line, then PU has all catch/no-catch responsibility.

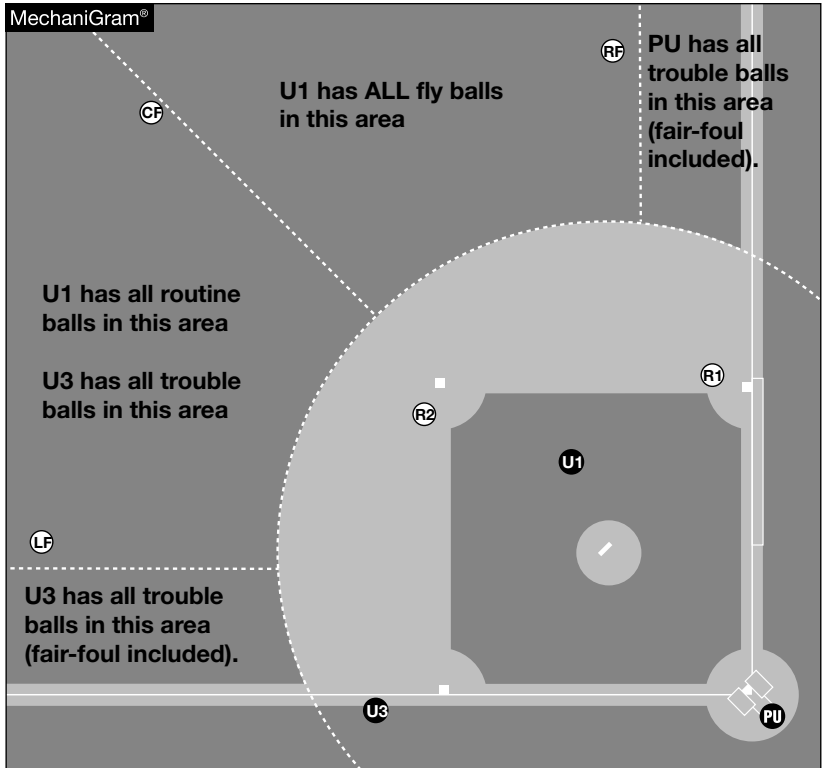




8.8.2 RUNNERS ON FIRST AND SECOND



Optional Initial Position and Outfield Coverage in Obvious Bunt Situation



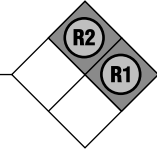
Action on the field: No action

Umpire responsibilities: In an obvious bunt situation, with conference coordinator approval, the crew may decide to place U3 in the “D” position to be ahead of the play at third base. U1 would then begin in the “B” position and have initial responsibility on all outfield catch or no-catch calls.

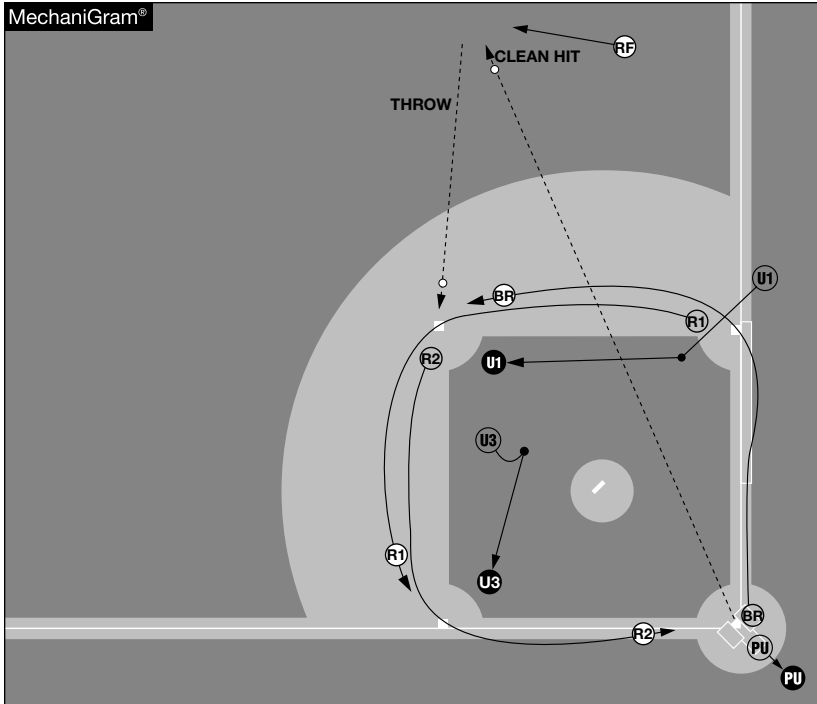
U3 retains coverage on all trouble balls (See 8.4C) from the center fielder coming straight in or straight back to left field out of play. If U3 goes out, the crew reverts to the two-umpire system. If the ball is hit where the right fielder moves any distance toward the foul line, then PU has the fair/foul and catch/no-catch responsibility.



8.8.3 RUNNERS ON FIRST AND SECOND



Clean Hit to Outfield



Action on the field: Clean hit to right field, no catch; R2 advances toward the plate; R1 advances toward third base; batter-runner advances toward second base and draws a throw there

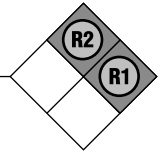
Umpire responsibilities:

PU: Stays home, observes R2 touching third base and observes the plate touch of all runners. PU moves to a position to rule on all plays at the plate.

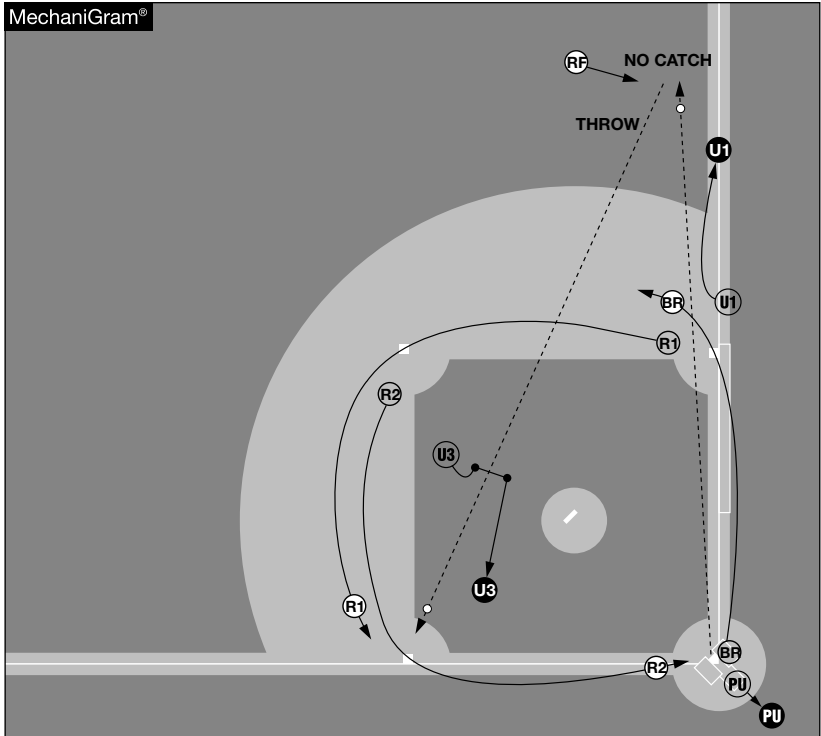
U1: Moves into the infield and observes the batter-runner's base touch at first and has all plays on the batter-runner at first and second base.

U3: Observes the base touches of R1 at second and third base and has all plays on R1 at second and third, plus R2 and the batter-runner at third base.





Fly Ball to Right Field: No Catch, U1 Goes Out



Action on the field: Fly ball to right field, no catch; U1 goes out; R1 advances toward third base, drawing a throw there; R2 advances toward the plate; the batter-runner rounds first base

Umpire responsibilities:

PU: Remains near the plate for all plays there. If the ball is caught, PU reads the ball and if R2 “tags and advances” to third, PU will take the play at third in fair territory near the cutout at third base.

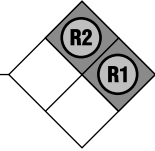
U1: Moves to the best position possible to view the fair/foul and catch/no catch.

U3: Moves into position for all plays on the bases. If the ball is caught, U3 has the tag ups of R2 at second base and R1 at first base.

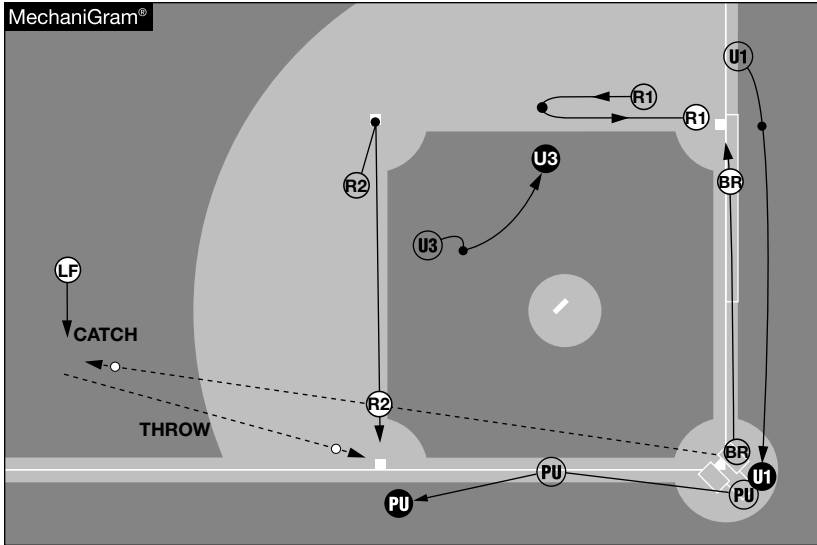




8.8.5 RUNNERS ON FIRST AND SECOND



Fly Ball Down the Left-Field Line: Catch



Action on the field: Fly ball caught by the left fielder; R2 tags up and advances toward third base, drawing a throw; R1 retreats toward first base

Umpire responsibilities:

PU: Moves to the best position possible to view the fair/foul and catch/no catch. PU reads the runners and the ball and moves into a position for any play on R2 if he “tags or advances” to third base. If a play develops at third base, PU can take the play in either fair or foul territory. If the ball is not caught, PU observes R2’s base touch at third and returns to the plate for all plays there.

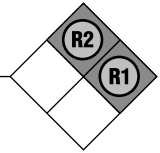
U1: Observes R1 and if R2 commits to third base, U1 commits to the plate for any play there on R2. If the ball is not caught, U1 moves into the infield and observes the batter-runner’s base touch at first and has all plays on the batter-runner at first and second bases.

U3: Retreats and observes R2’s tag up. U3 moves into position for any play at first or second base on R1. If the ball is not caught, U3 observes the base touches of R1 at second and third base and has all plays on R1 at second and third and R2 and the batter-runner at third base.

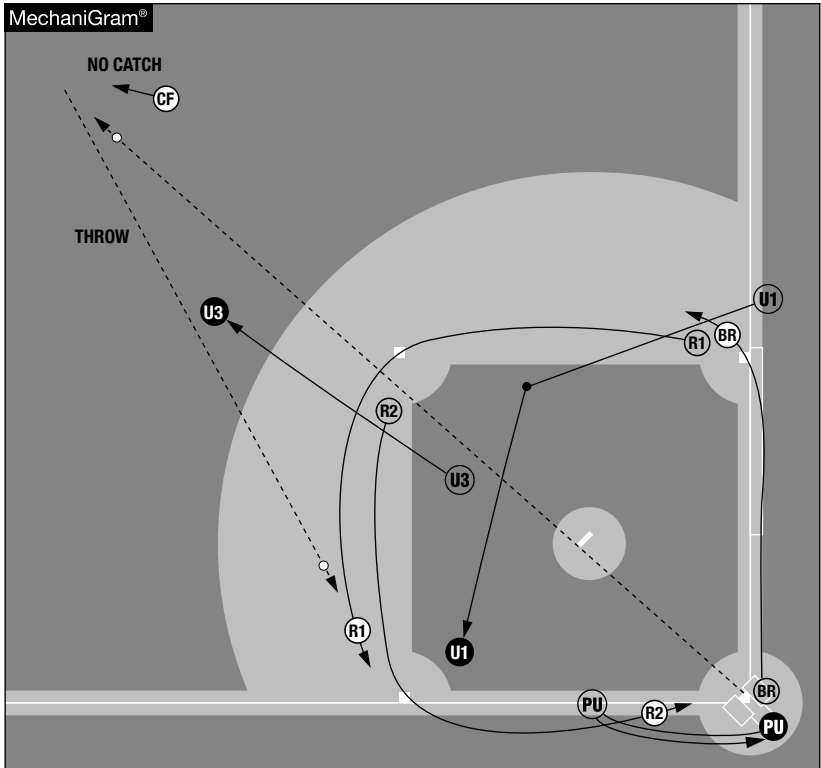




8.8.6 RUNNERS ON FIRST AND SECOND



Fly Ball to Left-Center Field: No Catch, U3 Goes Out



Action on the field: Deep fly ball to left-center field, no catch; U3 goes out; R2 advances toward the plate; R1 advances toward third base; batter-runner rounds first base

Umpire responsibilities:

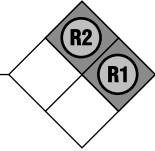
PU: Observes R2's touch at third and returns to the plate for all plays there.

U1: Enters the infield immediately and has all plays on the bases.

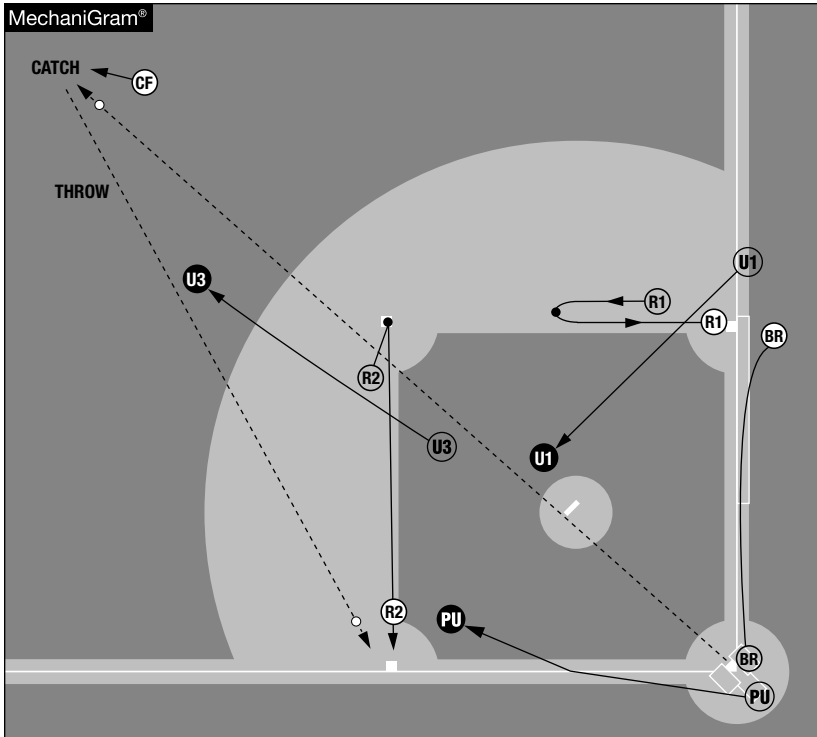
U3: Moves to the outfield to view the catch/no catch.



8.8.7 RUNNERS ON FIRST AND SECOND



Fly Ball to Left-Center Field: Catch, U3 Goes Out



Action on the field: Deep fly ball caught by the center fielder; U3 goes out; R2 tags up and advances toward third base, drawing a throw there; R1 returns to first base

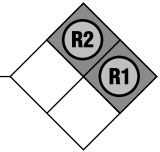
Umpire responsibilities:

PU: Moves toward third base. PU reads the runners and the ball and moves into a position for any play on R2 if he “tags and advances” to third base. PU will take the play at third in fair territory near the cutout at third base. If a play develops at third base and R2 then attempts to advance to the plate on a wild throw, PU must retreat in fair territory for any play there.

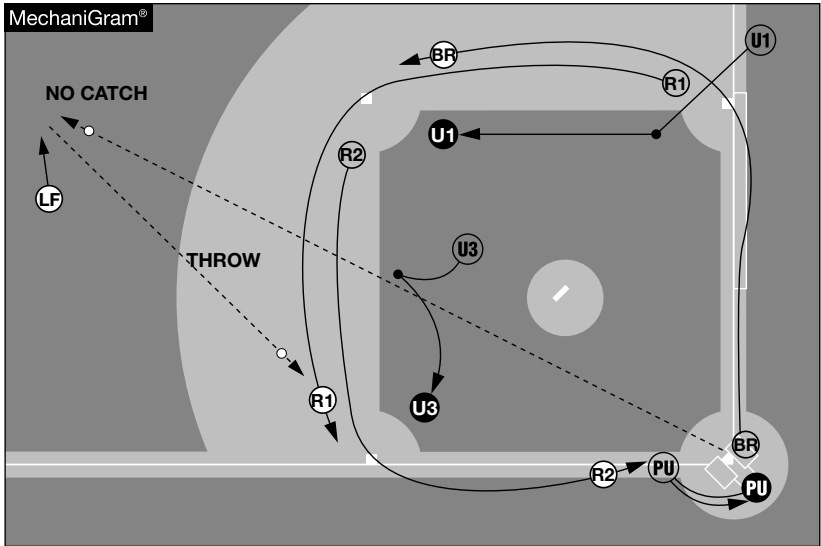
U1: Enters the infield and observes R1’s and R2’s tag up and has all plays at first and second base.

U3: Goes out on the deep fly ball to observe the catch/no catch.





Fly Ball to Left-Center Field: No Catch



Action on the field: Fly ball to left-center field, no catch; U3 does not go out; R2 advances toward the plate; R1 advances toward third base and draws a throw there; batter-runner advances toward second base

Umpire responsibilities:

PU: Observes R2's touch of third and moves into position for any plays at the plate. If the ball is caught and there were less than two outs at the start of the play, PU reads the runners and the ball and moves into a position for any play on R2 advancing to third base.

U1: Moves into the infield and observes the batter-runner's touch of first and second. U1 has all plays on the batter-runner at first and second base. If the ball is caught and R2 tags and advances toward third, U1 observes R1's tag up at first base and commits to the plate for any play there.

U3: Moves to the best position possible to view the catch/no catch. U3 has the touch and all plays of R1 at second and third and the batter-runner at third. If the ball is caught, U3 observes R2's tag up at second base then moves for any play at first or second base on R1 or second base on R2.



SECTION 8.9

Bases loaded

Initial Positions and Outfield Coverage

The coverage is the same as runners on first and second base (see 8.8.1).

U1 is in the "A" position. U3 is in the "C" position.

The initial responsibility of all catch or no catch of fly balls and line drives to the outfield belongs to U3. U1 retains coverage on all trouble balls (See 8.4C) from the center fielder coming straight in or straight back to right-field out of play. If U1 goes out, the crew reverts to the two-umpire system. If the ball is hit where the left fielder moves any distance toward the foul line, then PU has all catch/no-catch responsibility.

Infield Catch Coverage

The coverage is the same as with a runner on first base (see 8.7.2), with U3 in the "C" position.

PU has catches:

1. By the pitcher moving in, left or right.
2. By first baseman moving in.
3. By the third baseman moving in, back or toward the foul line.

U1 has catches:

1. By the first baseman directly at or immediately in front, moving out or toward the foul line.
2. By the second baseman moving back or toward first base.

U3 has catches:

1. By all fielders moving toward the middle of the field.
2. By the pitcher moving back.
3. By the third baseman directly at or immediately in front.
4. By the shortstop moving in all directions.
5. By the second baseman moving in.

Fair/Foul Coverage

The coverage is the same as with a runner on first base (see 8.7.3), with U3 in the "C" position.

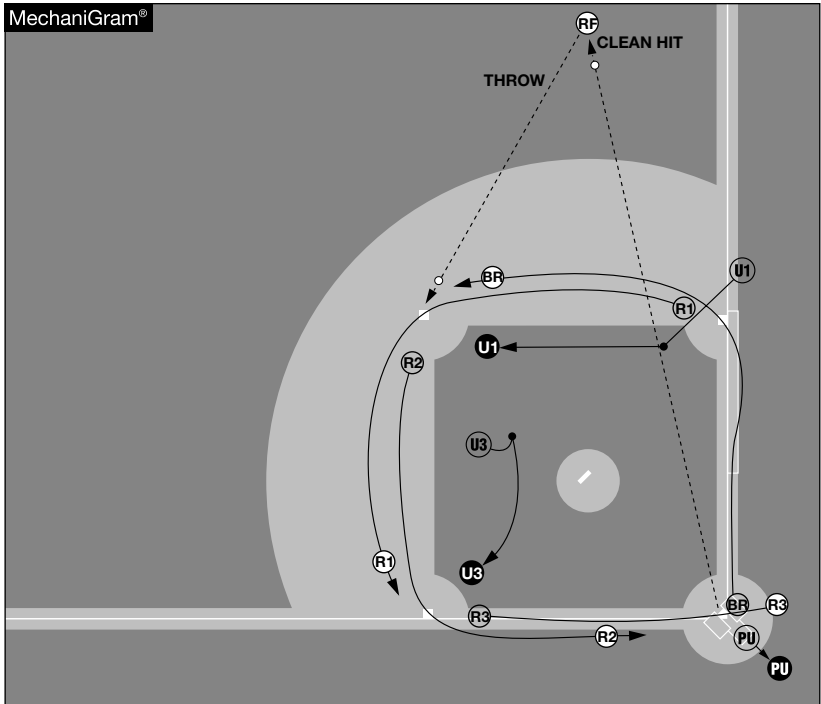
PU: Responsible for all balls on the third-base line and up to first base.

U1: Responsible for all balls that hit first base or go beyond first base.

U3: Has no foul line responsibility.



Clean Hit to Outfield



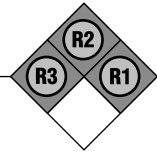
Action on the field: Clean hit to right field, U1 does not go out; R3 scores; R2 moves toward the plate; R1 moves toward third base; batter-runner moves toward second base and draws a throw there

Umpire responsibilities:

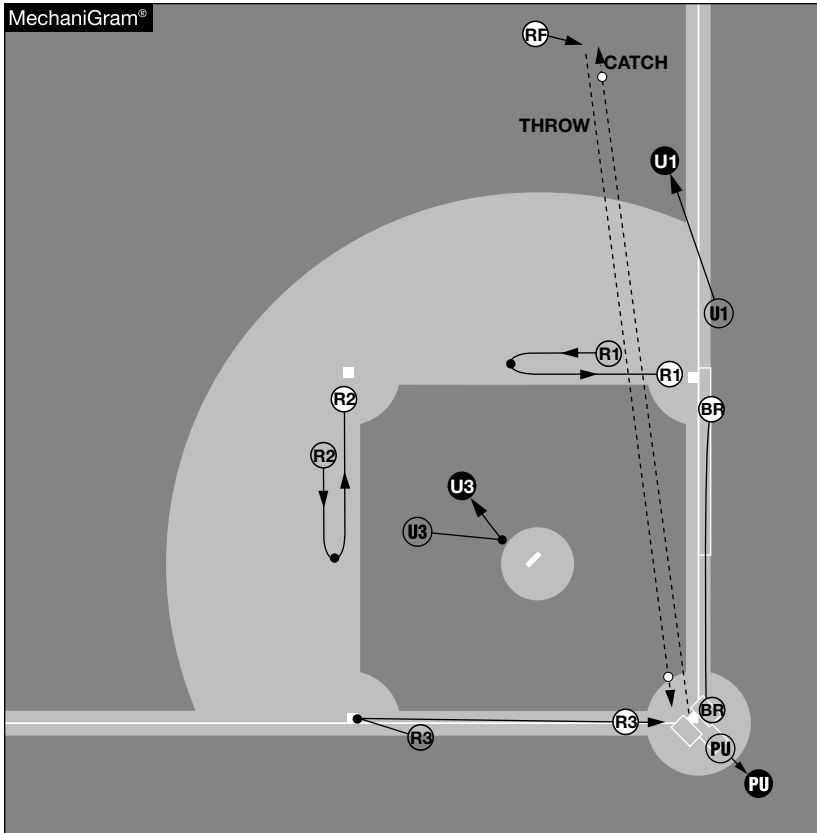
PU: Observes all touches at home and R2's touch of third. PU moves into position for any plays at the plate.

U1: Moves into the infield and observes the batter-runner's touch of first and second. U1 has all plays on the batter-runner at first and second base.

U3: Observes R1's touch of second and third and the batter-runner's touch of third. U3 has all plays on R1 at second and third, R2 at third and the batter-runner at third.



Fly Ball to Right Field: Catch, U1 Goes Out



Action on the field: Fly ball caught by the right fielder, U1 goes out; R3 tags and moves toward the plate, drawing a throw there; R2 and R1 stay near their bases

Umpire responsibilities:

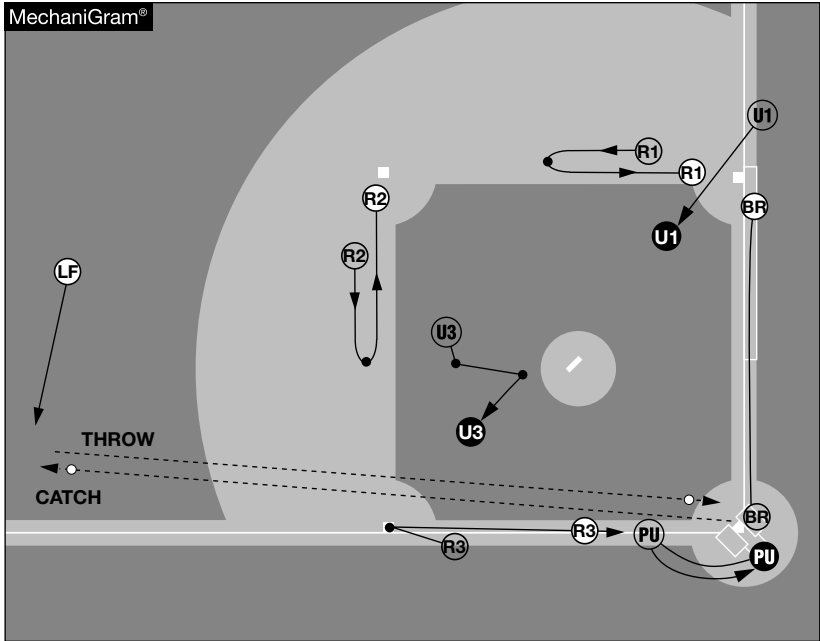
PU: Moves to a position to view R3's tag up at third base. PU then returns to the plate for any play there.

U1: Moves to the best position possible to view the catch/no catch.

U3: Retreats and observes potential tag ups at first and second base. U3 reads the runners and moves into a position for all plays on the bases.



Fly Ball Down the Left-Field Line: Catch



Action on the field: Fly ball caught by the left fielder; R3 tags up and moves toward the plate, drawing a throw there; R2 and R1 stay near their bases

Umpire responsibilities:

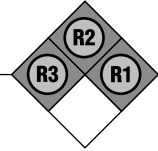
PU: Moves to the best position possible to view the fair/foul and catch/no catch. PU must also view R3's tag up at third base. PU returns home for any play there.

U1: Moves into the infield and observes R1's potential tag up at first base and has any secondary play at second base. If the ball is not caught, U1 has all plays on the batter-runner at first and second base.

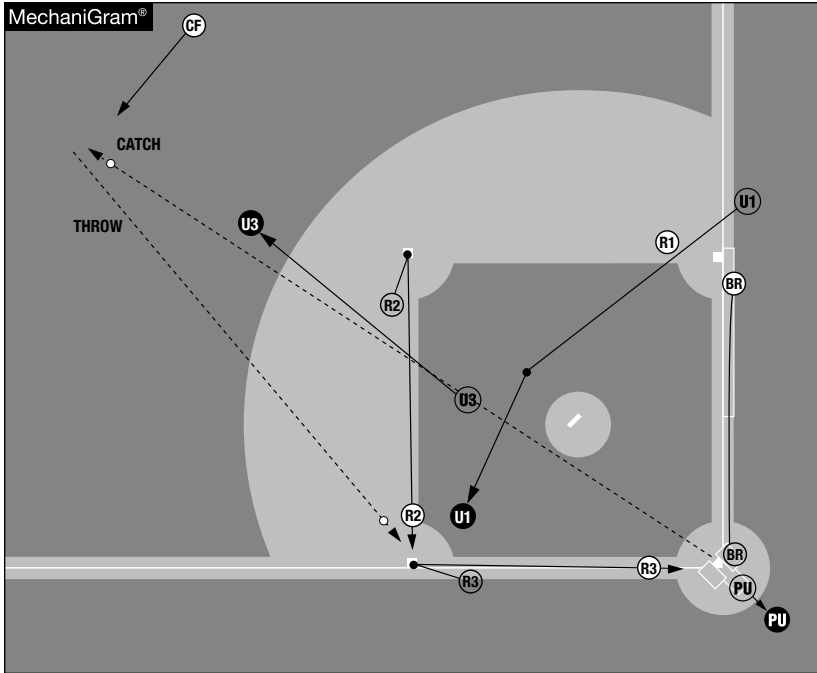
U3: Retreats and observes R2's potential tag up. U3 moves into position for any initial plays at second or all plays at third base. If the ball is not caught, U3 observes the base touches at second and third base and has all plays on R1 at second and third, R2 at third and the batter-runner at third.



8.9.4 BASES LOADED



Fly Ball to Left-Center Field: Catch, U3 Goes Out



Action on the field: Deep fly ball to left-center field, caught by the center fielder; U3 goes out; R3 tags up and advances toward the plate; R2 tags up and advances toward third base, drawing a throw there; R1 remains near first base

Umpire responsibilities:

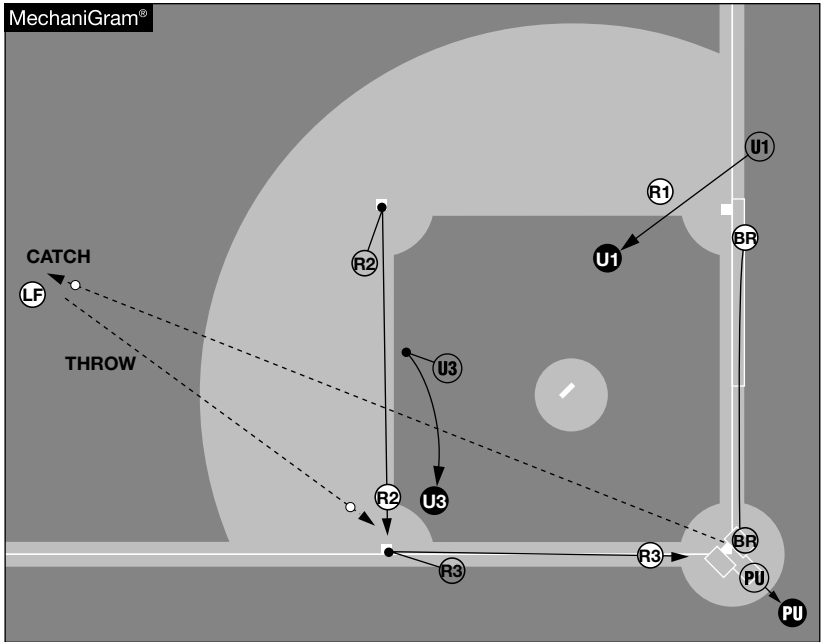
PU: Moves into position to view R3's tag up at third base. PU returns home for any play there. If the ball is not caught, PU has all touches at third base except the batter-runner.

U1: Enters the infield immediately and observes R1's and R2's tag up. U1 has all plays on the bases. If the ball is not caught, U1 has all touches at first and second, the batter-runner's touch at third and all plays on the bases.

U3: Moves to the outfield to view the catch/no catch.



Fly Ball to Left-Center Field: Catch



Action on the field: Fly ball to left-center field caught by the left fielder; R3 tags up and advances toward the plate; R2 tags up and advances toward third base, drawing a throw there; R1 remains near first base

Umpire responsibilities:

PU: Moves into position to view R3's tag up at third base. PU returns home for any play there.

U1: Moves into the infield and observes R1's potential tag up and has any secondary play on R1 at second base. U1 would have all plays on the batter-runner at first and second if the ball is not caught.

U3: Moves to the best position possible to view the catch and tag up of R2. U3 moves for any plays at second or third base. If the ball is not caught, U3 observes the base touches at second and third base and has all plays on R1 at second and third, R2 at third and the batter-runner at third.



SECTION 8.10

Runners on first and third

Initial Positions and Outfield Coverage

The coverage is the same as with runners on first and second bases (see 8.8.1).

U1 is in the “A” position. U3 is in the “C” position.

The initial responsibility of all catch or no catch of fly balls and line drives to the outfield belongs to U3. U1 retains coverage on all trouble balls (See 8.4C) from the center fielder coming straight in or straight back to the right-field out of play. If U1 goes out, the crew reverts to the two-umpire system. If the ball is hit where the left fielder moves any distance toward the foul line, then PU has all catch/no-catch responsibility.

Infield Catch Coverage

The coverage is the same as with a runner on first base (see 8.7.2), with U3 in the “C” position.

PU has catches:

1. By the pitcher moving in, left or right.
2. By first baseman moving in.
3. By the third baseman moving in, back or toward the foul line.

U1 has catches:

1. By the first baseman directly at or immediately in front, moving out or toward the foul line.
2. By the second baseman moving back or toward first base.

U3 has catches:

1. By all fielders moving toward the middle of the field.
2. By the pitcher moving back.
3. By the third baseman directly at or immediately in front.
4. By the shortstop moving in all directions.
5. By the second baseman moving in.

Fair/Foul Coverage

The coverage is the same as with a runner on first base (see 8.7.3), with U3 in the “C” position.

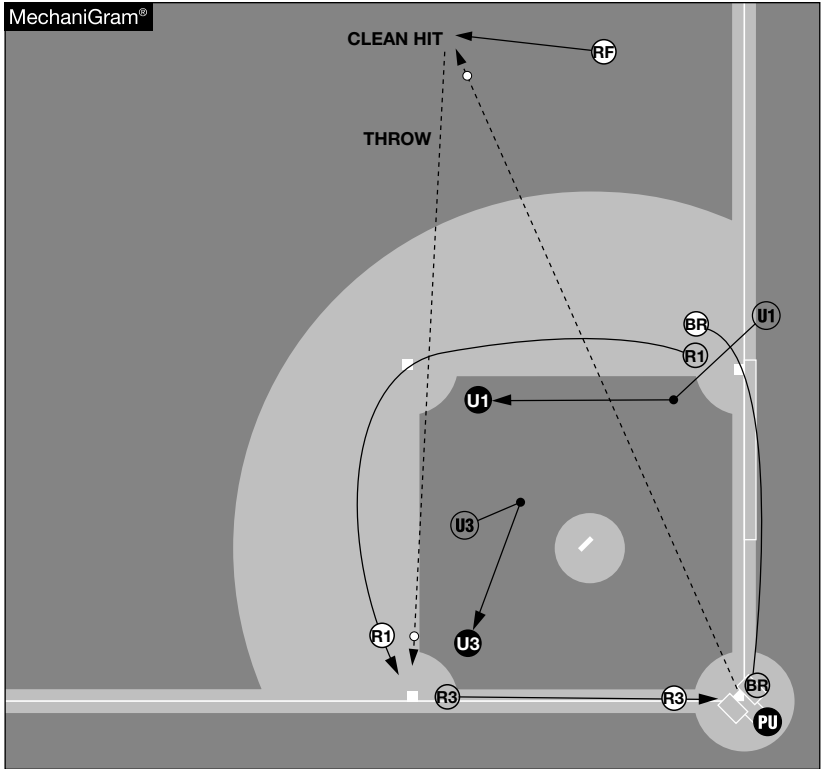
PU: Has responsibility for all balls on the third-base line and up to first base.

U1: Has responsibility for all balls that hit first base or go beyond first base.

U3: Has no foul line responsibility.



Clean Hit to Outfield



Action on the field: Clean hit to right field, no catch; R3 advances toward the plate; R1 advances toward third base and draws a throw there; batter-runner rounds first base

Umpire responsibilities:

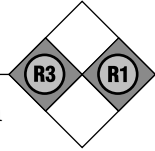
PU: Stays home, observes the plate touch of all runners. PU moves to a position to rule on all plays at the plate.

U1: Moves into the infield and observes the batter-runner's base touch at first and has all plays on the batter-runner at first and second base.

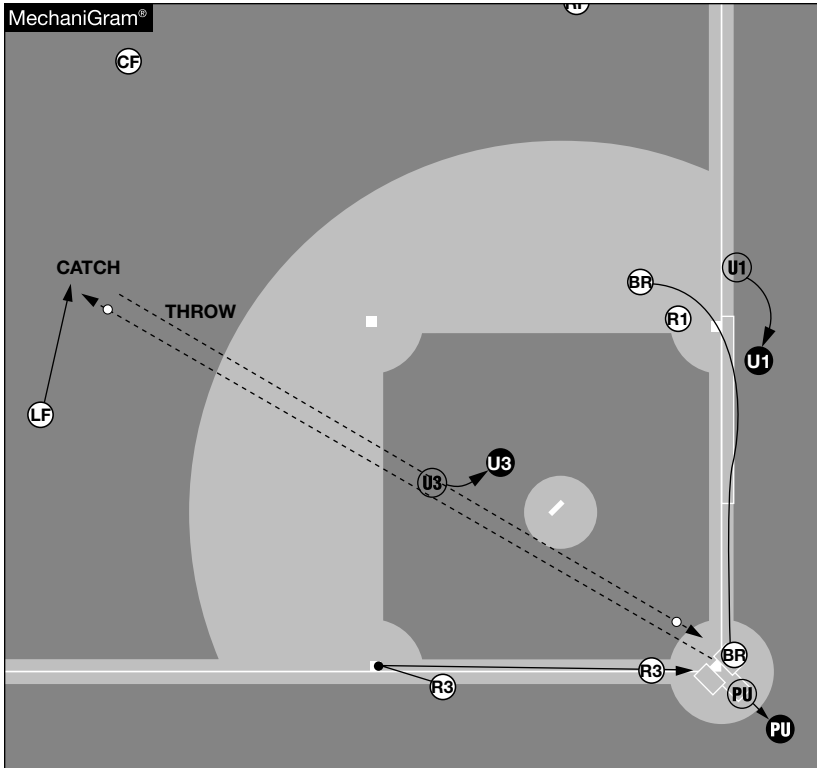
U3: Observes the base touches of R1 at second and third base and has all plays on R1 at second and third, plus the batter-runner at third base.



8.10.2 RUNNERS ON FIRST AND THIRD



Fly Ball to Left-Center Field: Catch



Action on the field: Fly ball to left-center field caught by the left fielder; R3 tags up and advances toward the plate, drawing a throw there; R1 remains near first base

Umpire responsibilities:

PU: Moves to a position to observe R3's tag up at third base. PU returns home for any play on R3 there.

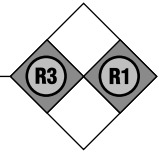
U1: Observes R1 and the batter-runner near first base.

U3: Moves to the best position possible to view the catch/no catch.

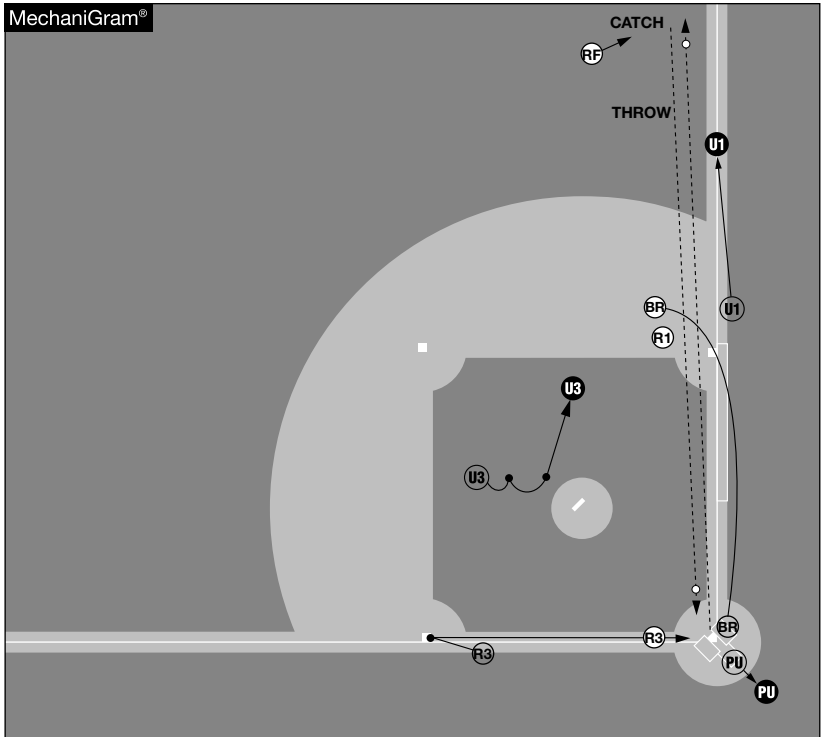




8.10.3 RUNNERS ON FIRST AND THIRD



Fly Ball Down the Right-Field Line: Catch



Action on the field: Fly ball caught by the right fielder; U1 goes out; R3 tags up and advances toward the plate, drawing a throw there; R1 stays near first base

Umpire responsibilities:

PU: Moves to a position to view R3's tag up at third base. PU returns to the plate for any play on R3.

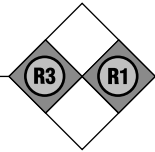
U1: Moves to the best position possible to view the fair/foul and catch/no catch.

U3: Retreats and observes R1's potential tag up. U3 moves into position for all plays on the bases. If the ball is not caught, U3 has all plays on the bases.

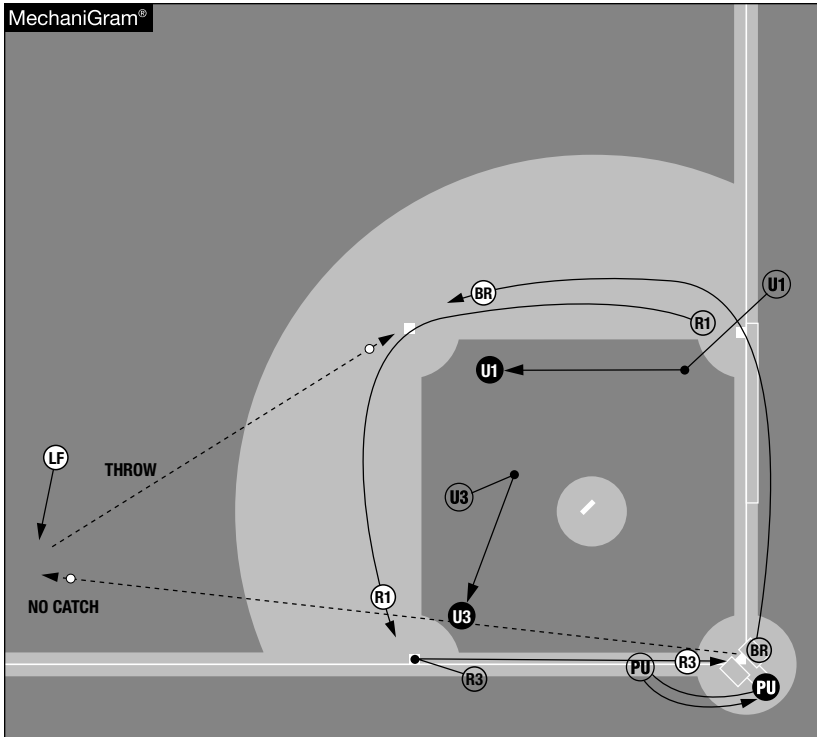




8.10.4 RUNNERS ON FIRST AND THIRD



Fly Ball Down Left-Field Line: No Catch



Action on the field: Fly ball to left field, no catch; R3 advances toward the plate; R1 advances toward third base; the batter-runner advances toward second base, drawing a throw there

Umpire responsibilities:

PU: Moves to the best position possible to view the fair/foul and catch/no catch. Returns home, observes the plate touch of all runners. PU moves to a position to rule on all plays at the plate.

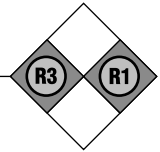
U1: Moves into the infield and observes the batter-runner's base touch at first and has all plays on the batter-runner at first and second base.

U3: Observes the base touches of R1 at second and third base and has all plays on R1 at second and third, plus the batter-runner at third base.

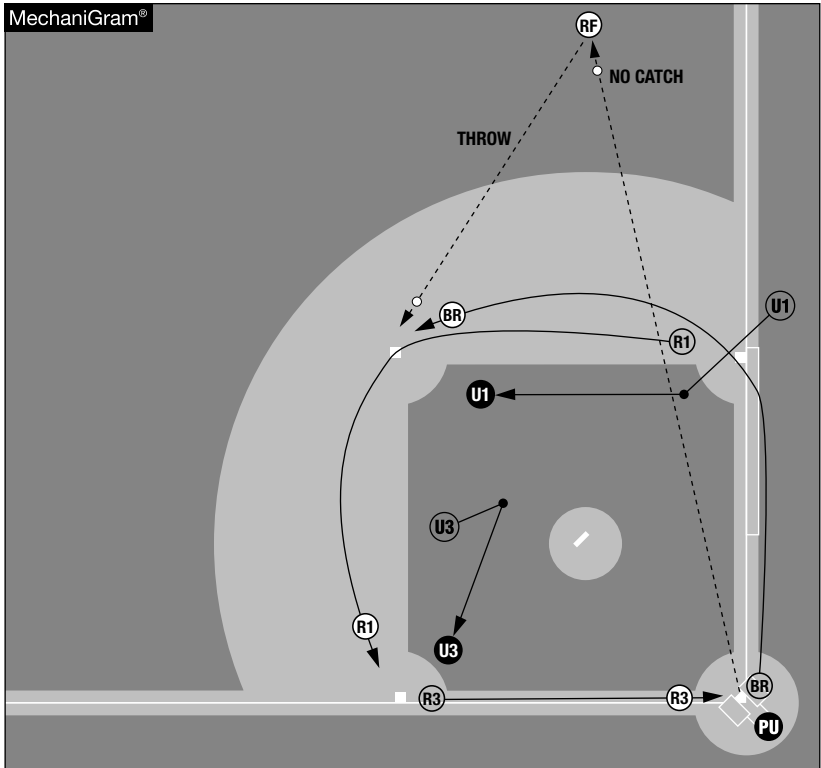




8.10.5 RUNNERS ON FIRST AND THIRD



Routine Fly Ball to Right Field: 2 Out



Action on the field: Routine fly ball to right field, two out, no catch; R3 advances toward the plate; R1 advances toward third base; the batter-runner advances toward second base, drawing a throw there

Umpire responsibilities:

PU: Stays home, observes the plate touch of all runners. PU moves to a position to rule on all plays at the plate.

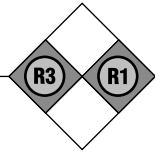
U1: Has catch/no catch responsibility. Moves into the infield and observes the batter-runner's base touch at first and has all plays on the batter-runner at first and second base.

U3: Observes the base touches of R1 at second and third base and has all plays on R1 at second and third, plus the batter-runner at third base.

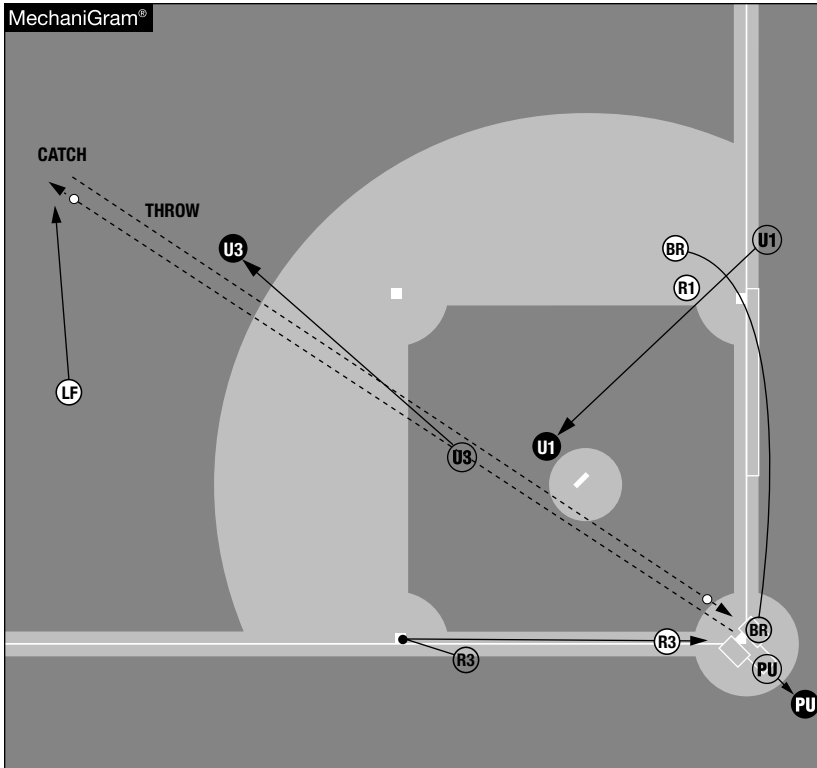




8.10.6 RUNNERS ON FIRST AND THIRD



Fly Ball to Left-Center Field: Catch, U3 Goes Out



Action on the field: Deep fly ball caught by the left fielder in left-center field; U3 goes out; R3 tags up and advances toward the plate, drawing a throw there; R1 remains near first base

Umpire responsibilities:

PU: Moves into position to observe R3's tag up at third base. PU returns home for any play on R3.

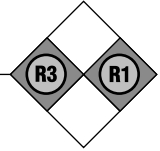
U1: Enters the infield immediately and has all plays on the bases.

U3: Moves to the outfield to view the catch/no catch.

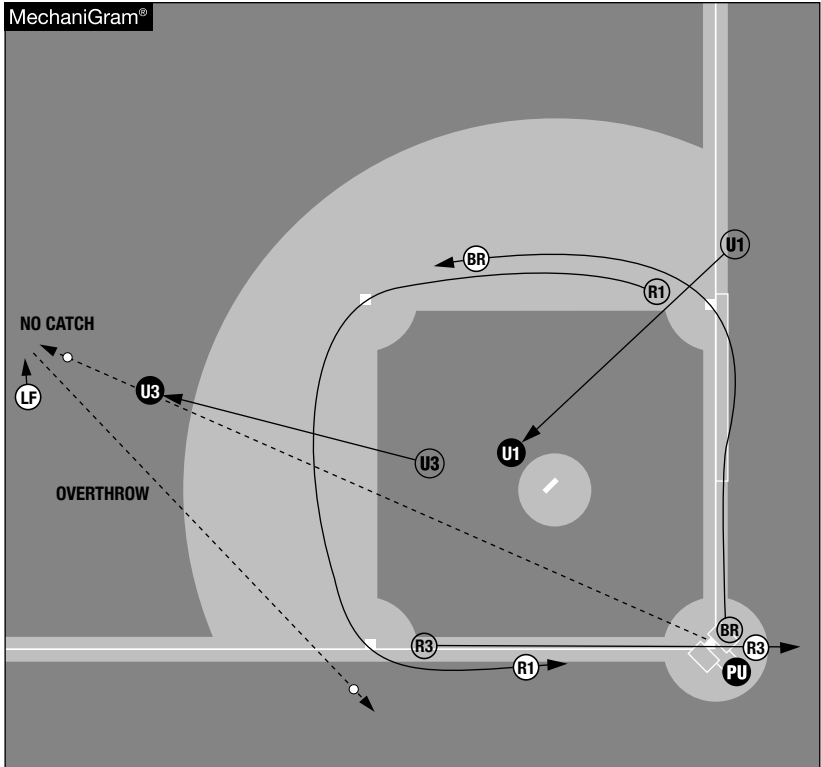




8.10.7 RUNNERS ON FIRST AND THIRD



Fly Ball to Left-Center Field: No Catch, U3 Goes Out



Action on the field: Deep fly ball to left-center field, no catch; U3 goes out; R3 advances toward the plate; R1 advances toward third base and draws an overthrow there and R1 then advances toward the plate; the batter-runner advances toward second base

Umpire responsibilities:

PU: Stays home, observes the plate touch of all runners. PU moves to a position to rule on all plays at the plate.

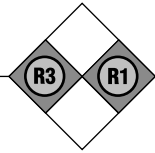
U1: Has all plays at first, second and third base on all runners.

U3: Moves to the outfield to view the catch/no catch.

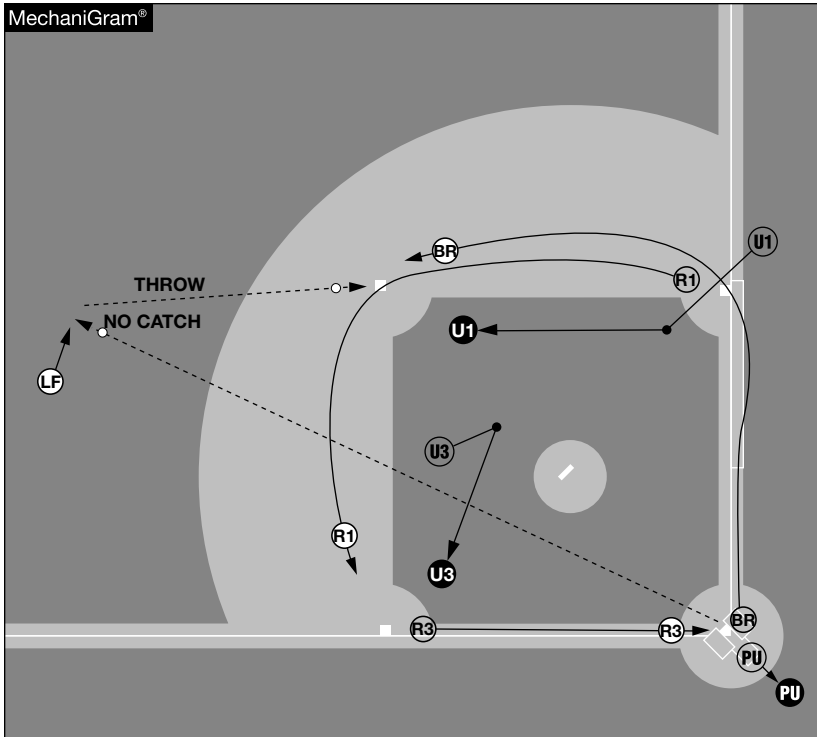




8.10.8 RUNNERS ON FIRST AND THIRD



Fly Ball to Left-Center Field: No Catch



Action on the field: Fly ball to left-center field, no catch; R3 advances toward the plate; R1 advances toward third base; the batter-runner advances toward second base, drawing a throw there

Umpire responsibilities:

PU: Lines up the tag of R3 at third base until he is certain the ball will not be caught or R3 will not tag up. PU moves to a position to rule on all plays at the plate.

U1: Moves into the infield and observes the batter-runner's base touch at first and has all plays on the batter-runner at first and second base.

U3: Observes the base touches of R1 at second and third base and has all plays on R1 at second and third, plus the batter-runner at third base.





SECTION 8.11

Runner on second

Initial Positions and Outfield Coverage

With less than two outs, U1 is in the “Deep B” position and U3 is in the “D” position. The initial responsibility of all catch or no catch of fly balls and line drives to the outfield belongs to U1. U3 retains coverage on all trouble balls (See 8.4) from the center fielder coming straight in or straight back to the left-field out of play. If the ball is hit where the right fielder moves any distance toward the foul line, then PU has all catch/no-catch responsibility.

With two outs, U1 is in the “A” position and U3 is in the “C” position. The initial responsibility of all catch or no catch of fly balls and line drives to the outfield belongs to U3. U1 retains coverage on all trouble balls (See 8.4C) from the center fielder coming straight in or straight back to the right-field out of play. If the ball is hit where the left fielder moves any distance toward the foul line, then PU has all catch/no-catch responsibility.

Infield Catch Coverage

PU has catches:

1. By the pitcher moving in, left or right.
2. By the first baseman moving in, back or toward the foul line.
3. By the third baseman moving in.

U1 has catches:

1. By all fielders moving toward the middle of the field.
2. By the pitcher moving back.
3. By the first baseman directly at or immediately in front.
4. By the second baseman moving in all directions.
5. By the shortstop moving in.

U3 has catches:

1. By the third baseman directly at or immediately in front, moving back or toward the foul line.
2. By the shortstop moving back or toward third base.

With two outs, the infield catch responsibility is changed since the umpires have switched positions. For the proper coverage, see 8.7.2.

Fair/Foul Coverage

PU: Has responsibility for all balls on the first-base line and up to third base.

U1: Has no fair-foul responsibility.

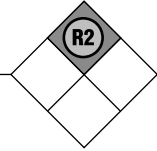
U3: Has responsibility for all balls that hit third base or go beyond third base.

With two outs, the fair/foul responsibility is changed since the umpires have switched positions. For the proper responsibilities, see 8.7.3.

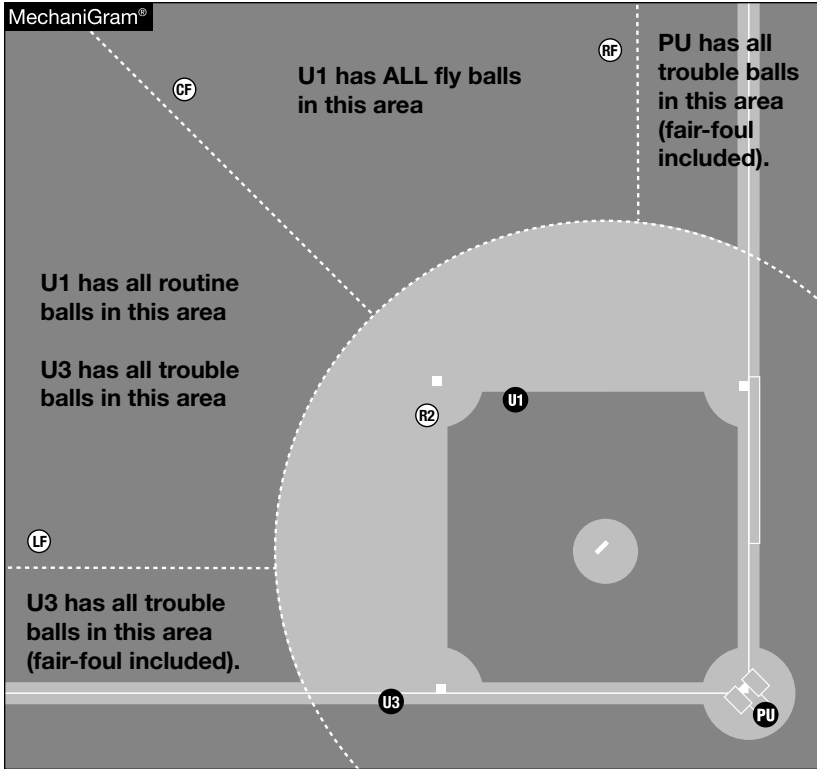




8.11.1 RUNNER ON SECOND LESS THAN TWO OUTS



Initial Positions and Outfield Coverage



Action on the field: Less than two outs.

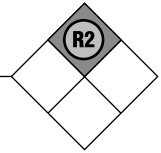
Initial Positions and Outfield Coverage

With less than two outs, U1 is in the “Deep B” position and U3 is in the “D” position. The initial responsibility of all catch or no catch of fly balls and line drives to the outfield belongs to U1. U3 retains coverage on all trouble balls (See 8.4C) from the center fielder coming straight in or straight back to the left-field out of play. If the ball is hit where the right fielder moves any distance toward the foul line, then PU has all catch/no-catch responsibility.

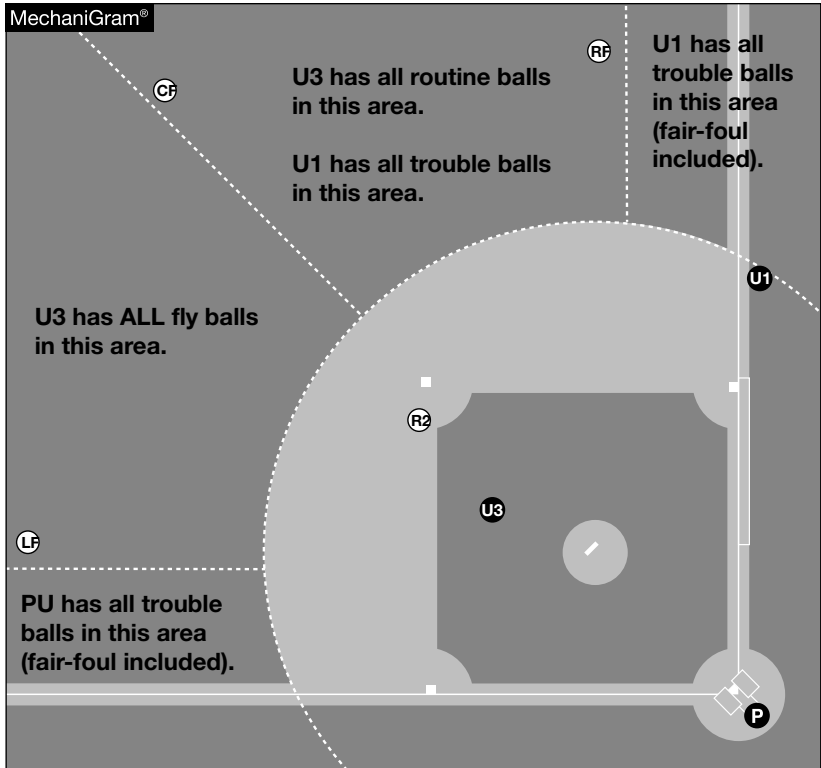




8.11.2 RUNNER ON SECOND TWO OUTS ONLY



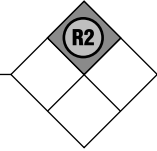
Initial Positions and Outfield Coverage



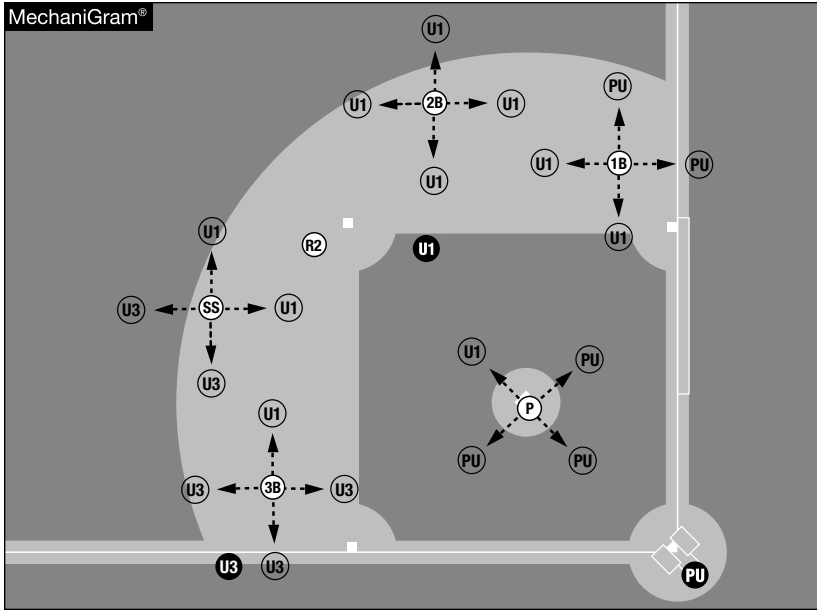
Action on the field: No action. Two outs.

Initial Positions and Outfield Coverage

With two outs, U1 is in the "A" position and U3 is in the "C" position. The initial responsibility of all catch or no catch of fly balls and line drives to the outfield belongs to U3. U1 retains coverage on all trouble balls (See 8.4C) from the center fielder coming straight in or straight back to the right-field out of play. If the ball is hit where the left fielder moves any distance toward the foul line, then PU has all catch/no-catch responsibility.



Infield Catch Coverage



Action on the field: No action

Umpire responsibilities:

PU has catches:

1. By the pitcher moving in, left or right.
2. By the first baseman moving in, back or toward the foul line.
3. By the third baseman moving in.

U1 has catches:

1. By all fielders moving toward the middle of the field.
2. By the pitcher moving back.
3. By the first baseman directly at or immediately in front.
3. By the second baseman moving in all directions.
4. By the shortstop moving in.

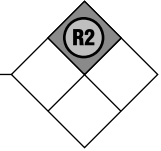
U3 has catches:

1. By the third baseman directly at or immediately in front, moving back or toward the foul line.
2. By the shortstop moving back or toward third base.

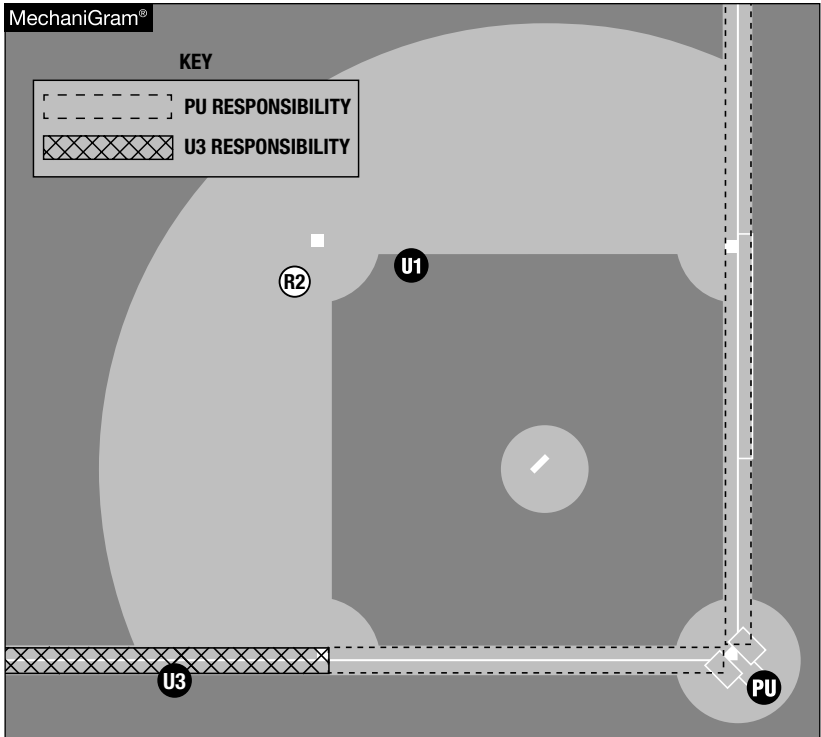
With two outs, the infield catch responsibility is changed since the umpires have switched positions. For the proper coverage, see 8.6.2.



8.11.4 RUNNER ON SECOND



Fair/Foul Coverage



Action on the field: No action

Umpire responsibilities:

PU: Has responsibility for all balls along the first-base line and up to third base.

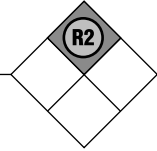
U1: Has no foul line responsibility.

U3: Has responsibility for all balls that hit third base or that go beyond third base.

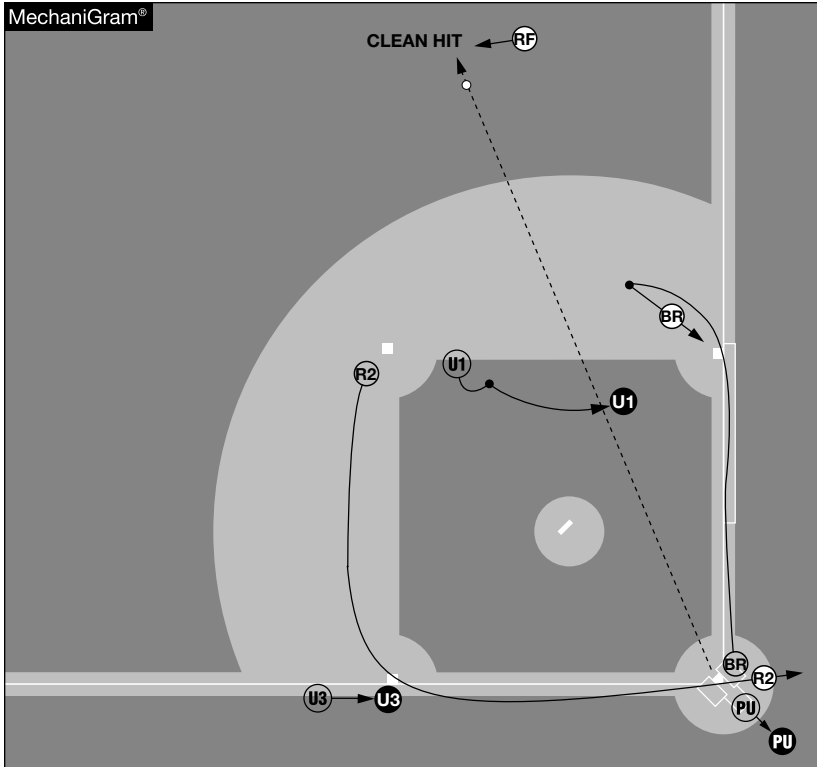
With two outs, the fair/foul responsibility is changed since the umpires have switched positions. For the proper responsibilities, see 8.7.3.



8.11.5 RUNNER ON SECOND LESS THAN TWO OUTS



Clean Hit to Outfield



Action on the field: Clean hit to right field; R2 advances toward the plate; the batter-runner rounds first base

Umpire responsibilities:

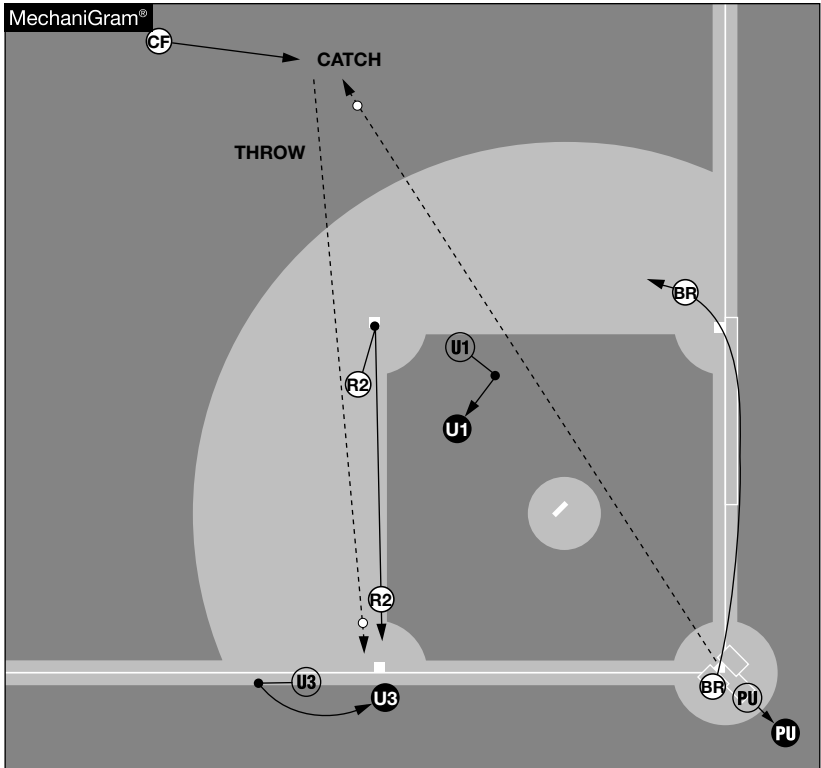
PU: Observes the plate touch of all runners and moves to a position to rule on all plays at the plate.

U1: Observes the batter-runner's base touch at first and has all plays at first and second base.

U3: Observes the base touches and has all plays at third base.



Fly Ball to Center Field: Catch



Action on the field: Fly ball to center field caught by the center fielder; R2 tags up and advances toward third base, drawing a throw there

Umpire responsibilities:

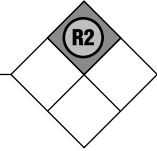
PU: Observes the touch of first base and has all plays at home.

U1: Moves to the best position possible to view the catch/no catch. If the ball is not caught, U1 observes base touches at first and second and has all plays at those bases.

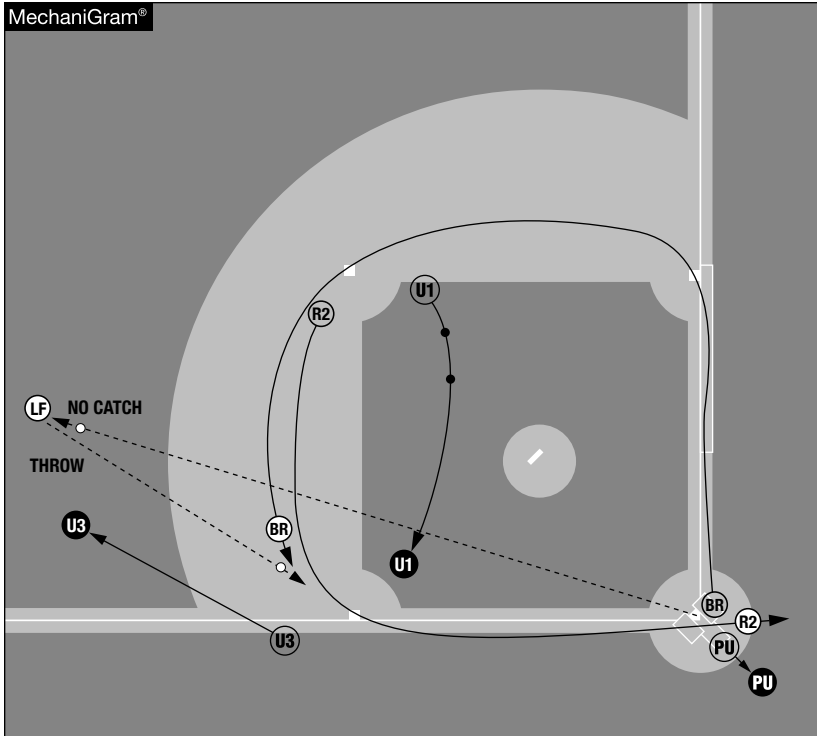
U3: Moves into position for the tag up of R2 at second and any play at third base. If the ball is not caught, U3 observes base touches at third base and moves into position for all plays at third base.



8.11.7 RUNNER ON SECOND LESS THAN TWO OUTS



Fly Ball to Left Field: No Catch, U3 Goes Out



Action on the field: Fly ball to left field, no catch; U3 goes out; R2 advances toward the plate; the batter-runner advances toward third base and draws a throw there

Umpire responsibilities:

PU: Remains at the plate for all plays there and has the base touch of R2 at third and all base touches at the plate.

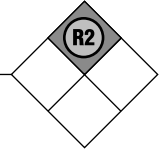
U1: Observes the batter-runner touch first base and moves into position for all plays on R2 and the batter-runner on the bases. If the ball is caught, U1 observes R2's potential tag up and has all plays at second and third base.

U3: Moves to the best position possible to view the catch/no catch.

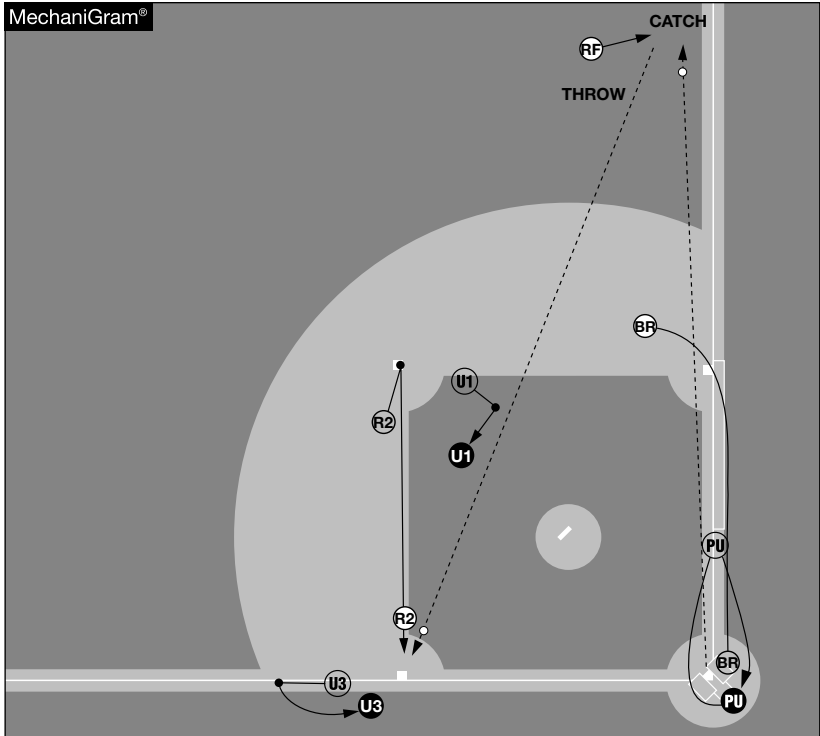




8.11.8 RUNNER ON SECOND LESS THAN TWO OUTS



Fly Ball Down the Right-Field Line: Catch



Action on the field: Fly ball caught by the right fielder; R2 tags up and advances toward third base, drawing a throw there

Umpire responsibilities:

PU: Moves to the best position possible to view the fair/foul and catch/no catch. PU returns to the plate area.

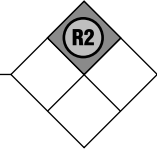
U1: Retreats and observes R2's tag up. If the ball is not caught, U1 observes base touches at first and second base and has all plays at those bases.

U3: Moves into position for any play at third base on R2. If the ball is not caught, U3 observes base touches at third base and moves into position for all plays at third base.

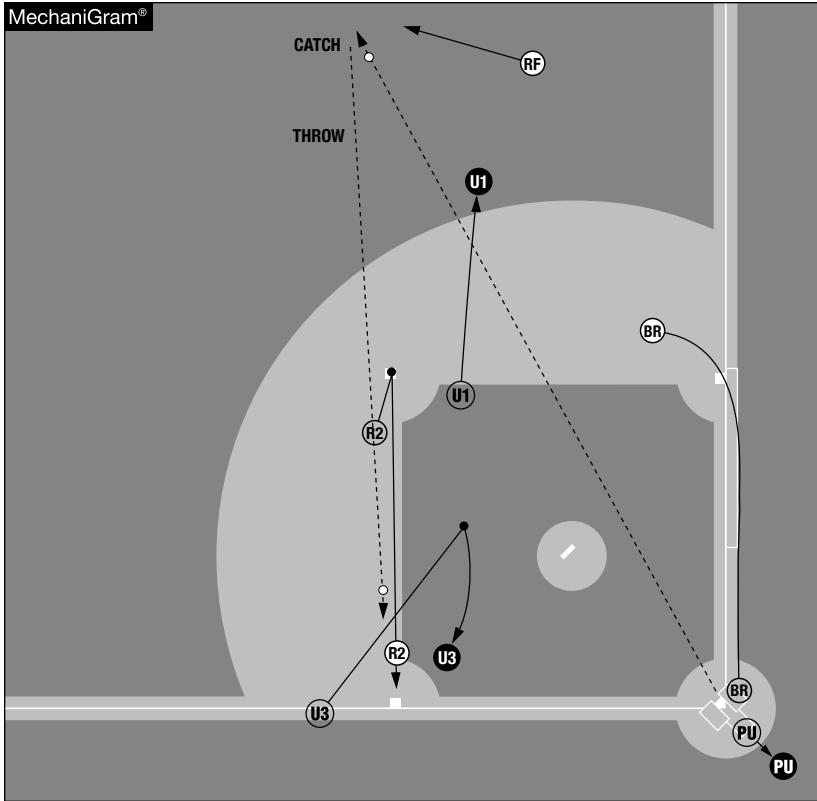




8.11.9 RUNNER ON SECOND
LESS THAN TWO OUTS



**Fly Ball to Right-Center Field:
Catch: U1 Goes Out**



Action on the field: Deep fly ball to right-center field caught by the right fielder; U1 goes out; R2 tags up and advances toward third base, drawing a throw there

Umpire responsibilities:

PU: Remains near the plate.

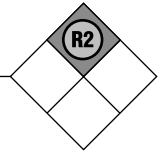
U1: Moves to the outfield to view the catch/no catch.

U3: Enters the infield immediately and lines up R2's tag. U3 then moves into position for any play at second or third base on R2.

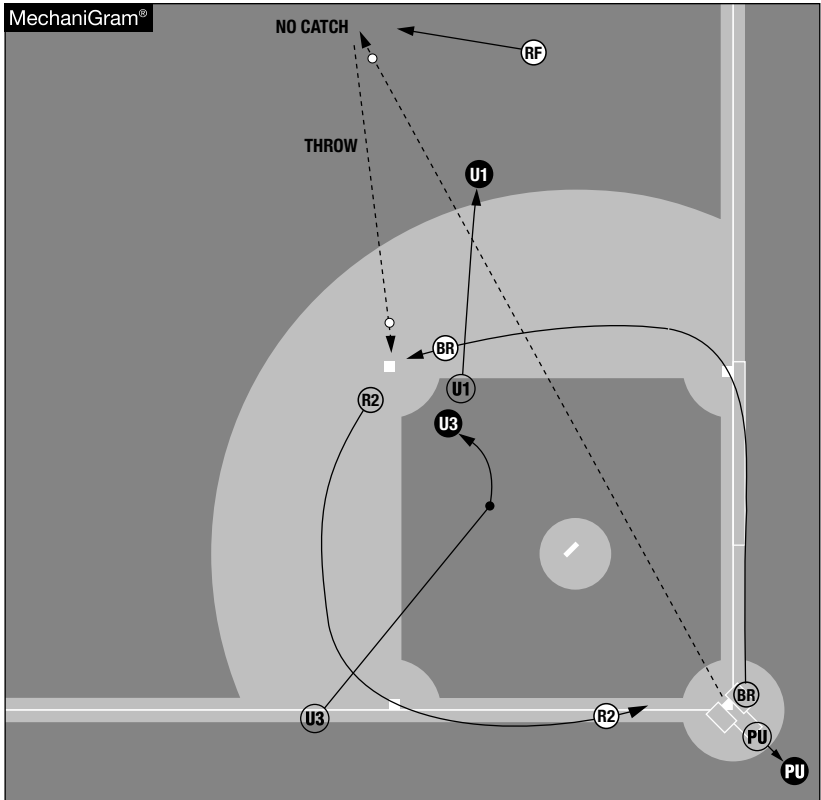




8.11.10 RUNNER ON SECOND
LESS THAN TWO OUTS



**Fly Ball to Right-Center Field:
No Catch: U1 Goes Out**



Action on the field: Deep fly ball to right-center field, no catch; U1 goes out; R2 advances toward the plate; the batter-runner advances toward second base and draws a throw there

Umpire responsibilities:

PU: Remains at the plate and has all plays there and is responsible for R2's touch of third.

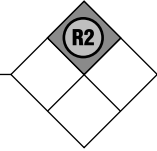
U1: Moves to the outfield and rules on the catch/no catch.

U3: Enters the infield immediately and observes all other base touches and has all plays on the bases.

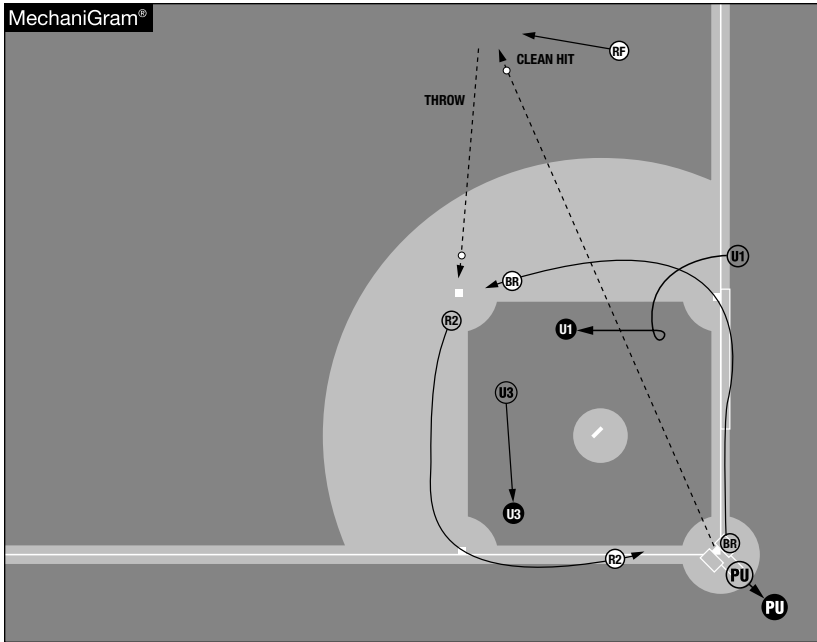




8.11.11 RUNNER ON SECOND TWO OUTS ONLY



Clean Hit to the Outfield



Action on the field: With two outs, a clean hit to right field. R2 advances toward home. BR advances toward second base.

Umpire responsibilities

PU: Stays home, observes the plate touch of all runners. PU moves to a position to rule on all plays at the plate.

U1: Observes BR touching first base. There is no rotation on this play. By conference adoption, U1 can reverse rotate and take the batter-runner into second base.

U3: Responsible for any play at third base.

Point of Emphasis

It is important for U3, as soon as it's clear it's a base hit, to immediately slide towards third base. This will allow U1 to take the batter-runner to second base and eliminate any confusion on who is taking the play at second base. If a play develops at third on the batter-runner, it is recommended that U3 slide to the outside of the diamond and take the play at third on the batter-runner in foul territory.





SECTION 8.12

Runners on second and third

Initial Positions and Outfield Coverage

With less than two outs, U1 is in the “Deep B” position and U3 is in the “D” position. The initial responsibility of all catch or no catch of fly balls and line drives to the outfield belongs to U1. U3 retains coverage on all trouble balls (See 8.4C) from the center fielder coming straight in or straight back to the left-field out of play. If the ball is hit where the right fielder moves any distance toward the foul line, then PU has all catch/no-catch responsibility.

With two outs, U1 is in the “A” position and U3 is in the “C” position. The initial responsibility of all catch or no catch of fly balls and line drives to the outfield belongs to U3. U1 retains coverage on all trouble balls (See 8.4C) from the center fielder coming straight in or straight back to the right-field out of play. If the ball is hit where the left fielder moves any distance toward the foul line, then PU has all catch/no-catch responsibility.

Infield Catch Coverage

The coverage is the same as a runner on second, with U1 in the “Deep B” position (see 8.11.3).

PU has catches:

1. By the pitcher moving in, left or right.
2. By the first baseman moving in, back or toward the foul line.
3. By the third baseman moving in.

U1 has catches:

1. By all fielders moving toward the middle of the field.
2. By the pitcher moving back.
3. By the first baseman directly at or immediately in front.
3. By the second baseman moving in all directions.
4. By the shortstop moving in.

U3 has catches:

1. By the third baseman directly at or immediately in front, moving back or toward the foul line.
2. By the shortstop moving back or toward third base.

Note: With two outs, the infield catch responsibility is changed since the umpires have switched positions. For the proper coverage, see 8.7.2.

Fair/Foul Coverage

The coverage is the same as a runner on second, with U1 in the “Deep B” position (see 8.11.4).

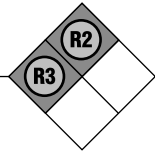
PU: Has responsibility for all balls along the first-base line and up to third base.

U1: Has no foul line responsibility.

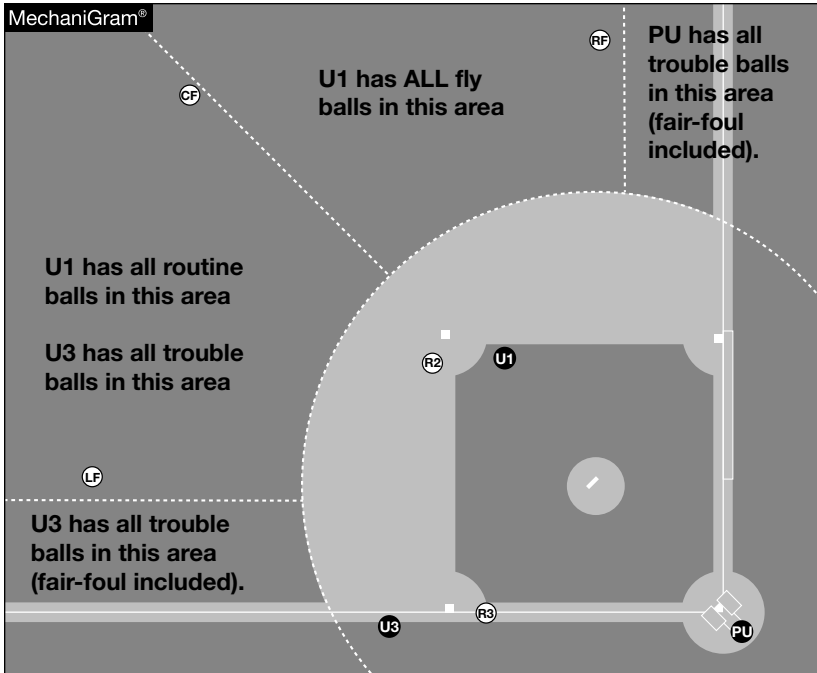
U3: Has responsibility for all balls that hit third base or that go beyond third base.

Note: With two outs, the fair/foul responsibility is changed since the umpires have switched positions. For the proper responsibilities, see 8.7.3.





Initial Positions and Outfield Coverage



Action on the field: No action. Less than two outs.

Initial Positions and Outfield Coverage

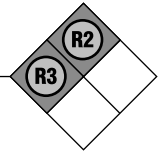
With less than two outs, as shown in the graphic above, U1 is in the “Deep B” position and U3 is in the “D” position. The initial responsibility of all catch or no catch of fly balls and line drives to the outfield belongs to U1. U3 retains coverage on all trouble balls (See 8.4C) from the center fielder coming straight in or straight back to the left-field out of play. If the ball is hit where the right fielder moves any distance toward the foul line, then PU has all catch/no-catch responsibility.

With two outs, U1 is in the “A” position and U3 is in the “C” position (See 8.11.2). The initial responsibility of all catch or no catch of fly balls and line drives to the outfield belongs to U3. U1 retains coverage on all trouble balls (See 8.4C) from the center fielder coming straight in or straight back to the right-fielder out of play. If the ball is hit where the left fielder moves any distance toward the foul line, then PU has all catch/no-catch responsibility.

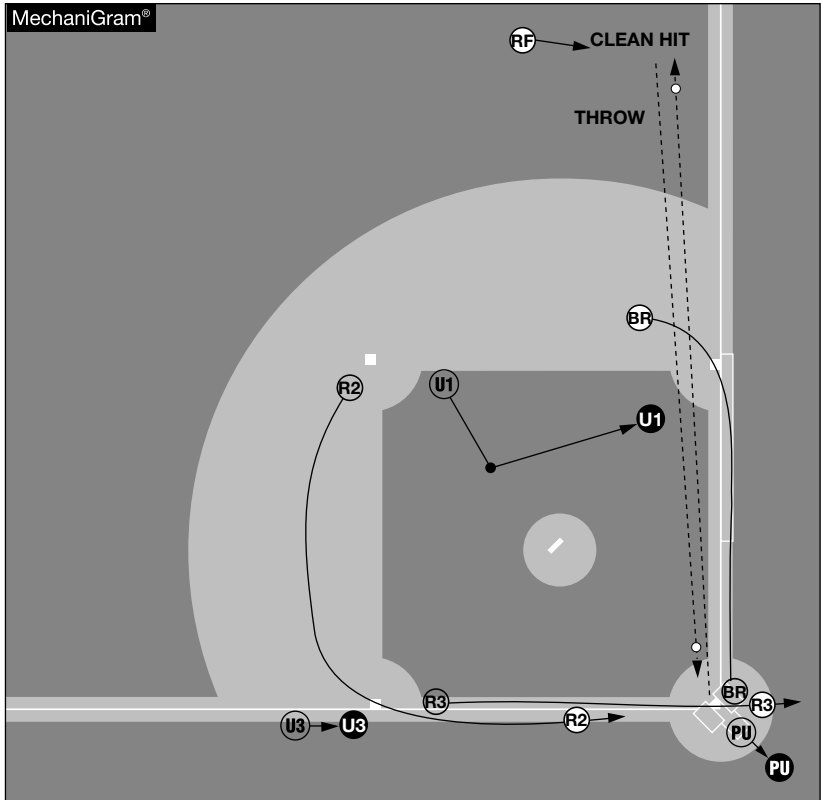




8.12.2 RUNNERS ON SECOND AND THIRD
LESS THAN TWO OUTS



Clean Hit to Outfield



Action on the field: Clean hit to right field; R3 advances toward the plate; R2 advances toward the plate, drawing a throw there; the batter-runner rounds first base

Umpire responsibilities:

PU: Observes the plate touch of all runners and moves to a position to rule on all plays at the plate.

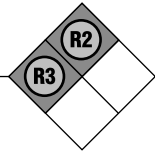
U1: Observes base touches and has all plays at first and second base.

U3: Observes the base touches and has all plays at third base.

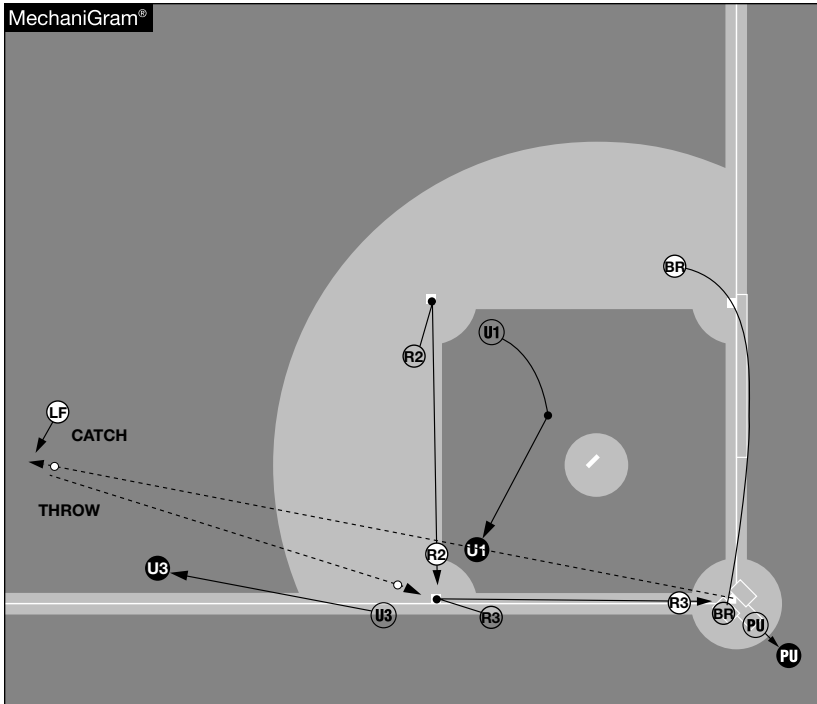




8.12.3 RUNNERS ON SECOND AND THIRD
LESS THAN TWO OUTS



**Fly Ball to Left Field: Catch:
U3 Goes Out**



Action on the field: Fly ball caught by the left fielder; U3 goes out; R3 tags up and advances toward the plate; R2 tags up and advances toward third base

Umpire responsibilities:

PU: Moves into position to observe R3's tag up at third base. PU returns to the plate for all plays there. If the ball is not caught, PU returns to the plate for all plays there and has the base touch for R2 at third and all base touches at the plate.

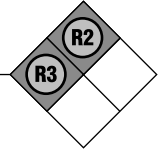
U1: Moves into position to observe tag up of R2. U1 moves into position for all plays on the bases. If the ball is not caught, U1 observes the base touches of the batter-runner.

U3: Moves to the best position possible to view the catch/no catch.

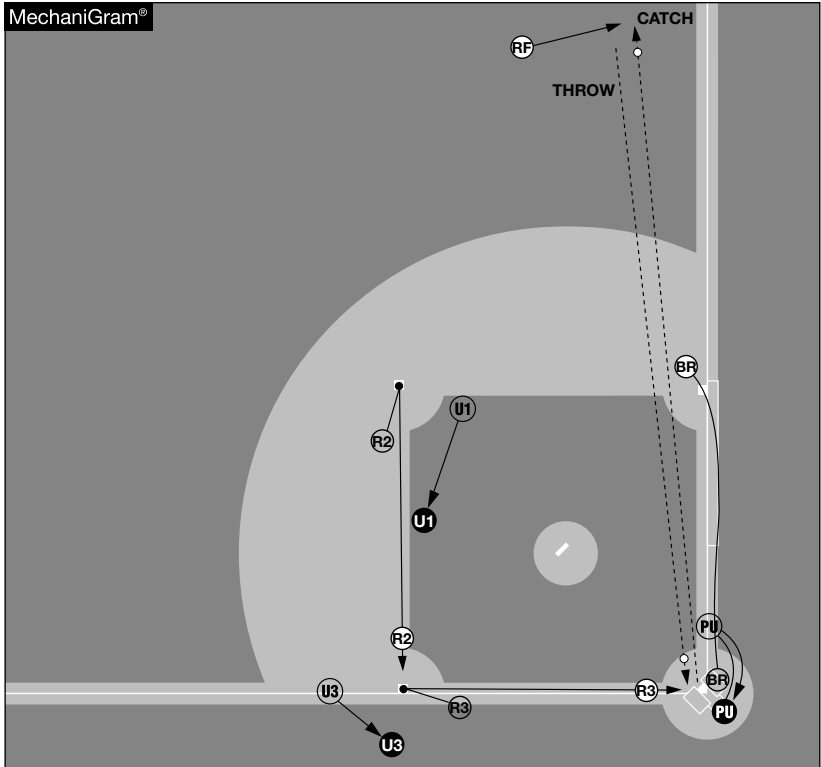




8.12.4 RUNNERS ON SECOND AND THIRD LESS THAN TWO OUTS



Fly Ball Down the Right-Field Line: Catch



Action on the field: Fly ball caught by the right fielder; R3 tags up and advances toward the plate, drawing a throw there; R2 tags up and advances toward third base

Umpire responsibilities:

PU: Moves to the best position possible to view the fair/foul and catch/no catch, then moves into position to rule on all plays at the plate.

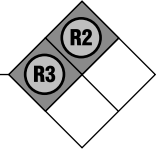
U1: Observes R2's tag up at second base. U1 moves into position for any play at second base. If the ball is not caught, U1 observes base touches at first and second base and has all plays at those bases.

U3: Observes R3's tag up. U3 moves into position for all base touches and any play at third base.

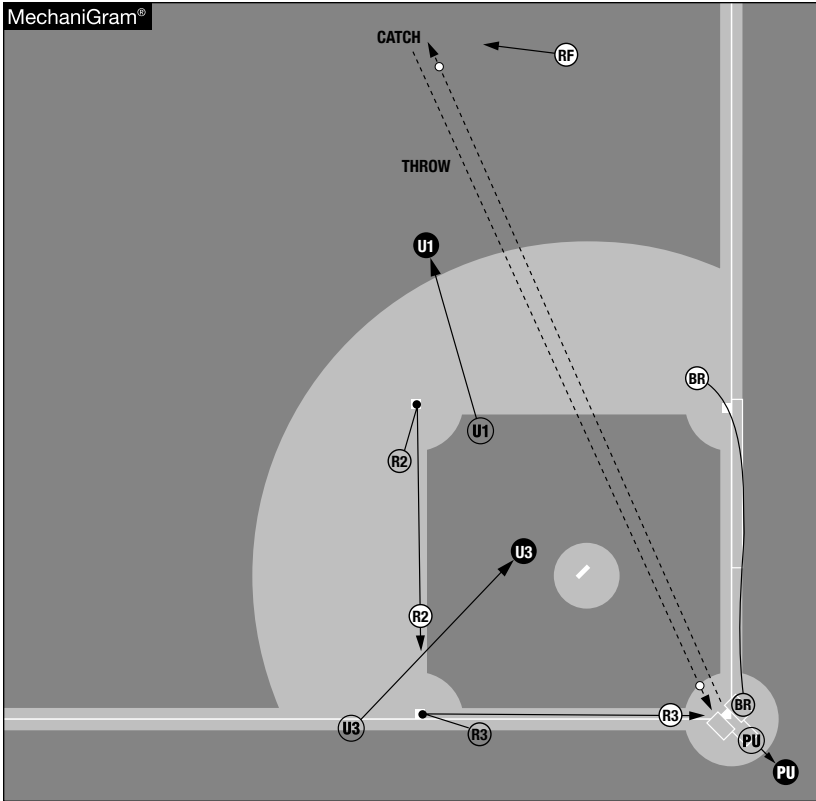




8.12.5 RUNNERS ON SECOND AND THIRD
LESS THAN TWO OUTS



**Fly Ball to Right-Center Field:
Catch: U1 Goes Out**



Action on the field: Deep fly ball to right-center field caught by the right fielder; R3 tags up and advances toward the plate and draws a throw there; R2 tags up and advances toward third base

Umpire responsibilities:

PU: Moves into position to observe R3's tag up at third base. PU returns to the plate for all plays there.

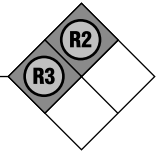
U1: Moves to the outfield to view the catch/no catch.

U3: Enters the infield immediately. U3 is responsible for R2's tag at second base and has all plays on the bases.

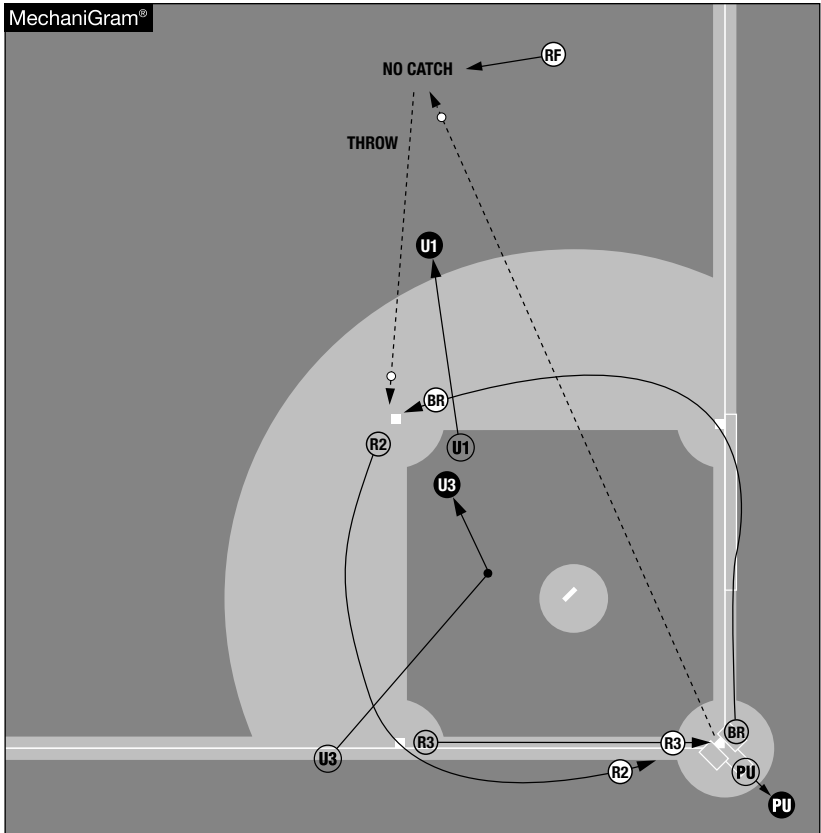




8.12.6 RUNNERS ON SECOND AND THIRD
LESS THAN TWO OUTS



**Fly Ball to Right-Center Field:
No Catch: U1 Goes Out**



Action on the field: Deep fly ball to right-center field, no catch; R3 advances toward the plate; R2 advances toward the plate; the batter-runner advances toward second base and draws a throw there

Umpire responsibilities:

PU: Returns to the plate for any play and has the base touch of R2 at third base, plus all base touches at the plate.

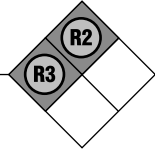
U1: Rules on the catch/no catch.

U3: Immediately enters the infield, observes all base touches of the batter-runner and has all plays on the bases.

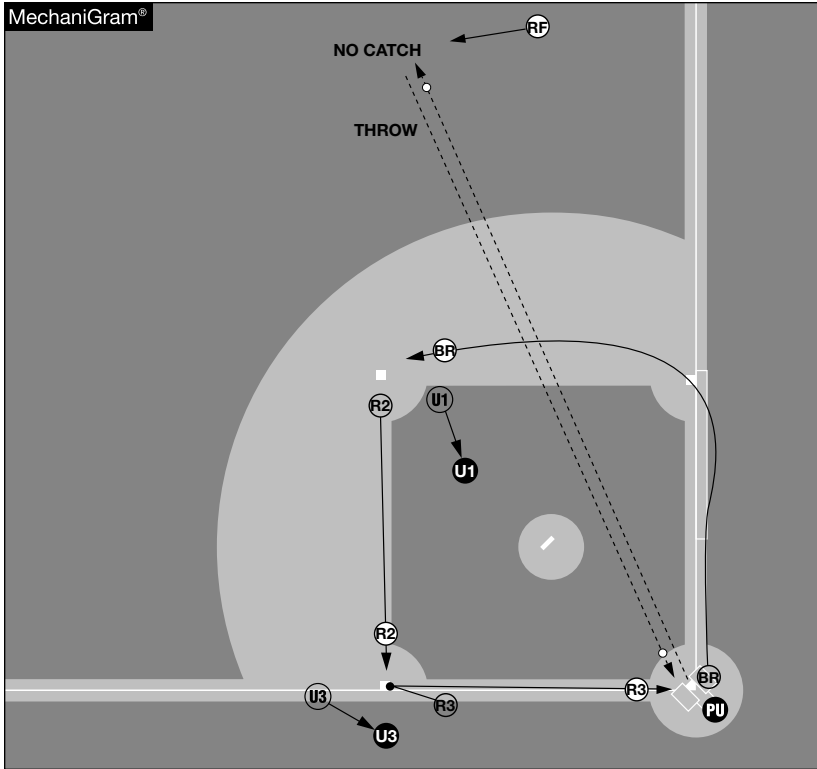




8.12.7 RUNNERS ON SECOND AND THIRD
LESS THAN TWO OUTS



**Fly Ball to Right-Center Field:
No Catch**



Action on the field: Fly ball to right-center field, no catch; R3, who returned to third base to tag up, advances toward the plate and draws a throw there; R2 advances toward third base; the batter-runner advances toward second base

Umpire responsibilities:

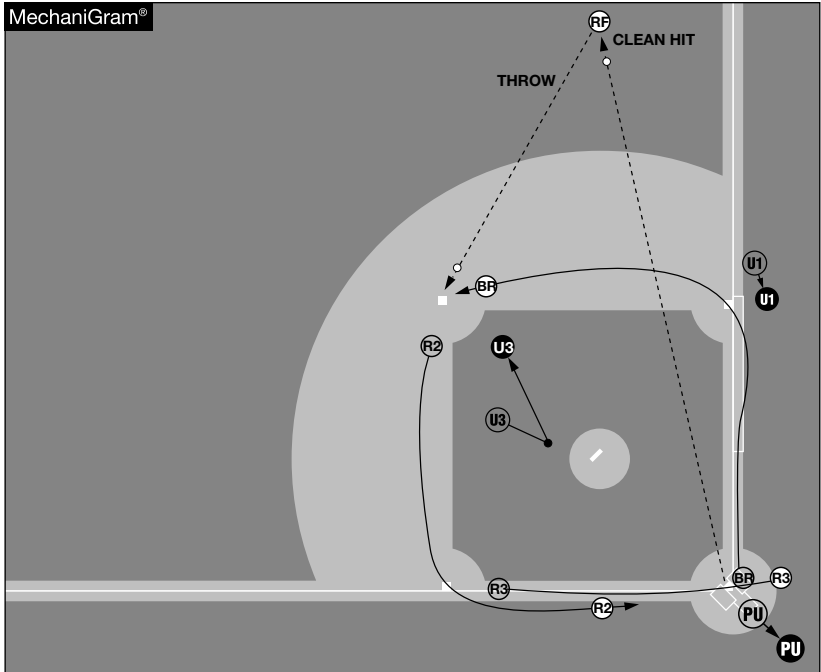
PU: Moves into position to rule on all plays at the plate.

U1: Moves to the best position possible to view the catch/no catch. U1 has all plays at first and second base. If the ball is caught, U1 has any snap throw back into second base.

U3: Observes R3's potential tag up. U3 moves into position for all plays at third base.



Clean Hit to the Outfield



Action on the field: With two outs, a clean hit to right field. R2 and R3 advance toward home. BR advances toward second base.

Umpire responsibilities

PU: Stays home, observes R2 touching third base and observes the plate touch of all runners. PU moves to a position to rule on all plays at the plate.

U1: Observes BR touching first base. There is no rotation on this play. By conference adoption, U1 can reverse rotate and take the batter-runner into second base.

U3: Responsible for any play at third base on R2. Responsible for BR touching second and third base and any plays there.

Note: With the exception of U1 moving into the diamond, coverages with two outs and runners on second and third only are similar to those with bases loaded. Refer to section 8.9 for more plays in this positioning.



SECTION 8.13

Runner on third

Initial Positions and Outfield Coverage

The coverage is the same as with no runners on base (see 8.6.1).

U1: Starts in the “A” position. U1 dictates coverage and has the center fielder straight in and straight back and when he moves toward right field. U1 also has all balls to the right fielder.

U3: Starts in the “D” position. U3 has the center fielder moving toward left field and all balls to the left fielder.

Infield Catch Coverage

The coverage is the same as with no runners on base (see 8.6.2).

PU has catches:

1. By the pitcher moving in, left or right.
2. By the first and third baseman moving toward the plate or toward the middle of the infield.

U1 has catches:

1. By the second baseman moving in, out or toward first base.
2. By the shortstop moving toward second base.
3. By the first baseman directly at or immediately in front, moving back or toward the line.
4. By the pitcher moving back.

U3 has catches:

1. By the shortstop moving in, back or toward third base.
2. By the second baseman moving toward second base.
3. By the third baseman directly at or immediately in front, moving back or toward the line.

Fair/Foul Coverage

The coverage is the same as with no runners on base (see 8.6.3).

PU: Has responsibility for balls up to first base and third base.

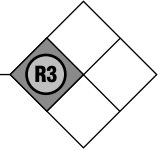
U1: Has responsibility for balls that hit first base and/or go beyond.

U3: Has responsibility for balls that hit third base and/or go beyond.

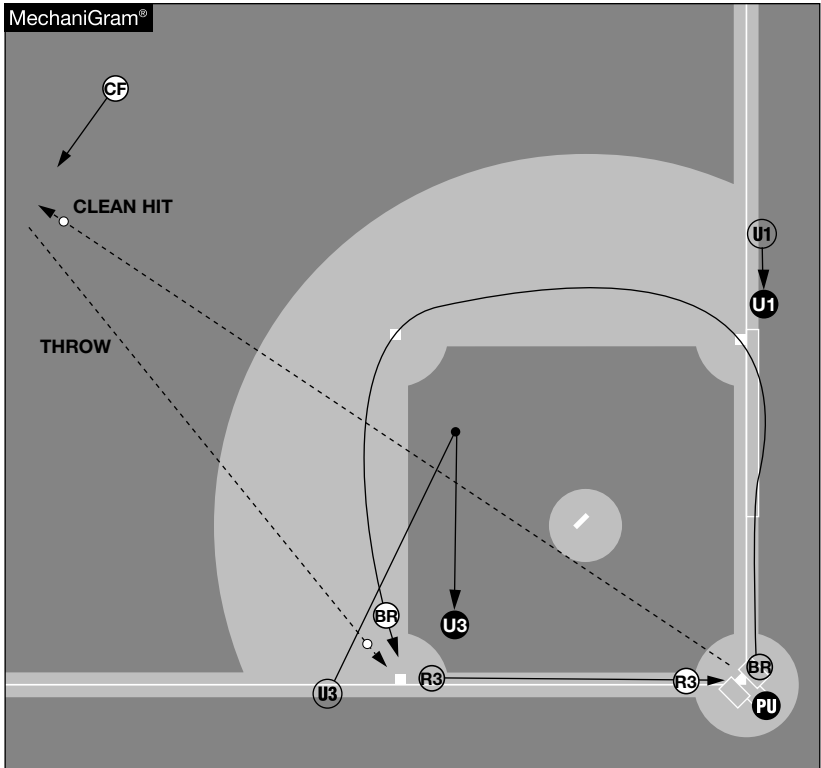




8.13.1 RUNNER ON THIRD



Clean Hit to Outfield



Action on the field: Clean hit deep to left-center field, no catch; R3 advances toward the plate; the batter-runner advances toward third base, drawing a throw there

Umpire responsibilities:

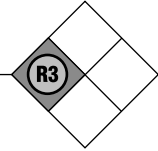
PU: Stays home, observes the plate touch of all runners. PU moves to a position to rule on all plays at the plate.

U1: Observes base touch at first base.

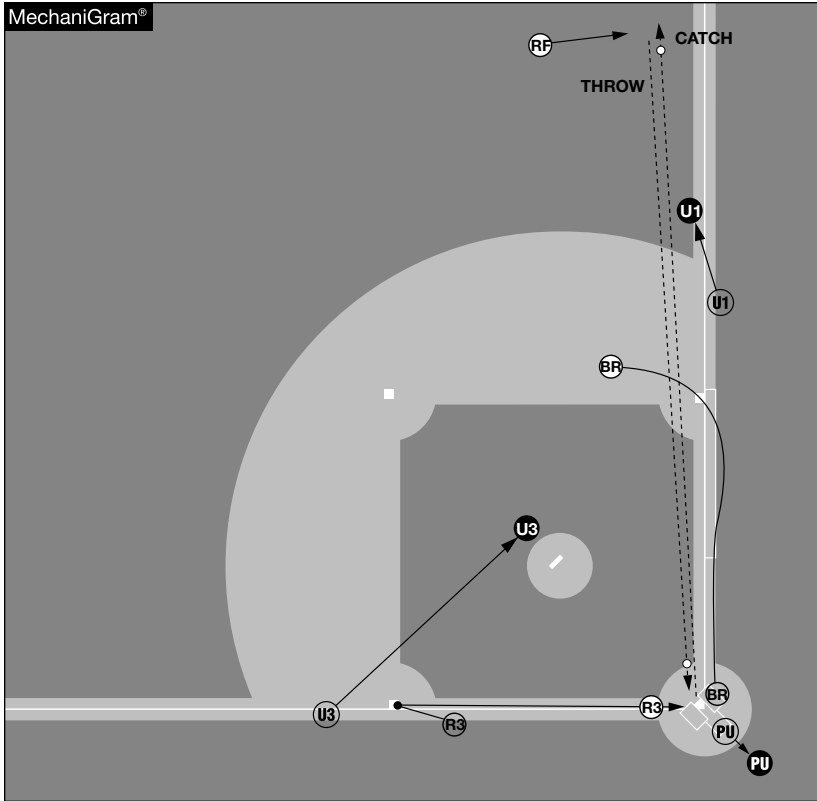
U3: Enters the infield and has all plays on the batter-runner at second and third base.



8.13.2 RUNNER ON THIRD LESS THAN TWO OUTS



Fly Ball to Right Field: U1 Goes Out



Action on the field: Fly ball caught by the right fielder; U1 goes out; R3 tags up and advances toward the plate, drawing a throw there

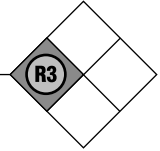
Umpire responsibilities:

PU: Moves into a position to observe R3's tag up at third base. PU returns to the plate for any play there.

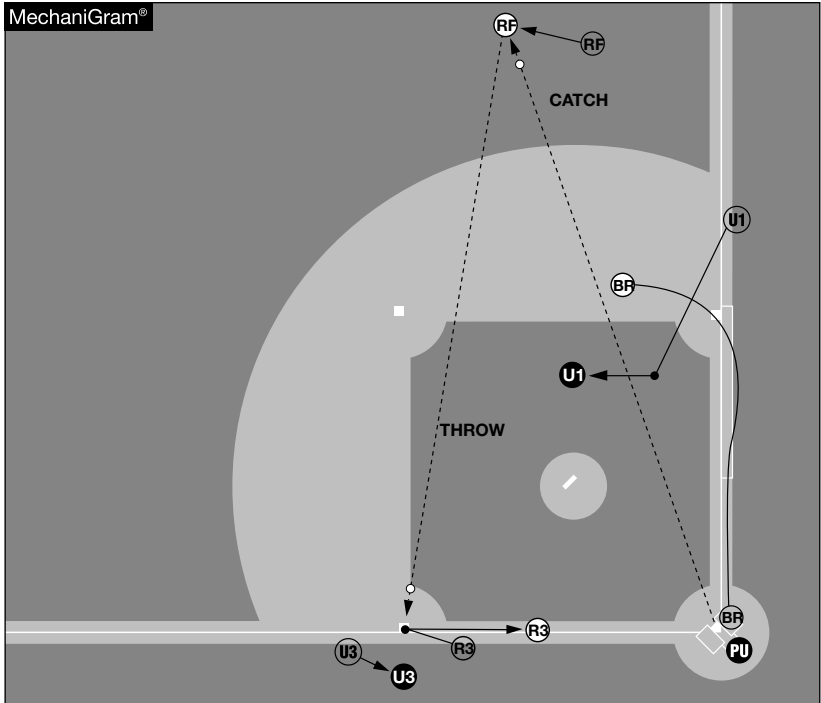
U1: Goes out and rules on the catch/no catch. U1 must make a quick read on the ball, since U3 will line up tag if U1 does not go out.

U3: Moves to the infield immediately. U3 moves into position for any play back into third involving R3. If the ball is not caught, U3 moves into position for all plays and touches on the bases.





Fly Ball to Right-Center Field: U1 Does Not Go Out



Action on the field: Fly ball to right field, caught by the right fielder; U1 does not go out; R3 tags up, advances a few steps toward the plate, then returns to third base, drawing a throw there

Umpire responsibilities:

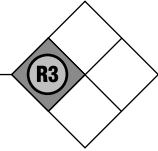
PU: Remains near the plate for all plays there. U1 is responsible for the catch whether he goes out or comes into the infield.

U1: Makes a quick decision on going out or coming in to the infield. U1 moves into the middle of the diamond and takes all plays on the batter-runner at first or second should the ball get dropped.

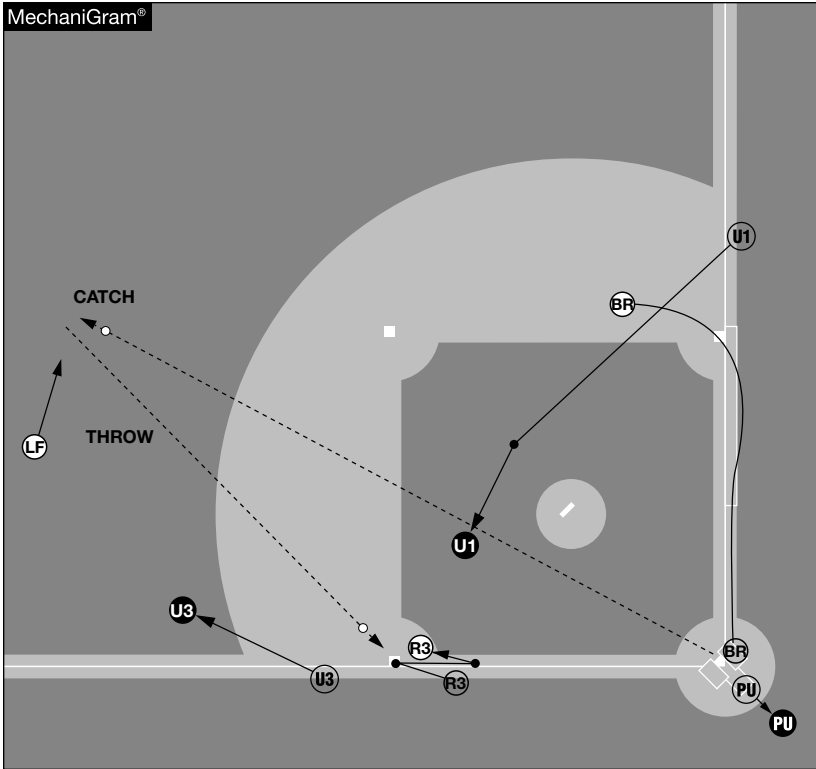
U3: Drops into foul territory to line up tag of R3 at third base. Responsible for any play at third involving R3 or BR. *U3 must read U1 to determine if he needs to rotate into the infield for the play at second if U1 goes out.*



8.13.4 RUNNER ON THIRD



Fly Ball to Left-Center Field: U3 Goes Out



Action on the field: Fly ball to left-center field caught by the left fielder; U3 goes out; R3 tags up, advances a few steps toward the plate, then returns to third base, drawing a throw there

Umpire responsibilities:

PU: Moves into a position to observe R3's tag up at third base. PU returns to the plate for any play there.

U1: Moves into position directly behind the pitcher's mound. U1 moves into position for all plays and touches on the bases, including any play at third base on R3.

U3: Goes out and rules on the catch/no catch. U3 is responsible for the catch whether he goes out or stays in and lines up the tag.





Section 9

Mechanics for a Crew of Four Umpires



Mechanics for Four Umpires

9.1 Basic Principles

1. Better outfield coverage. Having four umpires allows for better angles on outfield coverage without sacrificing base coverage.
2. Know three-umpire mechanics. You must have a complete understanding of three-umpire mechanics to work with four umpires. Depending on who goes out on a fly ball, oftentimes the rest of the crew reverts to using three-umpire mechanics.

9.2 Balk Concentration

There are some balks that are more obvious from some positions.

A. PU should concentrate on:

1. Left-handed pitchers stepping to the plate
2. Left-handed pitchers coming to a complete stop
3. Right-handed pitchers coming to a complete stop
4. Right-handed pitchers gaining ground on the jump turn
5. Right-handed pitchers closing their shoulder before the jump turn

B. U1 should concentrate on:

1. Left-handed pitcher's step, or body movement to the plate
2. Left-handed pitchers coming to a complete stop
3. Right-handed pitchers breaking their front knee before the jump turn
4. Right-handed pitchers gaining ground on the jump turn

C. U2 (when inside) should concentrate on:

1. Left-handed pitchers coming to a complete stop
2. Right-handed pitchers coming to a complete stop

D. U3 should concentrate on:

1. Right-handed pitchers coming to a complete stop
2. Right-handed pitchers stepping to the plate on the third to first move
3. Left-handed pitchers stepping to the plate



9.3 Line Drive Responsibilities

A. Umpires will be held accountable to set their initial pre-pitch position with strong consideration given to line drive responsibilities.

B. Umpires shall start with their inside foot next to the foul line and shall NOT straddle the line.

C. U1 and U3 will position themselves no more than 6-8 feet behind the fielder with no runners on base. If the fielder is playing deep, U1 should cut this distance in half and be 3-4 feet behind the fielder. The umpire should never put himself in a position where a fielder could step into or dive into him on a line drive.

D. U1 and U3 should be well positioned to see line drives hit at the feet of the first or third baseman in their normal positions (with a step or two forward) and to make that call.

E. U1 and U3 will now take all line drives hit directly at and immediately in front of the first or third baseman. "Directly in front" refers to the immediate area in front of the fielder and in the immediate vicinity of his starting position. A fielder who moves a significant distance straight forward will remain the plate umpire's call.

F. When positioned in the outfield, U2 should always work over the inside shoulder (closest to second base) of the middle infielder to be in the best possible position to rule on line drives in his coverage area.

9.4 Basic Outfield Coverage

A. Umpires will not automatically go out on all fly balls with or without runners on base. Umpires are expected to read fly balls and only go out on a trouble ball. The philosophy adopted by the CCA mechanics committee is "if in doubt, go out." That philosophy is not meant to replace the reading of fly balls. Pause, read and react techniques should always be utilized.

B. Four conditions that require an umpire to go to the outfield from the "A" and "D" positions:

1. The outfielder turns and begins to run toward the outfield fence (possible home run)
2. Multiple players converging on a fly ball
3. A catch being made below the waist
4. Outfielder moving toward the foul line and possible fair/foul decision



- C. If in doubt, go out on fly balls in your coverage area.
1. If you are going out — go out hard.
 2. Leave no doubt in your partners' mind about whether or not you are going out.
 3. Signal your partner by raising your arm if you are going out.
 4. If you are not going out, hold your arm out to your partner with your palm facing him.
 5. If you do not go out, you still maintain responsibility for the catch.
 6. Once you go out, do not return until the play is complete.
 7. U2 positioned within the infield should never cross the base path to observe a catch/no catch.

E. When a home run is hit with no runners on base, it is not necessary to have the entire crew fully rotate.

1. U3 can go out down the line and then come back to third base for touches at that base. If U2 goes out, U3 can easily take all touches at second and third. If U1 goes out, either U2 or the home-plate umpire should have the touch of first as U1 will not be able to get back to first after going out to see the batter-runner touch first base.
2. The most important thing to remember is that the crew must communicate and read each other on this situation as the batter-runner is rounding the bases.

9.5 Overthrows

At the plate

Plate umpire (or the U1 if there is a rotation to home) has responsibility on all overthrows to the plate.

At first base (toward the plate)

Plate umpire has primary responsibility on all overthrows.

At first base (toward outfield)

First-base umpire (or any umpire rotating to first base) has the primary responsibility on all overthrows.

At third base (toward the plate)

Plate umpire (or the first-base umpire if there is a rotation to home) has primary responsibility on all overthrows. Exception: If the plate umpire has rotated to third base to rule on a play the plate umpire will have the responsibility of the overthrow at third base.

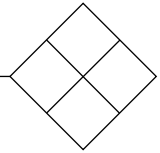
At third base (toward outfield)

Third-base umpire (or any umpire rotating to third base) has the primary responsibility on all overthrows.

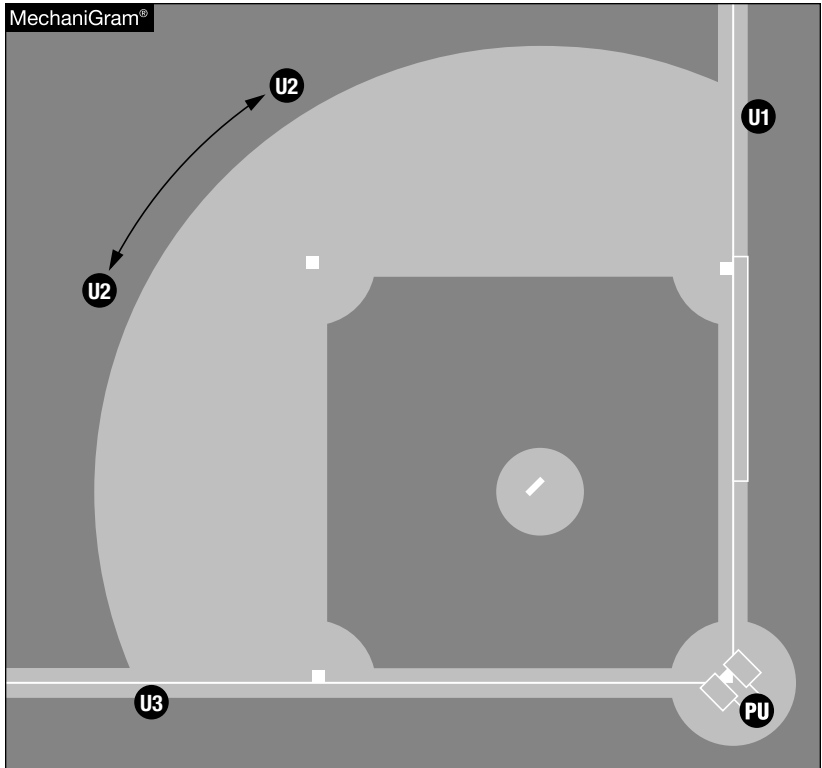




9.6.1 NO RUNNERS ON



Initial Positions



Action on the field: No action

Umpire responsibilities:

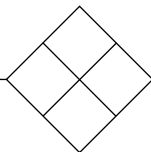
U1: Starts in the “A” position.

U2: Should always work over the inside shoulder of the middle infielder to be in the best possible position to rule on line drives in his coverage area.

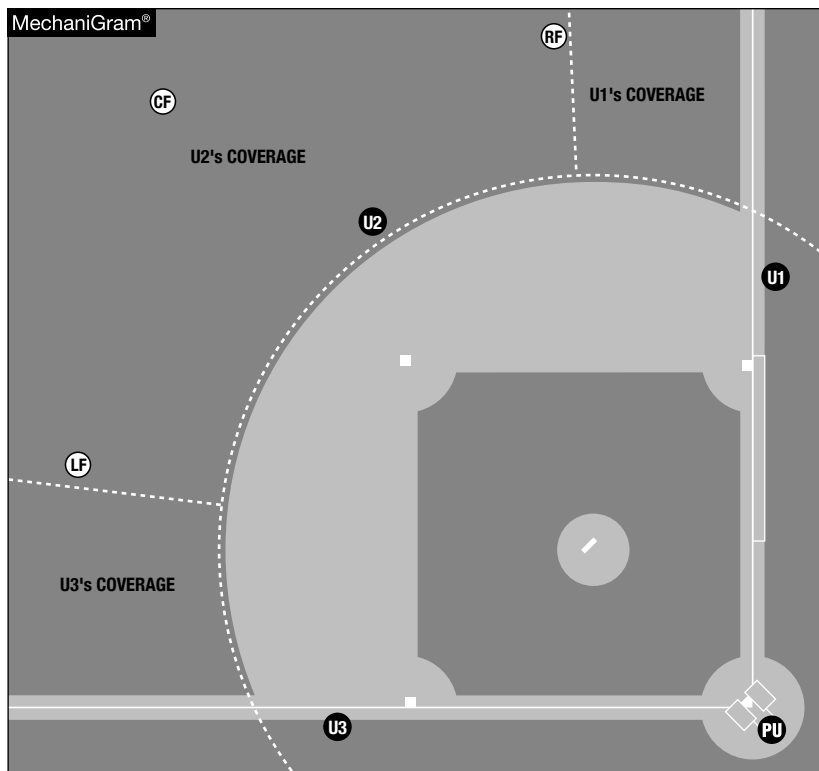
U3: Starts in the “D” position.



9.6.2 NO RUNNERS ON



Outfield Catch Coverage



Action on the field: No action

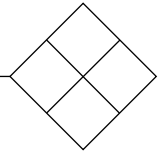
Umpire responsibilities:

U1: Has the right fielder moving toward the right-field foul line.

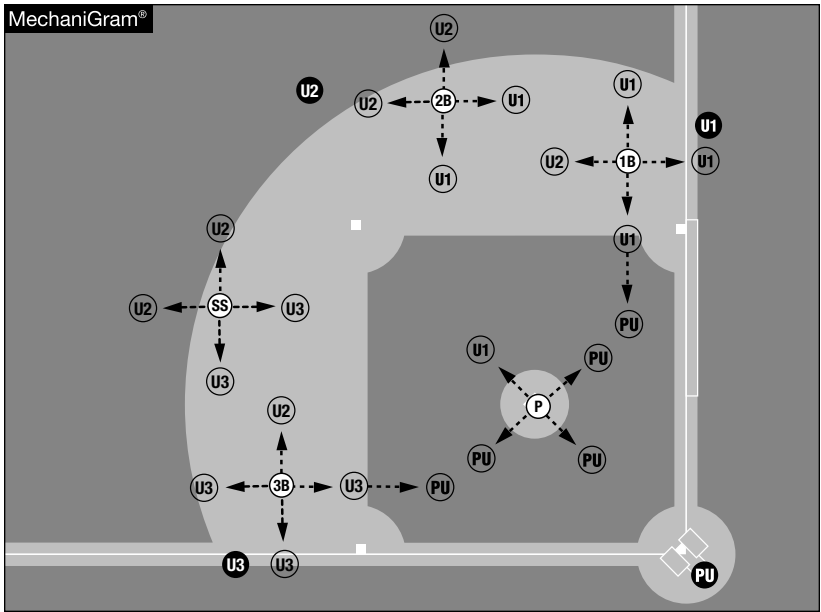
U2: Dictates coverage and has the left fielder straight in and straight back to the right fielder straight in and straight back.

U3: Has the left fielder moving toward the left-field foul line.





Infield Catch Coverage



Action on the field: No action

Umpire responsibilities:

PU has catches:

1. By the pitcher moving in, left or right.
2. By the first and third basemen moving significantly in.

U1 has catches:

1. By the second baseman moving in or toward first base.
2. By the first baseman on line drives directly at or directly in front, moving back or toward the line.
3. By the pitcher moving back.

U2 has catches:

1. By the second baseman moving out or toward second base.
2. By the shortstop moving out or toward second base.
3. By the first baseman moving right.
4. By the third baseman moving left.

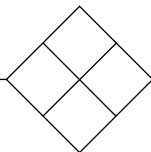
U3 has catches:

1. By the shortstop moving in or toward third base.
2. By the third baseman on line drives directly at or directly in front, moving back or toward the line.

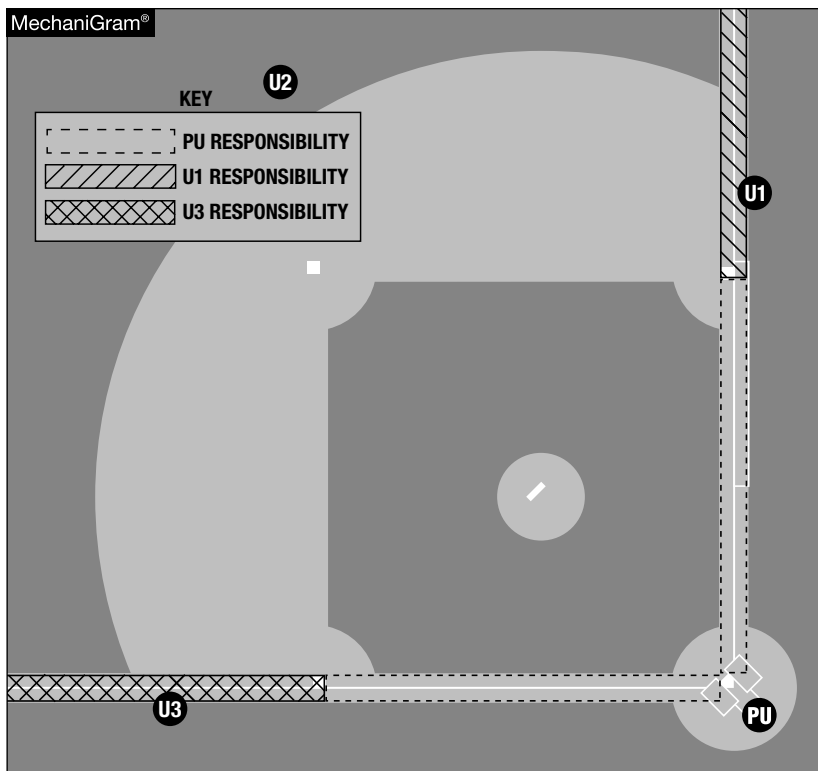




9.6.4 NO RUNNERS ON



Fair/Foul Coverage



Action on the field: No action

Umpire responsibilities:

PU: Responsible for balls up to first base and third base.

U1: Responsible for balls that hit first base or go beyond.

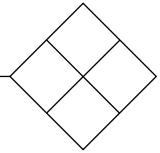
U2: Has no fair/foul responsibility.

U3: Responsible for balls that hit third base or go beyond.

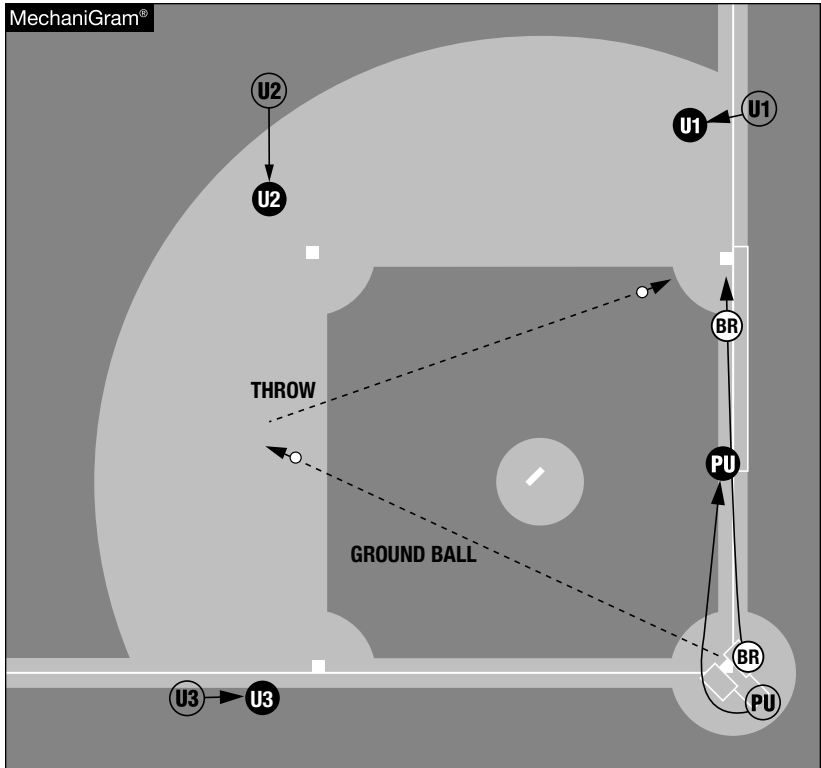




9.6.5 NO RUNNERS ON



Plays Within the Infield



Action on the field: Ground ball to the shortstop, who throws to first base.

Umpire responsibilities:

PU: Moves toward first base to assist U1 if asked on swipe tag or pulled foot by the first baseman.

U1: Moves into the best position to rule on plays at first base.

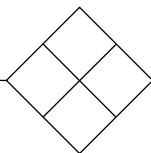
U2: Moves toward second base. It is acceptable for U2 to take the play from the outfield side of second base.

U3: Observes.

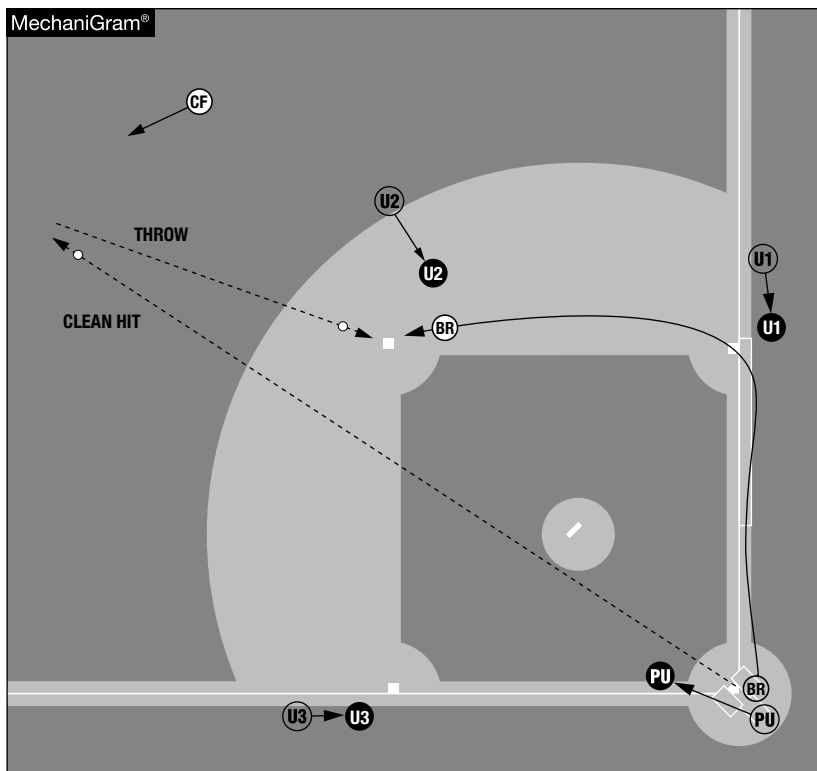




9.6.6 NO RUNNERS ON



Clean Hit to Outfield



Action on the field: Clean hit to center field, no catch; the batter-runner advances toward second base, drawing a throw there

Umpire responsibilities:

PU: Observes and has all plays at the plate.

U1: Observes the batter-runner touch first base.

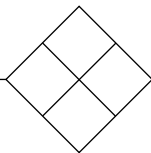
U2: Moves toward second base and prepares for all plays on the batter-runner at second base. It is acceptable for U2 to take the play from the outfield side of second base.

U3: Observes and has all plays at third base.

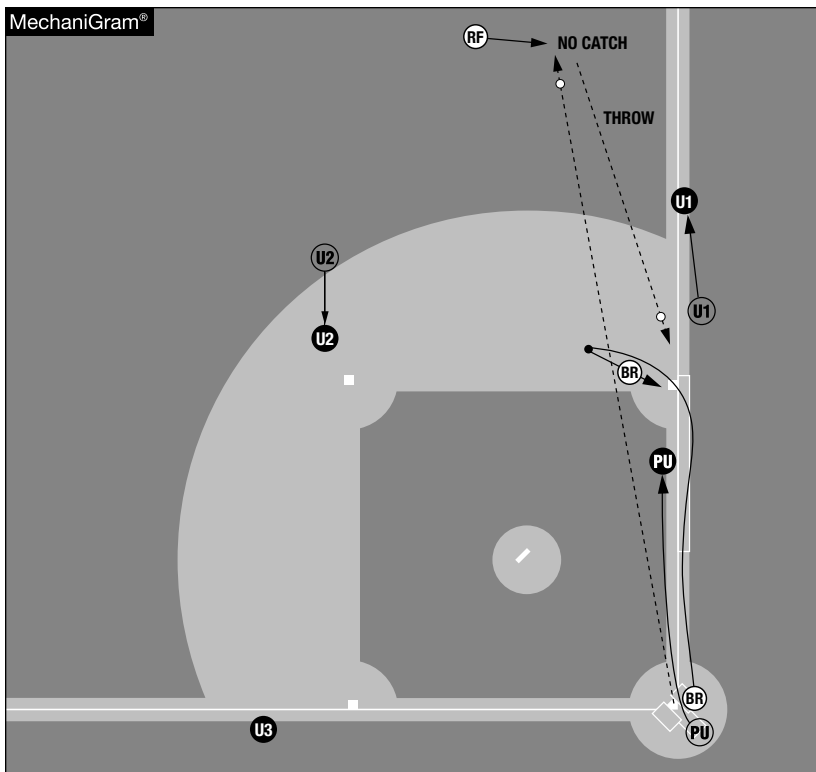




9.6.7 NO RUNNERS ON



Fly Ball to Right Field: No Catch, U1 Goes Out



Action on the field: Fly ball to right field, no catch; U1 goes out; the batter-runner rounds first base and returns, drawing a throw there

Umpire responsibilities:

PU: Moves down the line toward first base for any possible throwback at first base on the batter-runner.

U1: Moves to a position to best view the catch/no catch.

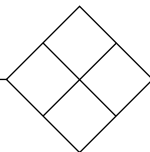
U2: Moves into the infield at second base. It is acceptable for U2 to take the play from the outfield side of second base.

U3: Observes and has any play at third base.

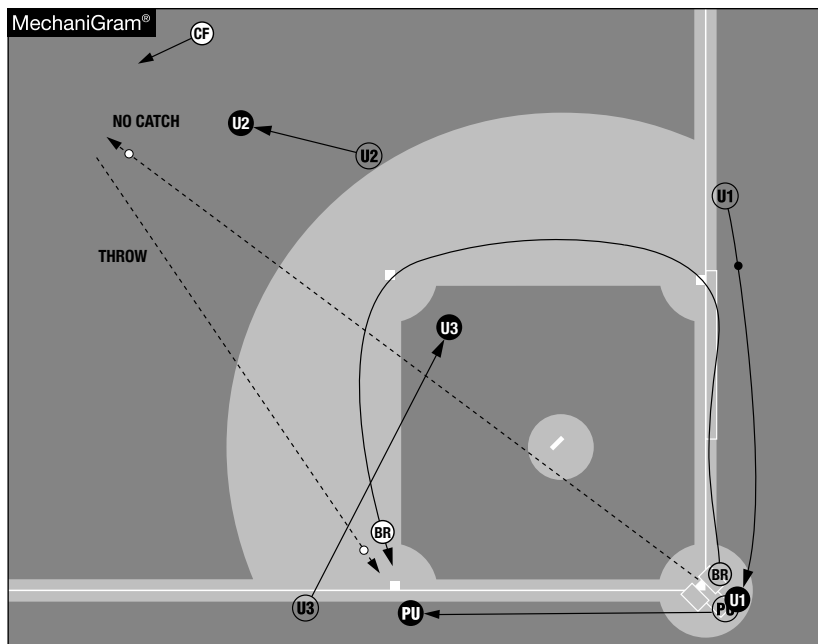




9.6.8 NO RUNNERS ON



Fly Ball to Center Field: No Catch, U2 Goes Out



Action on the field: Deep fly ball to center field, no catch; U2 goes out; batter-runner advances toward third base and draws a throw there

Umpire responsibilities:

PU: Moves toward third base and has any play there on the batter-runner. If a play develops at third base, PU can take the play in either fair or foul territory.

U1: Observes the base touch at first base and if the batter-runner commits to third base, U1 moves toward the plate for any play there on the batter-runner.

U2: Moves to a position to best view the catch/no catch.

U3: Has all plays at second base and observes the base touch there.

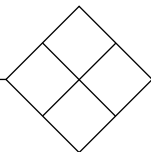
Note: This coverage also applies to home runs.

Note: On a routine fly ball to the outfield in U2's coverage area, U2 will remain responsible for the catch/no catch decision while he moves toward 2nd base on the outside of the diamond to be in position at 2nd base on a play should the center fielder drop the ball. When U2 is reading the fly ball on this play - U3 should start toward 2nd in case U2 decides to go out. U2 also has the option on this play to give up the fly ball completely and run into the diamond and take any potential play at second base from inside the diamond.

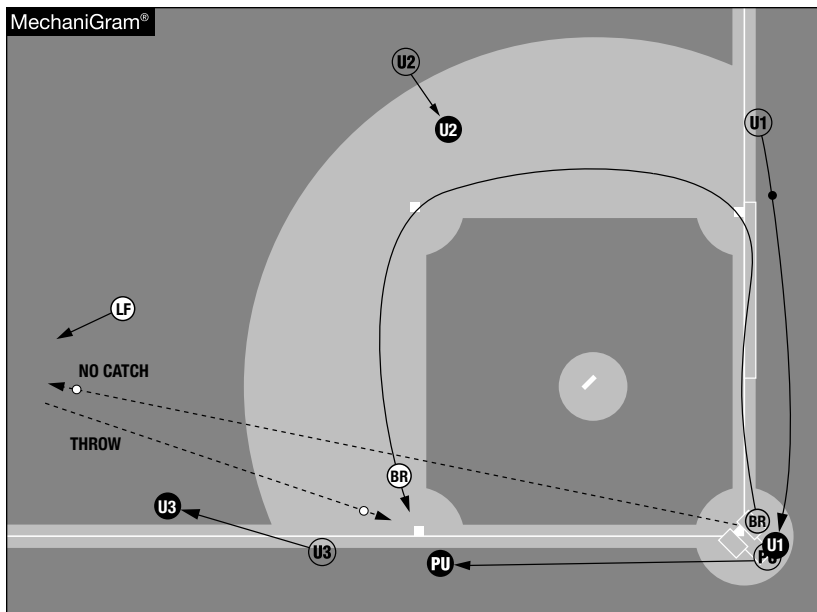




9.6.9 NO RUNNERS ON



Fly Ball to Left Field: No Catch, U3 Goes Out



Action on the field: Fly ball to left field, no catch; U3 goes out; batter-runner advances toward third base, drawing a throw there

Umpire responsibilities:

PU: Moves toward third base and has any play or base touch at third base by the batter-runner. If a play develops at third base, PU can take the play in either fair or foul territory.

U1: Observes the batter-runner touch first base and, if the batter-runner commits to second base, U1 moves toward the plate for any play there on the batter-runner.

U2: Moves into position to cover plays at second base. It is acceptable for U2 to take the play from the outfield side of second base.

U3: Moves to a position to best view the catch/no catch.

Note: This coverage also applies to home runs.





SECTION 9.7

Runner on first

Fair/Foul Coverage

The coverage is the same as with no runners on (see 9.5.4), with U2 in the “Deep B” or “Deep C” position.

PU: Has responsibility for balls up to first base and third base.

U1: Has responsibility for balls that hit first base or go beyond.

U2: Has no fair/foul responsibility.

U3: Has responsibility for balls that hit third base or go beyond.

Plays Within the Infield

The coverage is similar to plays with no runners on (see 9.5.5), with U2 in the “Deep B” or “Deep C” position.

PU: Moves toward first base to assist U1 if asked on swipe tag or pulled foot by the first baseman.

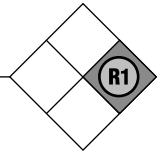
U1: Moves into the best position to rule on plays at first base.

U2: Has all plays at second base.

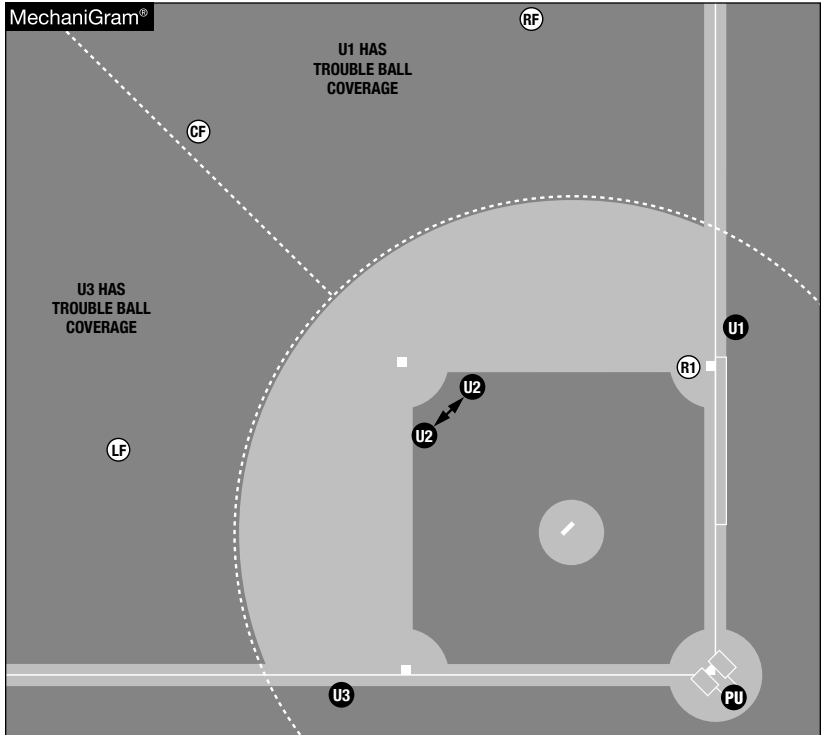
U3: Observes and has all plays at third base.



9.7.1 RUNNER ON FIRST



Initial Positions and Outfield Coverage



Action on the field: no action

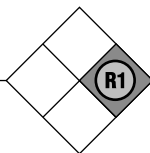
Umpire responsibilities: U1 is in the “A” position. U2 is in the “Deep B” or “Deep C” position, based on personal preference. U3 is in the “D” position.

U1: Has trouble balls from the center fielder straight in and straight back and when he moves toward right field. U1 also has all trouble balls to the right fielder.

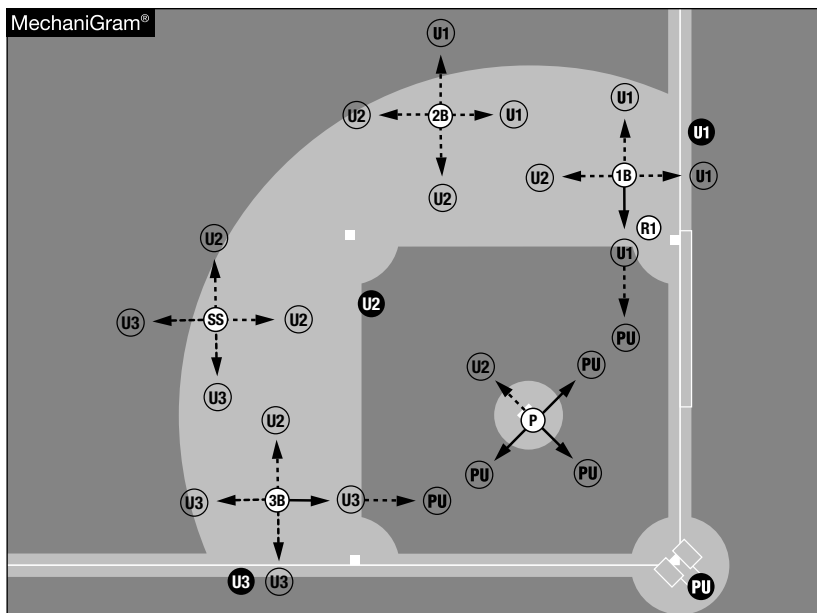
U2: Has all routine fly balls from the left fielder going straight forward, straight back and to his left all the way to the right fielder going straight forward, straight back and to his right.

U3: Has all trouble balls with the center-fielder going to his right and all trouble balls to the left fielder.





Infield Catch Coverage



Action on the field: No action

Umpire responsibilities:

PU has catches:

1. By the pitcher moving in, left or right.
2. By the first and third basemen moving significantly toward the plate.

U1 has catches:

1. Immediately in front of the first baseman, out or toward the foul line.
2. By the second baseman moving back or toward first base.

U2 has catches

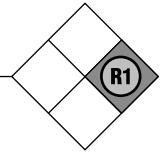
1. By the second baseman moving in or toward second base.
2. By the shortstop moving in or toward second base.
3. By the third baseman moving toward second base.
4. By the first baseman moving toward second base.
5. By the pitcher moving back.

U3 has catches:

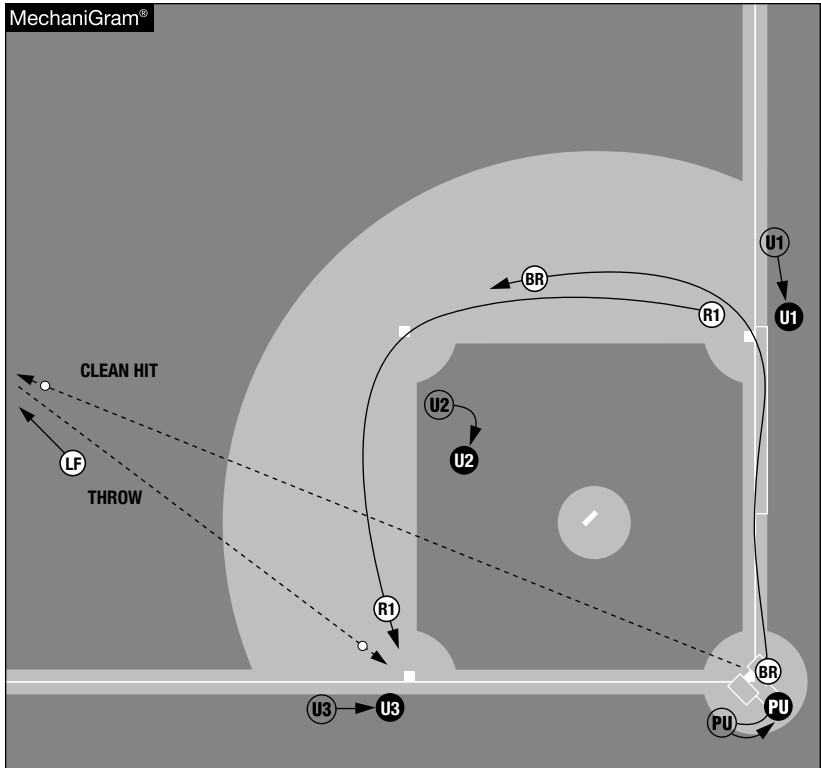
1. Immediately in front of the third baseman, out or toward the foul line.
2. By the shortstop moving back or toward third base.



9.7.3 RUNNER ON FIRST



Clean Hit to Outfield



Action on the field: Clean hit to left field; R1 advances toward third base, drawing a throw there; the batter-runner rounds first base

Umpire responsibilities:

PU: Has all plays at the plate.

U1: Observes the batter-runner's base touch at first base.

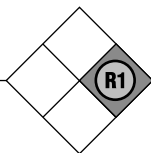
U2: Observes R1's and the batter-runner's base touch at second base and has all plays there.

U3: Observes and has all plays at third base.

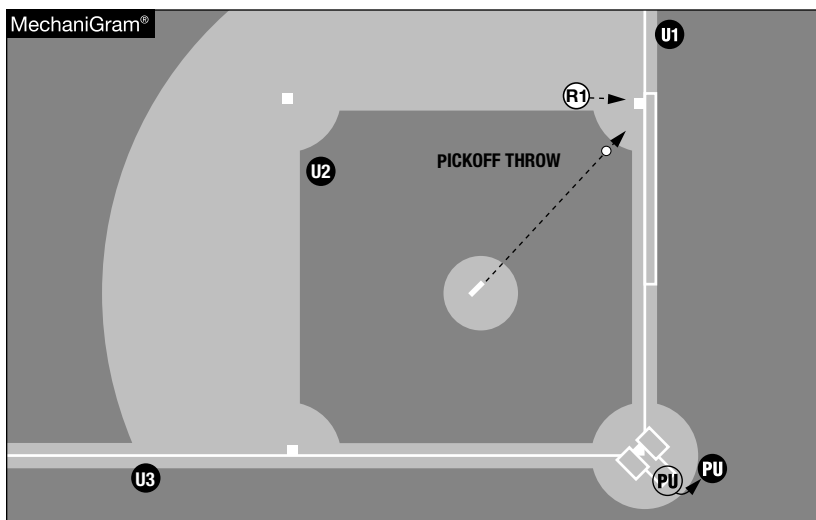




9.7.4 RUNNER ON FIRST



Pickoff at First



Action on the field: Before pitching, the pitcher attempts to pick off the runner at first base.

Umpire responsibilities:

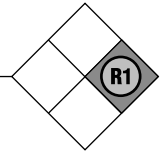
P: Watches the pitcher for potential balks, then takes a step out from behind the catcher to observe the action or in case ball is overthrown.

U1: Umpires shall start with their inside foot next to the foul line and NOT straddling the line. When the first baseman is holding the runner on first, U1 should be in a hands-on-knees set position immediately when the pitcher comes in contact with the rubber. U1's distance will be no more than 6-10 feet from the bag. U1's line of sight should be to the inside of the runner leading off with a clear view of the pitcher. On a pickoff, U1 should remain set throughout the entire critical action of the play. U1 should never move into foul territory on a pickoff from the pitcher. Umpires are not to start in foul territory for a pickoff (off the line) and then quickly move back to the foul line as the pitch is being delivered. When the first baseman is NOT holding the runner on first, U1 will position himself no more than 6-8 feet behind the fielder. If the fielder is playing deep, U1 should cut this distance in half and be no more than 3-4 feet behind the fielder. The umpire should never put himself in a position where a fielder could step or dive into him on a line drive. For all back picks at first base, an umpire should always anticipate this pick from the catcher and be ready to quickly move as far as the play will allow. Umpires are not to take a back pick by moving from their initial starting position into FAIR territory.

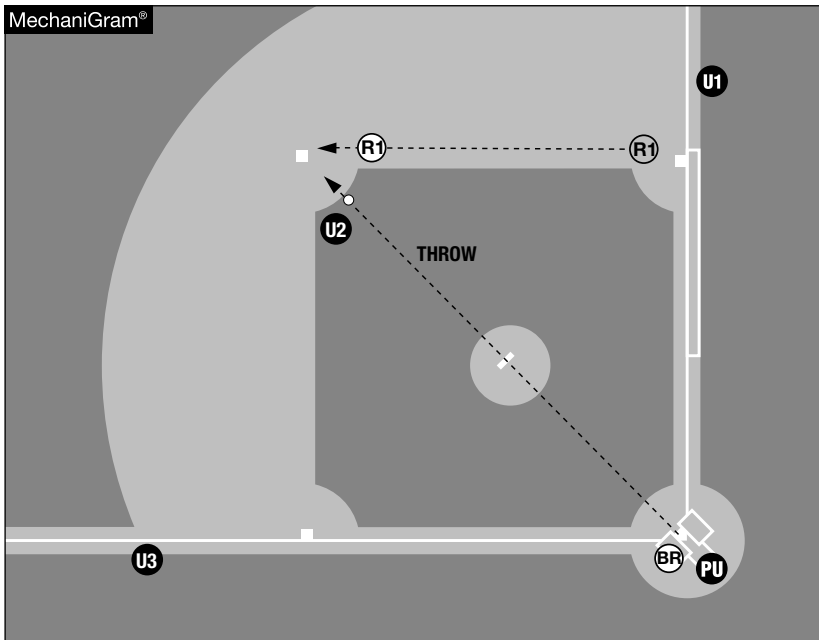
U2: Watches the pitcher for potential balks before throwing. Is responsible for all plays at second base, including if R1 ends up in a rundown.

U3: Watches the pitcher for potential balks before throwing. Is responsible for all plays at third base, including if R1 ends up in a rundown.





Steal of Second



Action on the field: The batter swings and misses at the pitch as R1 attempts to steal second base.

Umpire responsibilities:

P: Signals the swinging strike without taking his focus off the play at hand. Ensures the batter does not interfere with the catcher's throw. Observes the play.

U1: Observes the pitch and the initial throw to second.

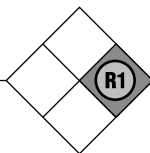
U2: Starting with the 2020 season, umpires are not allowed to start in the infield and then run to a position out in the dirt looking straight down the baseline toward second base during a steal play. All steal plays must be taken between the B and C starting positions. Takes a step toward the second-base cutout. Keeps eye on the ball and turns as the ball passes U2. Comes to a hands-on-knee set to see the play at second base. If the play is a swipe-tag out, ensure the fielder retains possession of the ball before making the out call. If the runner is safe, no delay is necessary.

U3: Observes the pitch and the initial throw to second.

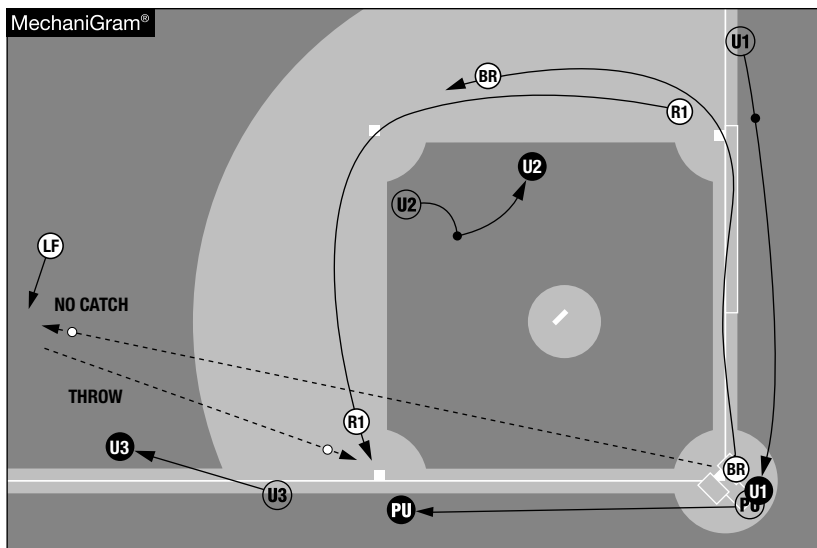




9.7.6 RUNNER ON FIRST



Fly Ball to Left Field: No Catch, U3 Goes Out



Action on the field: Fly ball to left field, no catch; U3 goes out; R1 advances toward third base and draws a throw there; the batter-runner advances toward second base

Umpire responsibilities:

PU: Moves toward third base and, if R1 commits to third, PU rotates into position to rule on all plays there. If a play develops at third base, PU can take the play in either fair or foul territory.

U1: Observes all base touches at first base and begins to move toward the plate. If R1 commits to third base, U1 rotates to the plate for all plays there. If applicable, U1 observes R1's tag up.

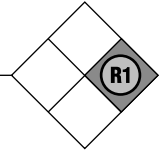
U2: Observes all base touches at second base and has all plays there on R1. If R1 commits to third base, U2 assumes responsibility for the batter-runner and should move to a position to rule on any plays at first or second base.

U3: Moves to the best position possible to view the catch/no catch.

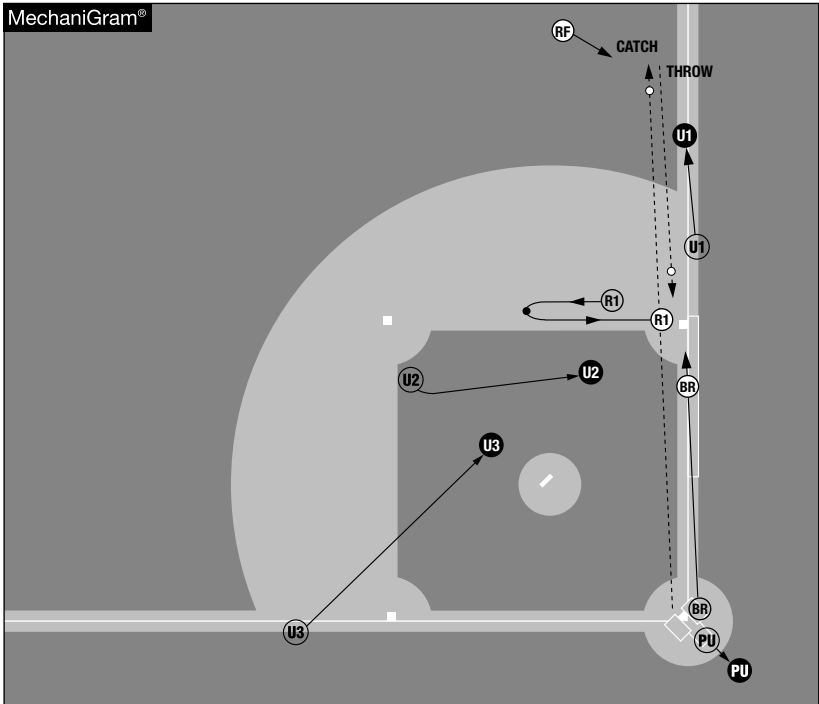




9.7.7 RUNNER ON FIRST



Fly Ball to Right Field: Catch, U1 Goes Out



Action on the field: Fly ball caught by the right fielder; U1 goes out; R1 goes halfway to second base, then returns to first base upon the catch, drawing a throw there

Umpire responsibilities:

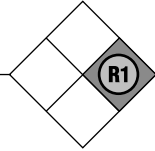
PU: Observes the play.

U1: Moves to the best position possible to view the fair/foul and catch/no catch.

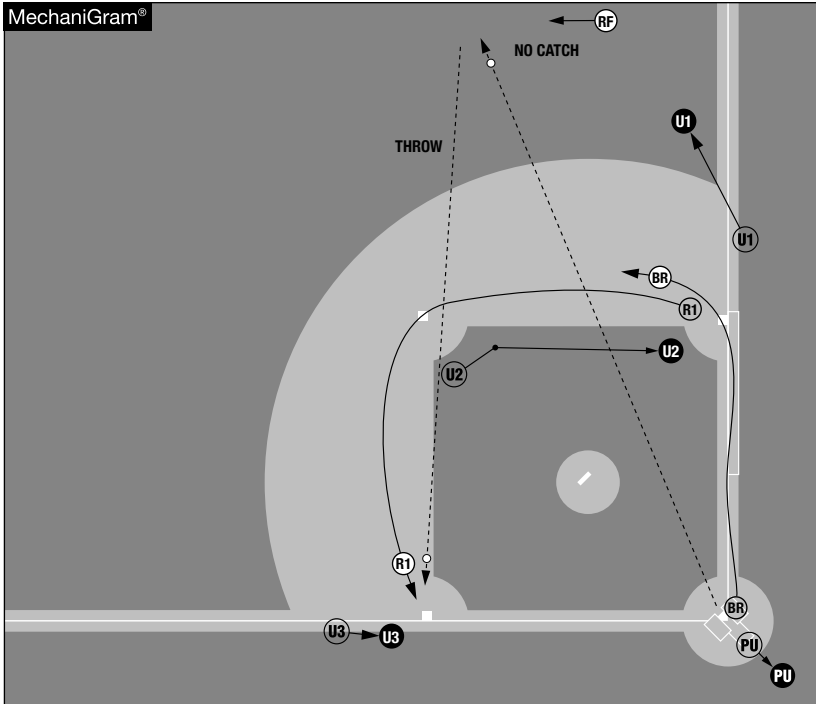
U2: Responsible for R1's tag at first base, all plays involving R1 at first base and is responsible for BR's touch of first base if the ball drops.

U3: Slides immediately into working area at second base and is ahead of any secondary play that may develop ahead of R1 at second and third base.





Fly Ball to Right Field: No Catch, U1 Goes Out



Action on the field: Fly ball to right field, no catch; U1 goes out; R1 advances toward third base and draws a throw there; the batter-runner rounds first base

Umpire responsibilities:

PU: Reads the ball and the runners. If R1 commits to third base, PU returns to the plate.

U1: Observes the no catch.

U2: Observes all base touches at first and second base and has all plays there. U2 has all plays involving the batter-runner and R1 at first or second base.

U3: Observes all base touches at third base and rules on all plays there.



SECTION 9.8

Runners on first and second

Infield Catch Coverage

The coverage is the same as with a runner on first base (see 9.6.2), with U2 in the “Deep B” or “Deep C” position.

PU has catches:

1. By the pitcher moving in, left or right.
2. By the first and third basemen moving toward the plate.

U1 has catches:

1. By the first baseman moving back or toward the foul line.
2. By the second baseman moving back or toward first base.

U2 has catches:

1. By the second baseman moving in or toward second base.
2. By the shortstop moving in or toward second base.
3. By the third baseman moving toward second base.

U3 has catches:

1. By the third baseman moving back or toward the foul line.
2. By the shortstop moving back or toward third base.

Fair/Foul Coverage

The coverage is the same as with no runners on (see 9.5.4), with U2 in the “Deep B” or “Deep C” position.

PU: Responsibility for balls up to first base and third base.

U1: Responsibility for balls that hit first base or go beyond.

U2: Has no fair/foul responsibility.

U3: Responsibility for balls that hit third base or go beyond.

Plays Within the Infield

The coverage is similar to plays with no runner on (see 9.5.5).

PU: Moves toward first base to assist U1 if asked on swipe tag or pulled foot by the first baseman.

U1: Moves into the best position to rule on plays at first base.

U2: Has all plays at second base.

U3: Observes and has all plays at third base.



Clean Hit to Outfield

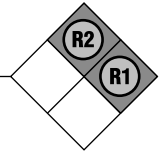
The coverage is the same as with a runner on first only (see 9.6.3), with U2 in the "Deep B" or "Deep C" position.

PU: Observes all touches at the plate and has all plays there.

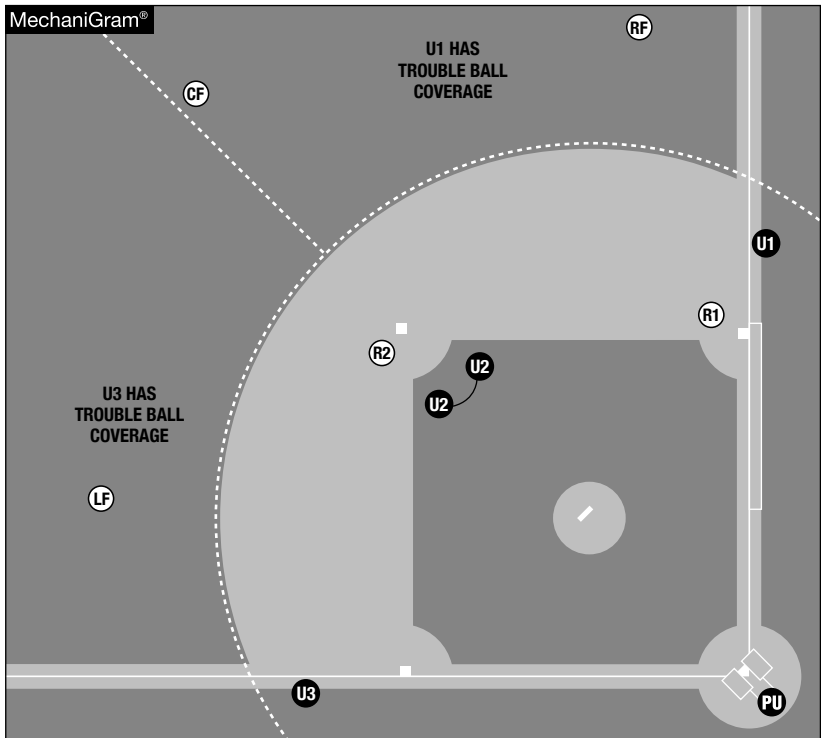
U1: Observes the batter-runner's base touch at first base.

U2: Observes all base touches at second base and has all plays there.

U3: Observes all base touches at third and has all plays there.



Initial Positions and Outfield Coverage



Action on the field: No action

Umpire responsibilities: U1 is in the “A” position. U2 is in the “Deep B” or “Deep C” position, based on personal preference. U3 is in the “D” position.

U1: Has trouble balls from the center fielder straight in and straight back and when he moves toward right field. U1 also has all trouble balls to the right fielder.

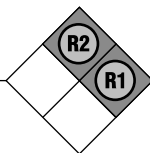
U2: Has all routine fly balls from the left fielder going straight forward, straight back and to his left all the way to the right fielder going straight forward, straight back and to his right.

U3: Has all trouble balls with the center fielder going to his right and all trouble balls to the left fielder.

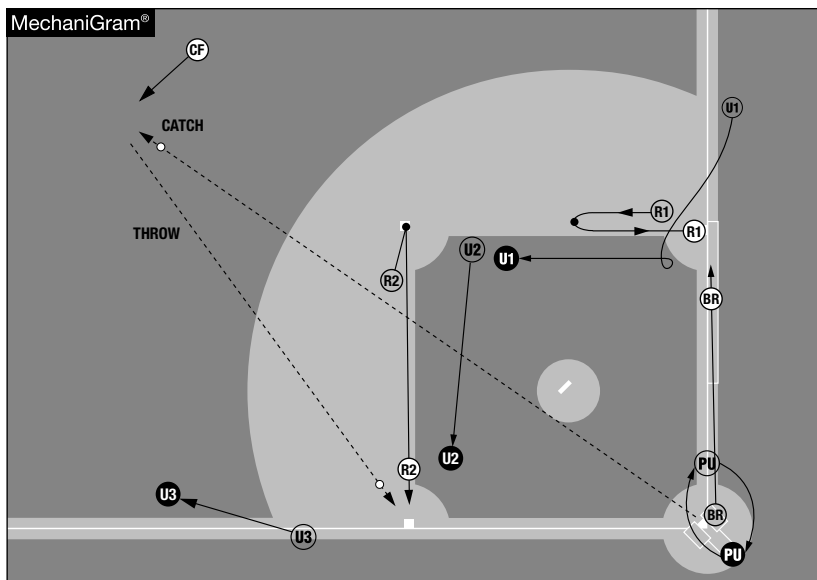




9.8.2 RUNNERS ON FIRST AND SECOND



Fly Ball to Center Field: Catch, U3 Goes Out



Action on the field: Deep fly ball caught by the center fielder; U3 goes out; R2 tags up and advances toward third base, drawing a throw there; R1 returns to first base

Umpire responsibilities:

PU: Is responsible for the tag-up at first base and any play that develops at home plate. PU should initially move in the direction of first base no more than a few steps off the dirt circle. Once you judge the tag-up at first base, return to the home plate area for any play that may develop there.

U1: Should be moving quickly towards second base (inside or to the outside of the diamond) while observing R2's tag-up at second base. U1 will take any play that may develop at either first or second base.

U2: Will work towards the area of third base (inside or outside of the diamond) and will be responsible for any play that develops at third base.

U3: Moves to the best position possible to view the catch/no catch in the outfield.

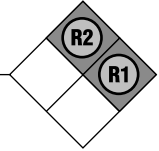
Point of Emphasis

This mechanic is only to be used when a fly ball is hit in U3's area. This will allow U2 to immediately release towards third base and get in the best possible position (inside or outside of the diamond) for any play that may develop there. U1 will have any play that develops at second base.

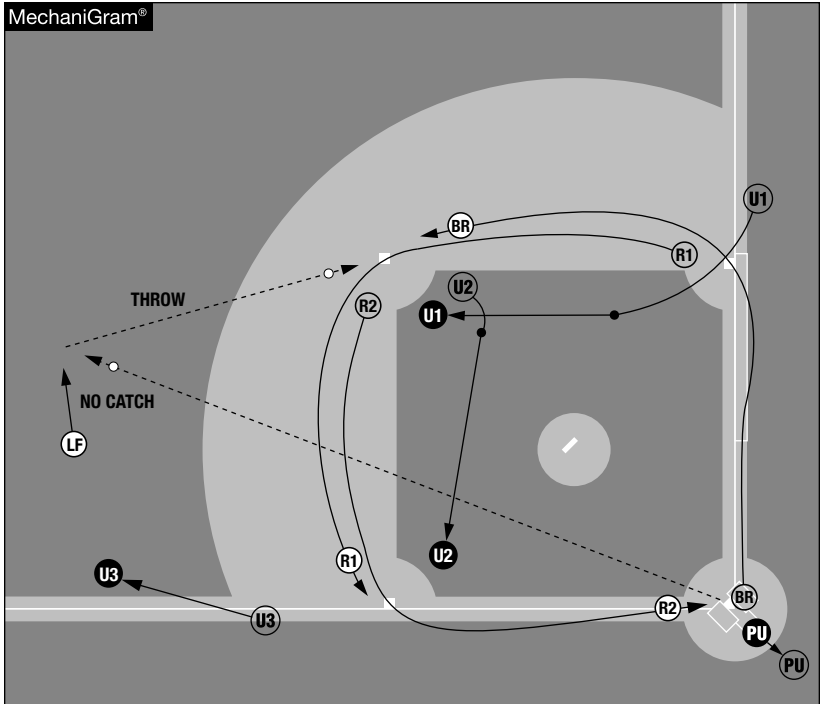




9.8.3 RUNNERS ON FIRST AND SECOND



Fly Ball to Left Field: No Catch, U3 Goes Out



Action on the field: Fly ball to left field, no catch; U3 goes out; R2 advances toward the plate; R1 advances toward third base; the batter-runner advances toward second base, drawing a throw there

Umpire responsibilities:

PU: Has R2's base touch of third base, then retreats to the plate and moves into position for all plays there.

U1: Enters the infield and has all plays on the batter-runner at first and second base.

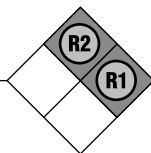
U2: Observes R1's base touch at second base and has all plays there on R1 and all plays at third base.

U3: Moves to the best position possible to view the catch/no catch.

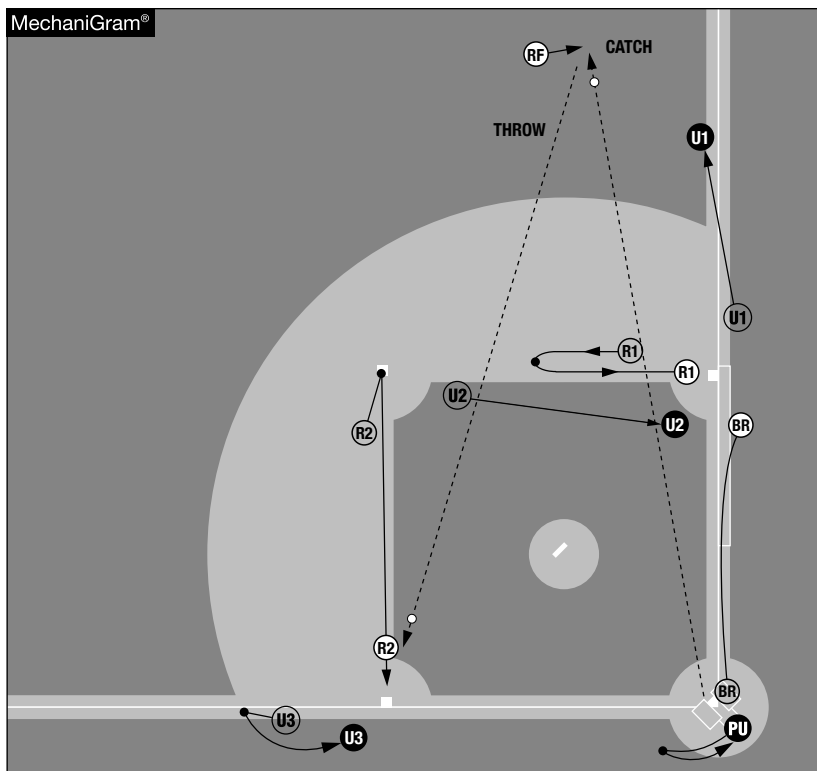




9.8.4 RUNNERS ON FIRST AND SECOND



Fly Ball to Right Field: Catch, U1 Goes Out



Action on the field: Fly ball caught by the right fielder; U1 goes out; R2 tags up and advances toward third base, drawing a throw there; R1 returns to first base

Umpire responsibilities:

PU: Has all plays at the plate. Also responsible for R1's tag up at first base.

U1: Moves to the best position possible to view the catch/no catch.

U2: Retreats and observes R1's tag up. U2 has all plays at first and second base.

U3: Observes and has all plays at third base and is responsible for R2's tag up at second.





SECTION 9.9

Bases loaded

Initial Positions and Outfield Coverage

U1 is in the “A” position. U2 is in the “Deep B” or “Deep C” position, based on personal preference. U3 is in the “D” position.

U1: Has trouble balls from the center fielder straight in and straight back and when he moves toward right field. U1 also has all trouble balls to the right fielder.

U2: Has all routine fly balls from the left fielder going straight forward, straight back and to his left all the way to the right fielder going straight forward, straight back and to his right.

U3: Has all trouble balls with the center fielder going to his right and all trouble balls to the left fielder.

Infield Catch Coverage

The coverage is the same as with a runner on first base (see 9.6.2).

PU has catches:

1. By the pitcher moving in, left or right.
2. By the first and third basemen moving toward the plate.

U1 has catches:

1. By the first baseman moving back or toward the foul line.
2. By the second baseman moving back or toward first base.

U2 has catches:

1. By the second baseman moving in or toward second base.
2. By the shortstop moving in or toward second base.
3. By the third baseman moving toward second base.
4. By the first baseman moving toward second base.
5. By the pitcher moving back.

U3 has catches:

1. By the third baseman moving back or toward the foul line.
2. By the shortstop moving back or toward third base.

Fair/Foul Coverage

The coverage is the same as with no runners on (see 9.5.4).

PU: Responsible for balls up to first base and third base.



U1: Responsible for balls that hit first base or go beyond.

U2: Has no fair/foul responsibility.

U3: Responsible for balls that hit third base or go beyond.

Plays Within the Infield

The coverage is similar to plays with no runners on (see 9.5.5).

PU: Has all plays at the plate and, if possible, moves toward first base to assist U1 if asked on swipe tag or pulled foot by the first baseman if there is no play on R3 at home.

U1: Moves into the best position to rule on plays at first base.

U2: Has all plays at second base.

U3: Observes and has all plays at third base.

Clean Hit to Outfield

The coverage is the same as with a runner on first base (see 9.6.3).

PU: Observes all touches at the plate and has all plays there.

U1: Observes the batter-runner's base touch at first base and has all plays there.

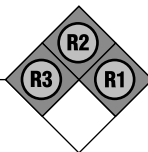
U2: Observes all base touches at second base and has all plays there.

U3: Observes all base touches at third and has all plays there.

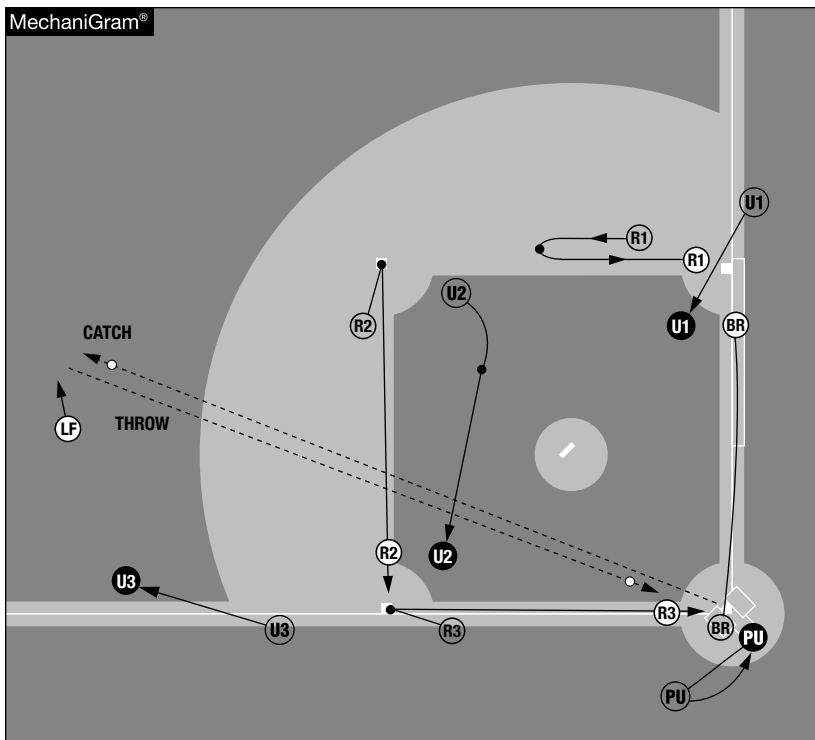




9.9.1 BASES LOADED



Fly Ball to Left Field: Catch, U3 Goes Out



Action on the field: Fly ball caught by the left fielder; U3 goes out; R3 tags up and advances toward the plate, drawing a throw there; R2 tags up and advances toward third base; R1 remains near first base.

Umpire responsibilities:

PU: Moves to a position to observe R3's tag up. PU retreats to the plate immediately for any play there.

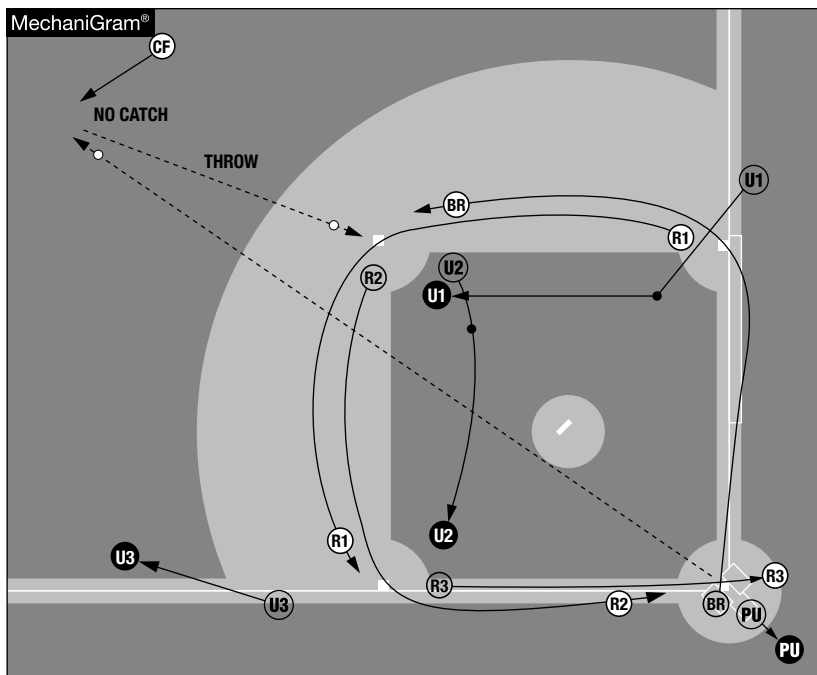
U1: Observes R1's tag up and has all plays involving R1 at first base.

U2: Retreats and observes R2's tag up. U2 has all plays at third base and plays on R1 at second base.

U3: Moves to the best position possible to view the catch/no catch.



Fly Ball to Center Field: No Catch, U3 Goes Out



Action on the field: Fly ball to center field, no catch; U3 goes out; R3 advances toward the plate; R2 advances toward the plate; R1 advances toward third base; the batter-runner advances toward second base, drawing a throw there

Umpire responsibilities:

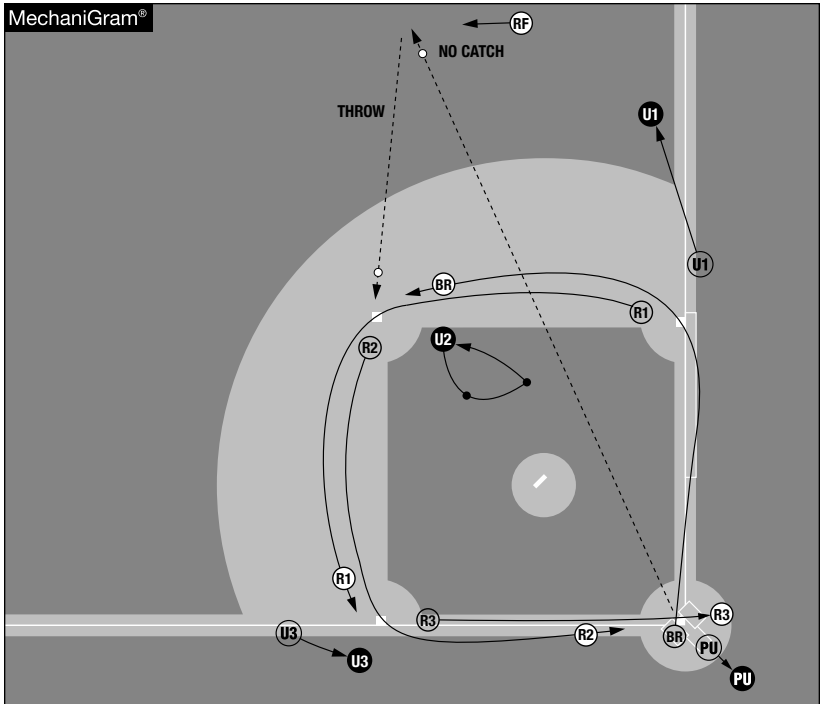
PU: Has R2's base touch of third and all touches and plays at the plate.

U1: Enters the infield, observes the base touch of the batter-runner at first base and has all plays on the batter-runner at first or second base. U1 is also responsible for any secondary play at second base.

U2: Observes base touches at second base and has any play there on R1. U2 also has all plays at third base.

U3: Moves to the best position possible to view the catch/no catch.

Fly Ball to Right Field: No Catch, U1 Goes Out



Action on the field: Fly ball to right-center field, no catch; U1 goes out; R3 advances toward the plate; R2 advances toward the plate; R1 advances toward third base; the batter-runner advances toward second base, drawing a throw there

Umpire responsibilities:

PU: Has all plays at the plate.

U1: Moves to the best position possible to view the catch/no catch.

U2: Has all plays at first and second base, including R1's tag up at first base and R2's tag up at second base if the ball is caught.

U3: Has all plays at third base, including R3's tag up at third base if the ball is caught.



SECTION 9.10

Runners on first and third

Infield Catch Coverage

The coverage is the same as with a runner on first base only (see 9.6.2), with U2 in the “Deep B” or “Deep C” position.

PU has catches:

1. By the pitcher moving in, left or right.
2. By the first and third basemen moving toward the plate.

U1 has catches:

1. By the first baseman moving back or toward the foul line.
2. By the second baseman moving back or toward first base.

U2 has catches

1. By the second baseman moving in or toward second base.
2. By the shortstop moving in or toward second base.
3. By the third baseman moving toward second base.
4. By the first baseman moving toward second base.
5. By the pitcher moving back.

U3 has catches:

1. By the third baseman moving back or toward the foul line.
2. By the shortstop moving back or toward third base.

Fair/Foul Coverage

The coverage is the same as with no runners on (see 9.5.4), with U2 in the “Deep B” or “Deep C” position.

PU: Has responsibility for balls up to first base and third base.

U1: Has responsibility for balls that hit first base or go beyond.

U2: Has no fair/foul responsibility.

U3: Has responsibility for balls that hit third base or go beyond.

Plays Within the Infield

The coverage is similar to plays with no runners on (see 9.5.5), with U2 in the “Deep B” or “Deep C” position.

PU: Moves toward first base to assist U1 if asked on swipe tag or pulled foot by the first baseman if there is no play on R3 at home.

U1: Moves into the best position to rule on plays at first base.



U2: Has all plays at second base.

U3: Observes and has all plays at third base.

Clean Hit to Outfield

The coverage is the same as with a runner on first base (see 9.6.3), with U2 in the "Deep B" or "Deep C" position.

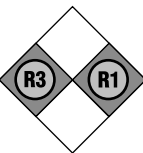
PU: Observes all touches at the plate and has all plays there.

U1: Observes the batter-runner's base touch at first base.

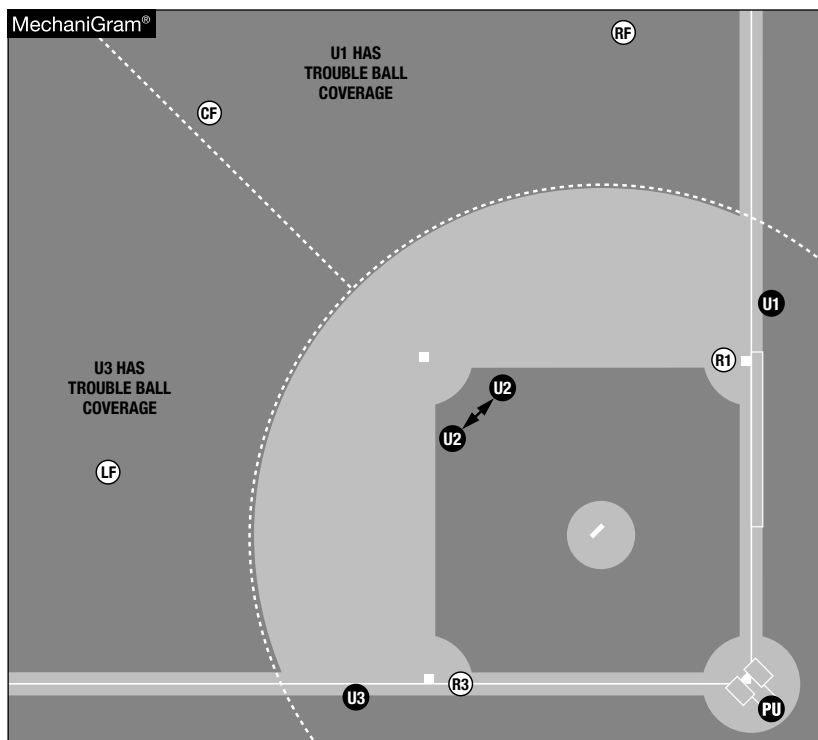
U2: Observes all base touches at second base and has all plays there.

U3: Observes all base touches at third and has all plays there.





Initial Positions and Outfield Coverage



Action on the field: No action

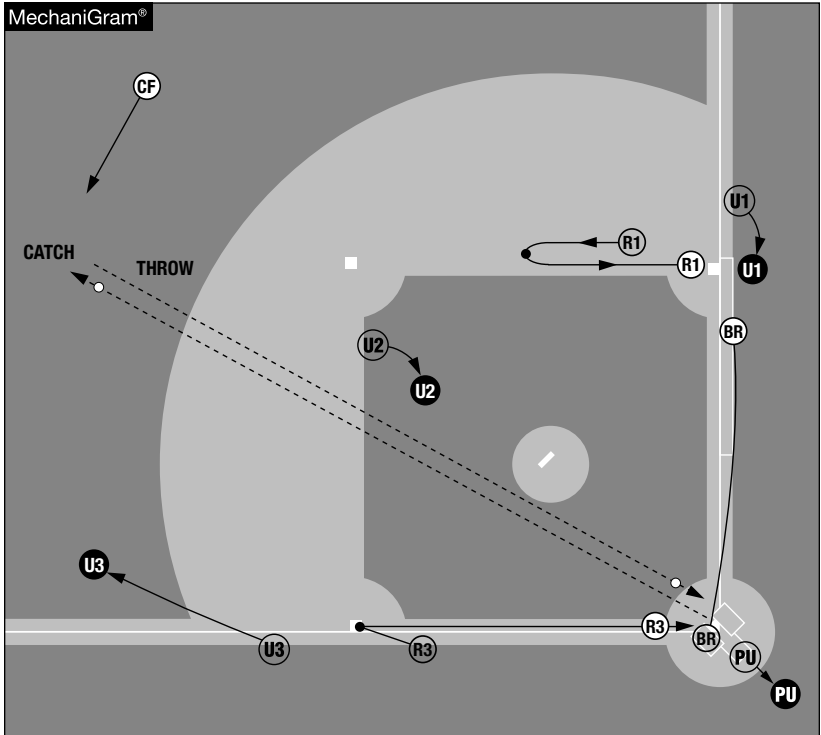
Umpire responsibilities: U1 is in the “A” position. U2 is in the “Deep B” or “Deep C” position, based on personal preference. U3 is in the “D” position.

U1: Has trouble balls from the center fielder straight in and straight back and when he moves toward right field. U1 also has all trouble balls to the right fielder.

U2: Has all routine fly balls from the left fielder going straight forward, straight back and to his left all the way to the right fielder going straight forward, straight back and to his right.

U3: Has all trouble balls with the center fielder going to his right and all trouble balls to the left fielder.

**Fly Ball to Left-Center Field:
Catch, U3 Goes Out**



Action on the field: Fly ball caught by the center fielder; U3 goes out; R3 tags up and advances toward the plate, drawing a throw there; R1 returns to first base

Umpire responsibilities:

PU: Moves to a position to observe R3's tag up. PU retreats to the plate immediately for all plays there.

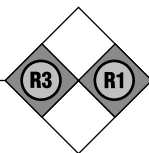
U1: Observes R1's tag up if applicable.

U2: Retreats and observes and has all plays at second and third base.

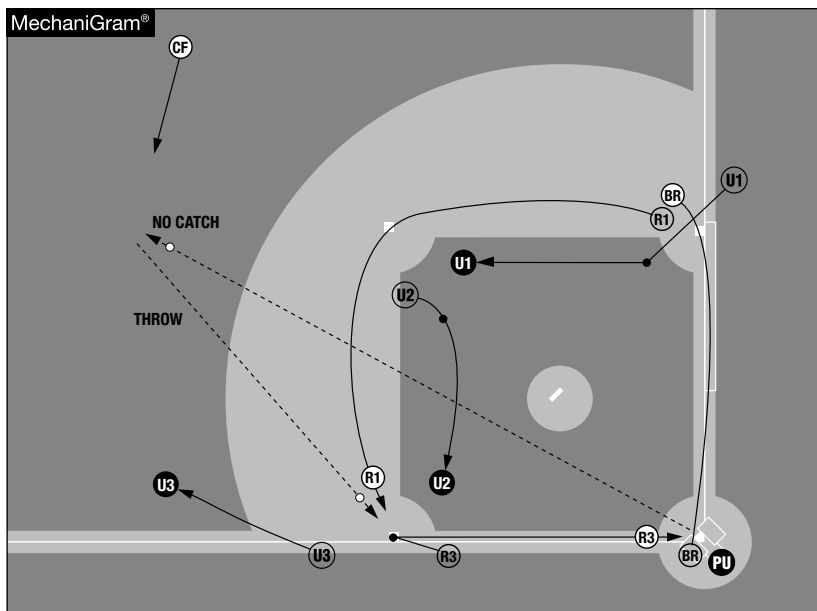
U3: Moves to the best position possible to view the catch/no catch.



9.10.3 RUNNERS ON FIRST AND THIRD



Fly Ball to Left-Center Field: No Catch, U3 Goes Out



Action on the field: Fly ball to left-center field, no catch; U3 goes out; R3, after going back to tag up, advances toward the plate; R1 advances toward third base and draws a throw there; the batter-runner rounds first base

Umpire responsibilities:

PU: Stays home, observes the plate touch of all runners. PU moves to a position to rule on all plays at the plate.

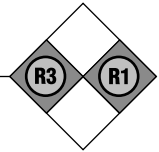
U1: Moves into the infield and observes the batter-runner's base touch at first and has all plays on the batter-runner at first and second base.

U2: Observes the base touches of R1 at second and third base and has all plays on R1 at second and third, plus the batter-runner at third base.

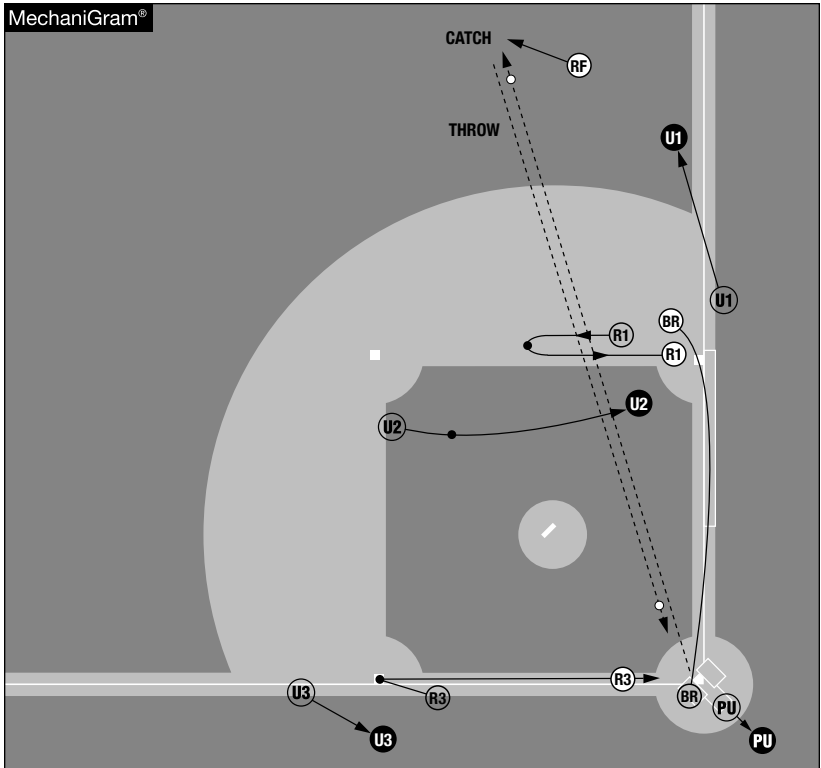
U3: Moves to the best position to view the catch/no catch.

Note: This coverage also applies to home runs.





Fly Ball to Right Field: Catch, U1 Goes Out



Action on the field: Fly ball caught by the right fielder; U1 goes out; R3 tags up and advances toward the plate, drawing a throw there; R1 remains near first base

Umpire responsibilities:

PU: Has all plays at the plate.

U1: Moves to the best position possible to view the catch/no catch.

U2: Retreats and observes R1's tag up. U2 has all plays at first and second base.

U3: Moves to a position to observe R3's tag up and has all plays at third base.



SECTION 9.11

Runner on second

Initial Positions and Outfield Coverage

The coverage is the same as with a runners on first base (see 9.6.1).

U1 is in the “A” position. U2 is in the “Deep B” or “Deep C” position, based on personal preference. U3 is in the “D” position.

U1: Has trouble balls from the center fielder straight in and straight back and when he moves toward right field. U1 also has all trouble balls to the right fielder.

U2: Has all routine fly balls from the left fielder going straight forward, straight back and to his left all the way to the right fielder going straight forward, straight back and to his right.

U3: Has all trouble balls with the center fielder going to his right and all trouble balls to the left fielder.

Infield Catch Coverage

The coverage is the same as with a runner on first base (see 9.6.2).

PU has catches:

1. By the pitcher moving in, left or right.
2. By the first and third basemen moving toward the plate.

U1 has catches:

1. By the first baseman moving back or toward the foul line.
2. By the second baseman moving back or toward first base.

U2 has catches

1. By the second baseman moving in or toward second base.
2. By the shortstop moving in or toward second base.
3. By the third baseman moving toward second base.
4. By the first baseman moving toward second base.
5. By the pitcher moving back.

U3 has catches:

1. By the third baseman moving back or toward the foul line.
2. By the shortstop moving back or toward third base.



Fair/Foul Coverage

The coverage is the same as with no runners on (see 9.5.4).

PU: Has responsibility for balls up to first base and third base.

U1: Has responsibility for balls that hit first base or go beyond.

U2: Has no fair/foul responsibility.

U3: Has responsibility for balls that hit third base or go beyond.

Plays Within the Infield

The coverage is similar to plays with no runner on (see 9.5.5).

PU: Moves toward first base to assist U1 if asked on swipe tag or pulled foot by the first baseman.

U1: Moves into the best position to rule on plays at first base.

U2: Has all plays at second base.

U3: Observes and has all plays at third base.

Clean Hit to Outfield

The coverage is the same as with a runner on first base (see 9.6.3).

PU: Observes all touches at the plate and has all plays there.

U1: Observes the batter-runner's base touch at first base.

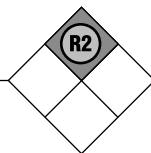
U2: Observes all base touches at second base and has all plays there.

U3: Observes all base touches at third and has all plays there.

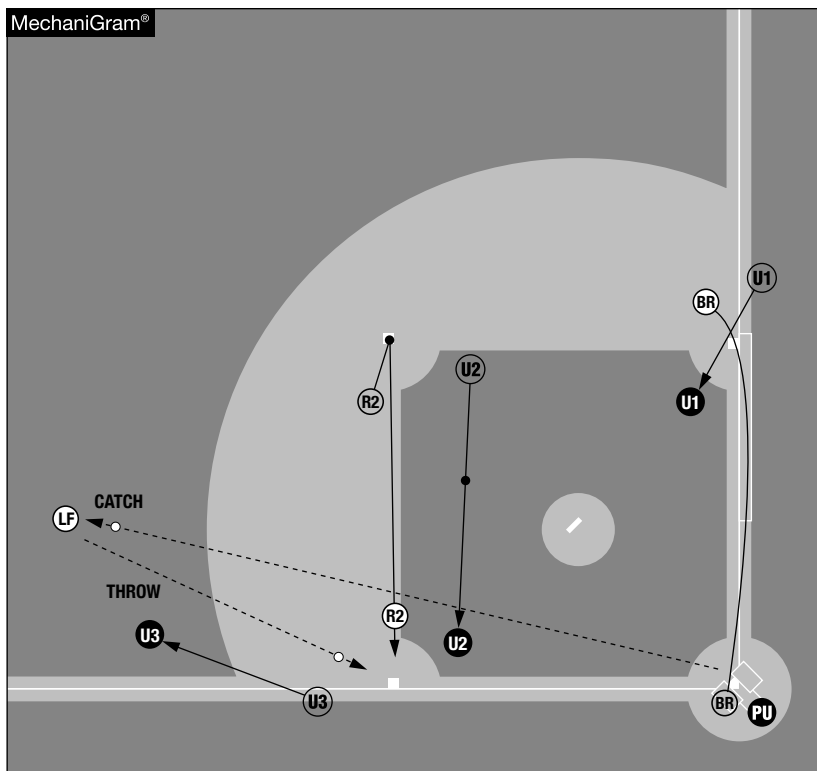




9.11.1 RUNNER ON SECOND



Fly Ball to Left Field: Catch, U3 Goes Out



Action on the field: Fly ball caught by the left fielder; U3 goes out; R2 tags up and advances toward third base, drawing a throw there

Umpire responsibilities:

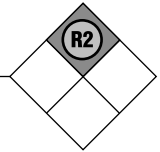
PU: Remains near the plate for all plays there.

U1: Observes the batter-runner at first base.

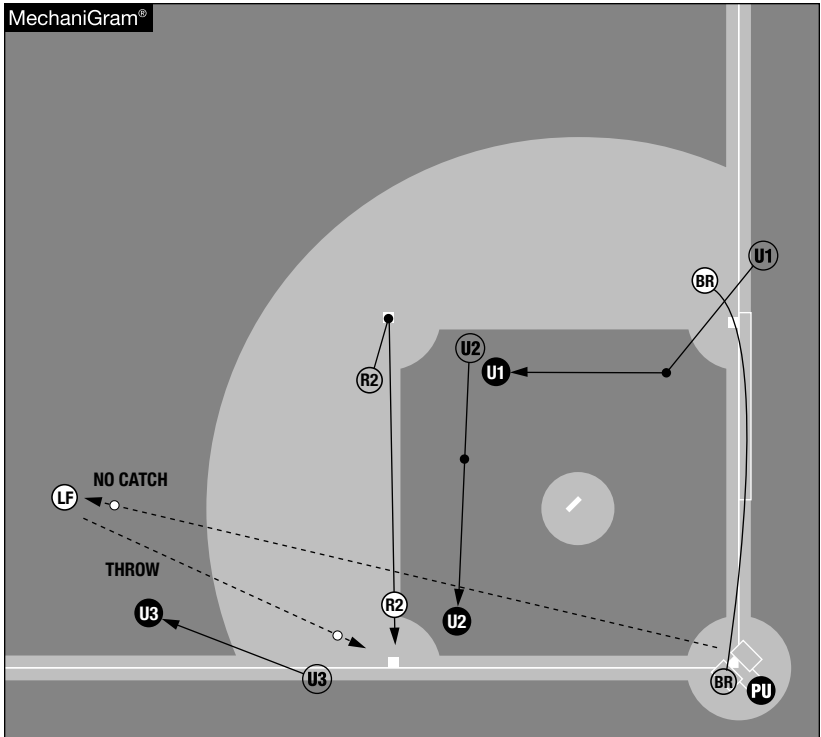
U2: Retreats and observes R2's tag up and has all plays at second and third base.

U3: Moves to the best position possible to view the catch.





**Fly Ball to Left Field:
No Catch, U3 Goes Out**



Action on the field: Fly ball to left field, no catch; U3 goes out; R2, anticipating possible catch, tags up and advances toward third base, drawing a throw there, BR advances toward second

Umpire responsibilities:

PU: Remains near the plate for all plays there.

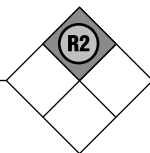
U1: Moves into the infield to prepare for possible plays on the batter-runner at first or second base.

U2: Retreats and observes R2's tag up and goes to third base when R2 advances.

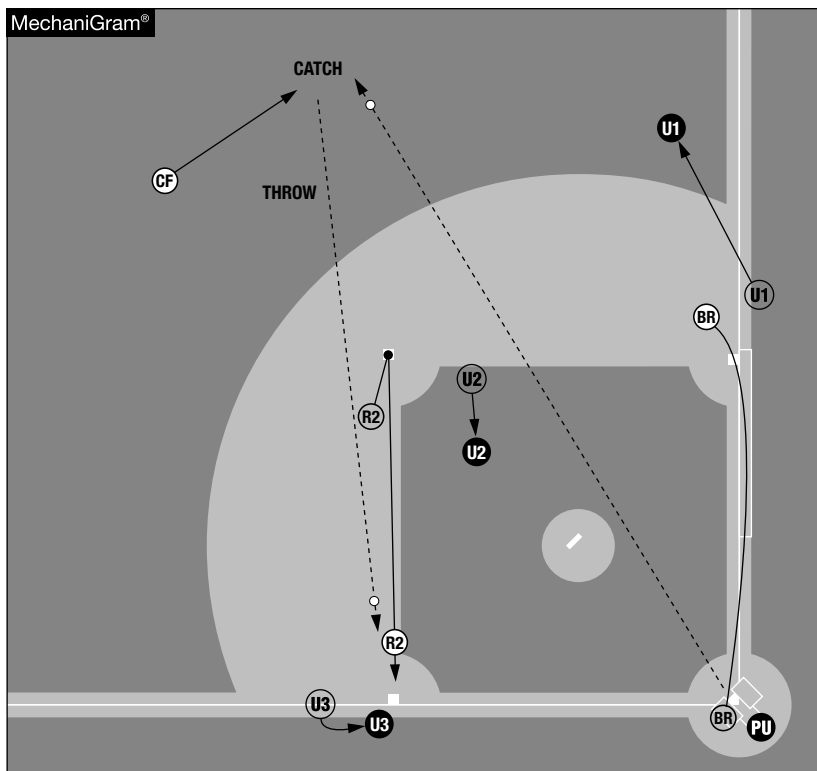
U3: Moves to the best position possible to view the catch/no-catch.



9.11.3 RUNNER ON SECOND



Fly Ball to Right-Center Field: Catch, U1 Goes Out



Action on the field: Fly ball caught by the center fielder in right-center field; U1 goes out; R2 tags up and advances toward third base, drawing a throw there

Umpire responsibilities:

PU: Remains near the plate and has any play there.

U1: Moves to the best position possible to view the catch/no catch.

U2: Observes R2's tag up and has all plays at first and second base.

U3: Has all plays at third base.





SECTION 9.12

Runners on second and third

Initial Positions and Outfield Coverage

The coverage is the same as with a runner on first base (see 9.6.1). U1 is in the “A” position. U2 is in the “Deep B” or “Deep C” position, based on personal preference. U3 is in the “D” position.

U1: Has trouble balls from the center fielder straight in and straight back and when he moves toward right field. U1 also has all trouble balls to the right fielder.

U2: Has all routine fly balls from the left fielder going straight forward, straight back and to his left all the way to the right fielder going straight forward, straight back and to his right.

U3: Has all trouble balls with the center fielder going to his right and all trouble balls to the left fielder.

Infield Catch Coverage

The coverage is the same as with a runner on first base (see 9.6.2).

PU has catches:

1. By the pitcher moving in, left or right.
2. By the first and third basemen moving toward the plate.

U1 has catches:

1. By the first baseman moving back or toward the foul line.
2. By the second baseman moving back or toward first base.

U2 has catches:

1. By the second baseman moving in or toward second base.
2. By the shortstop moving in or toward second base.
3. By the third baseman moving toward second base.
4. By the first baseman moving toward second base.
5. By the pitcher moving back.

U3 has catches:

1. By the third baseman moving back or toward the foul line.
2. By the shortstop moving back or toward third base.

Fair/Foul Coverage

The coverage is the same as with no runners on (see 9.5.4).

PU: Responsible for balls up to first base and third base.

U1: Responsible for balls that hit first base or go beyond.

U2: Has no fair/foul responsibility.

U3: Responsible for balls that hit third base or go beyond.

Plays Within the Infield

The coverage is similar to plays with no runner on (see 9.5.5).

PU: Moves toward first base to assist U1 if asked on swipe tag or pulled foot by the first baseman if there is no play on R3 at home.

U1: Moves into the best position to rule on plays at first base.

U2: Has all plays at second base.

U3: Observes and has all plays at third base.

Clean Hit to Outfield

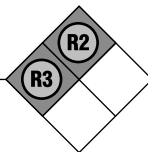
The coverage is the same as with a runner on first base (see 9.6.3).

PU: Observes all touches at the plate and has all plays there.

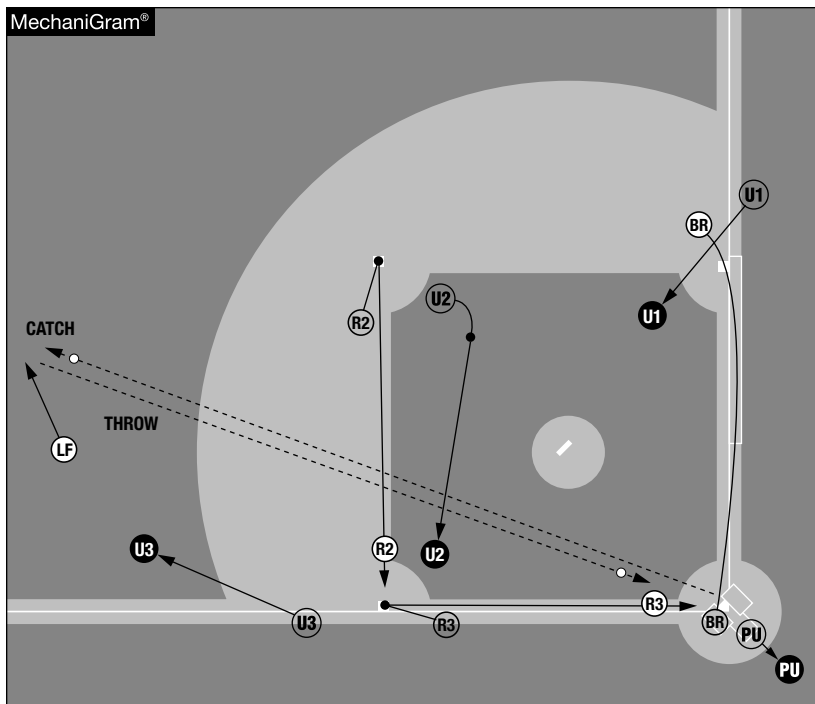
U1: Observes the batter-runner's base touch at first base.

U2: Observes all base touches at second base and has all plays there.

U3: Observes all base touches at third and has all plays there.



Fly Ball to Left Field: Catch, U3 Goes Out



Action on the field: Fly ball caught by the left fielder; U3 goes out; R3 tags up and advances toward the plate, drawing a throw there; R2 tags up and advances toward third base

Umpire responsibilities:

PU: Moves to a position to observe R3's tag up. PU immediately returns to the plate for all plays there.

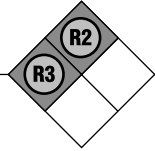
U1: Enters the infield immediately and has all plays at first and second base on the batter-runner.

U2: Retreats and observes R2's tag up if applicable. U2 has all plays at second and third base on R2.

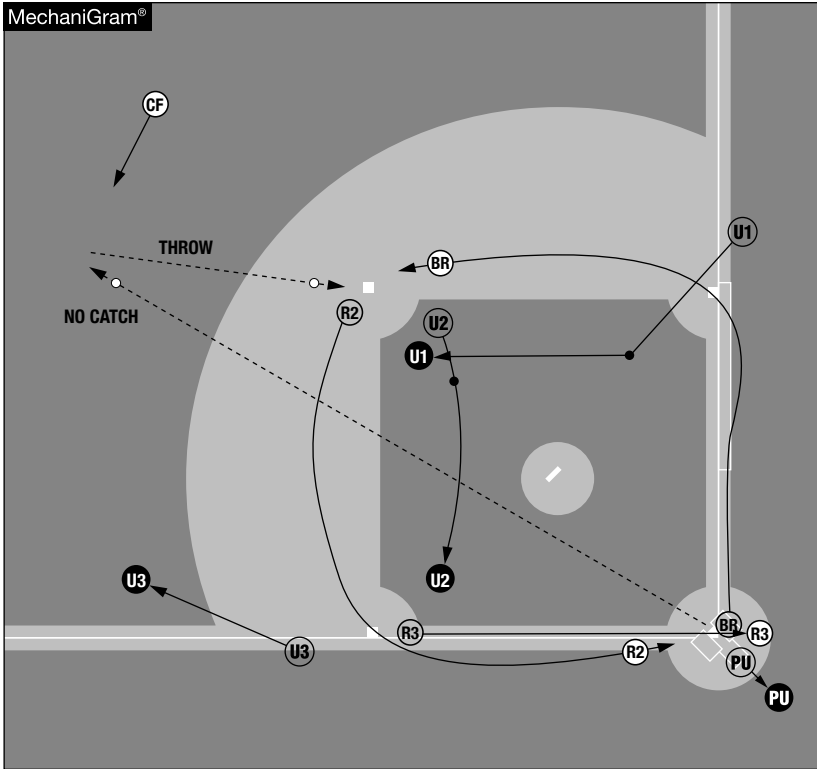
U3: Moves to the best position possible to view the catch/no catch.



9.12.2 RUNNERS ON SECOND AND THIRD



Fly Ball to Left Field: No Catch, U3 Goes Out



Action on the field: Fly ball to left-center field, no catch; U3 goes out; R3 advances toward the plate; R2 advances toward the plate; the batter-runner advances toward second base, drawing a throw there

Umpire responsibilities:

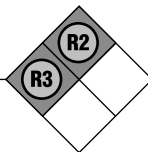
PU: Observes R3's tag up and returns to the plate for all plays there.

U1: Has all touches and plays on the batter-runner at first and second base.

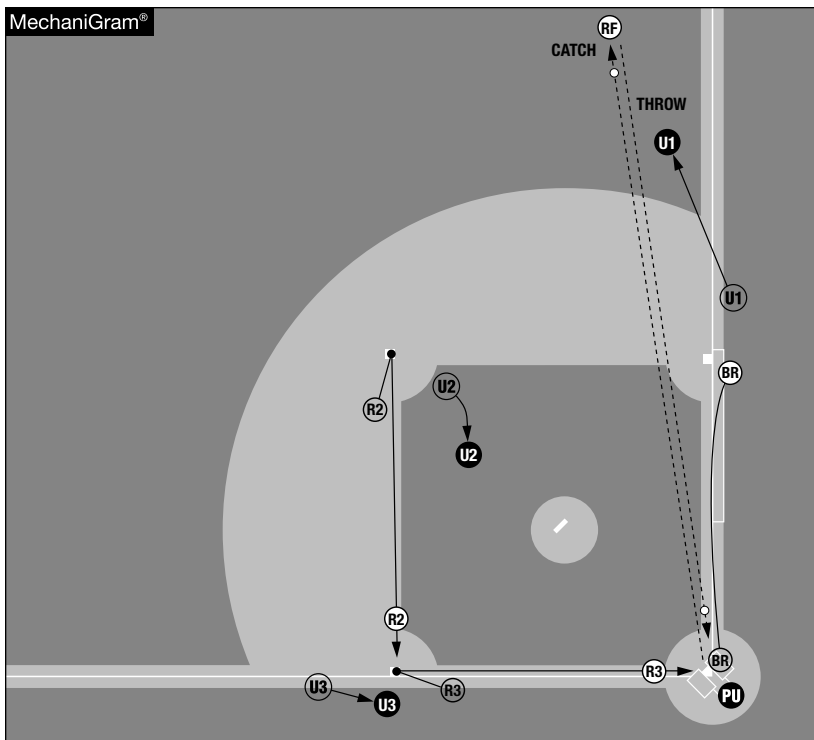
U2: Has all plays on R2 and R3 at second and third base.

U3: Moves to the best possible position to view the catch/no catch.





Fly Ball to Right Field: Catch, U1 Goes Out



Action on the field: Fly ball caught by the right fielder; U1 goes out; R3 tags up and advances toward the plate, drawing a throw there; R2 tags up and advances toward third base

Umpire responsibilities:

PU: Has all plays at the plate.

U1: Moves to the best position possible to view the catch/no catch.

U2: Retreats and observes R2's tag up and has all plays at first and second base.

U3: Moves into position to observe R3's tag up and has all plays at third base.





SECTION 9.13

Runner on third

Initial Positions

The coverage is similar to no runners on (see 9.5.1).

U1: Starts in the “A” position.

U2: Starts in shallow left-center field. With less than two outs, U2 must be able to get to third base for any throws back to third when U3 goes out or any plays at first base if U1 goes out.

U3: Starts in the “D” position.

Infield Catch Coverage

The coverage is the same as no runners on (see 9.5.3), with U2 in shallow left-center field.

PU has catches:

1. By the pitcher moving in, left or right.
2. By the first and third basemen moving in.

U1 has catches:

1. By the second baseman moving in or toward first base.
2. By the first baseman moving out or toward first base.
3. By the pitcher moving back.

U2 has catches:

1. By the second baseman moving out or toward second base.
2. By the shortstop moving out or toward second base.
3. By the first baseman moving right.
4. By the third baseman moving left.

U3 has catches:

1. By the shortstop moving in or toward third base.
2. By the third baseman moving out or toward third base.

Fair/Foul Coverage

The coverage is the same as no runners on (see 9.5.4), with U2 in shallow left-center field.

PU: Has responsibility for balls up to first base and third base.

U1: Has responsibility for balls that hit first base or go beyond.

U2: Has no fair/foul responsibility.

U3: Has responsibility for balls that hit third base or go beyond.



Plays Within the Infield

The coverage is the same as no runners on (see 9.5.5), with U2 in shallow left-center field.

PU: Moves toward first base to assist U1 if asked on swipe tag or pulled foot by the first baseman if there is no play on R3 at home.

U1: Moves into the best position to rule on plays at first base.

U2: Moves toward second base.

U3: Observes.

Clean Hit to the Outfield

The coverage is the same as no runners on (see 9.5.6), with U2 in shallow left-center field.

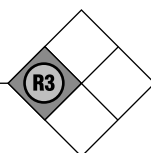
PU: Observes and has all plays at the plate.

U1: Observes the batter-runner touch first base.

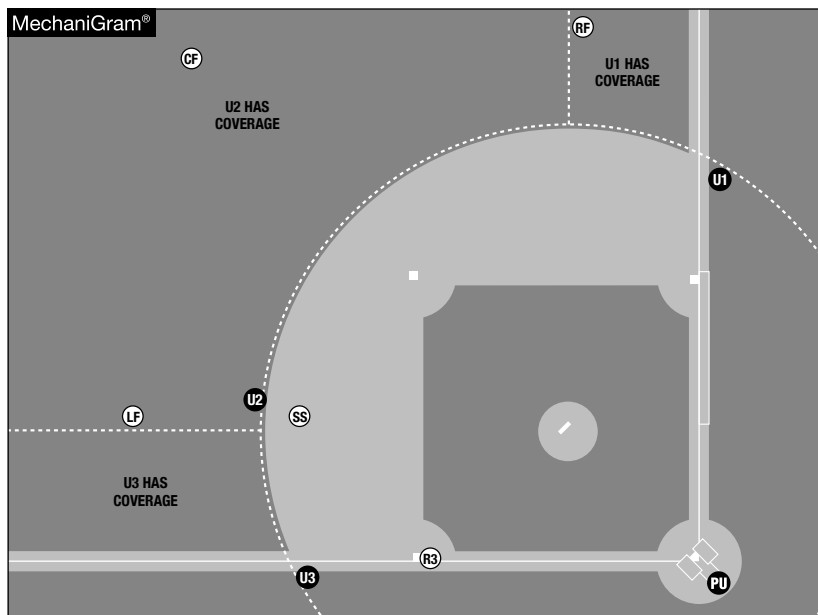
U2: Moves toward second base and prepares for all plays on the batter-runner at second base.

U3: Observes and has all plays at third base.





Initial Positions



Action on the field: No action

Umpire responsibilities:

U1: Starts in the “A” position. Responsible for outfield catches when the right fielder goes straight forward, straight back or moves towards the foul line.

U2: Starts in the outfield (shallow left-center field w/ less than 2 outs) and will now go out on any trouble fly ball that takes the left fielder straight forward, straight back or to his left and all the way over to the right fielder who goes to his right. U2 is the “quarterback” when reading fly balls in this scenario. Anytime a ball is hit in a gray area, U2 will dictate coverage by either going out or coming into the infield.

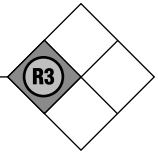
U3: Starts in the “C” position. Responsible for outfield catches when the left fielder moves towards the foul line.

Point of Emphasis

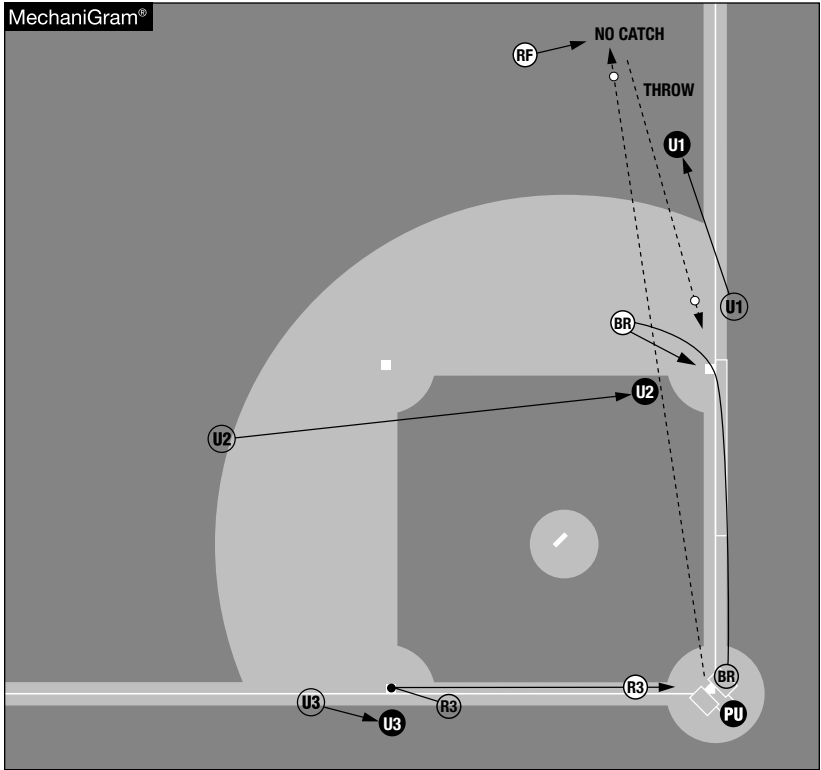
U2 will no longer shift over toward third base with less than two outs. In this situation, U2 is required to be on the left-field side of second base. Utilizing this new mechanic, U2 will retain his normal coverage of having all trouble balls in the outfield “in the V” from left to right field. Additionally, U2 will be in better position to take a batter-runner back to first base should U1 go out. U2 should always remain over the shortstop’s inside (left) shoulder closest to second base to help with all line-drive coverage.



9.13.2 RUNNER ON THIRD



Fly Ball to Right Field: No Catch, U1 Goes Out



Action on the field: Fly ball to right field, no catch; U1 goes out; R3, after going back to tag up, advances toward the plate; the batter-runner rounds first base and returns, drawing a throw there

Umpire responsibilities:

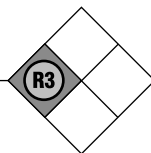
PU: Has all plays at the plate.

U1: Moves to a position to best view the catch/no catch.

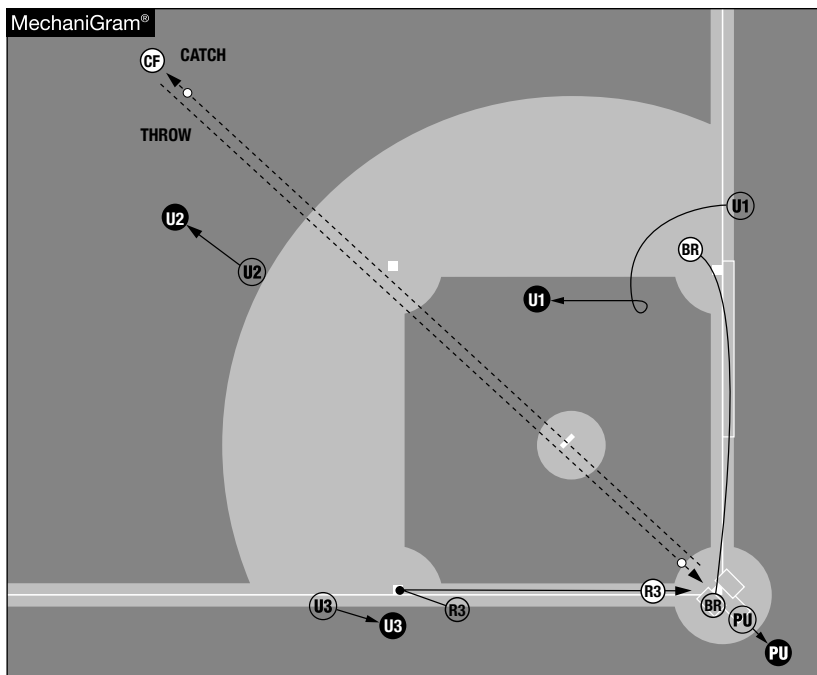
U2: Moves into the infield at second base. U2 has all plays at first and second base.

U3: Observes R3's tag up and has all plays at third base.





Fly Ball to Center Field: Catch, U2 Goes Out



Action on the field: Fly ball caught by the center fielder; U2 goes out; R3 tags up and advances toward the plate, drawing a throw there

Umpire responsibilities:

PU: Stays home, observes the plate touch of all runners. PU moves to a position to rule on all plays at the plate.

U1: Observes the batter-runner's touch of first and takes the batter-runner into second.

U2: Moves to a position to best view the catch/no catch.

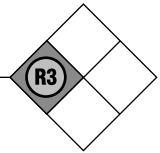
U3: Lines up the tag of R3 and has the throw back at third base.

Point of Emphasis

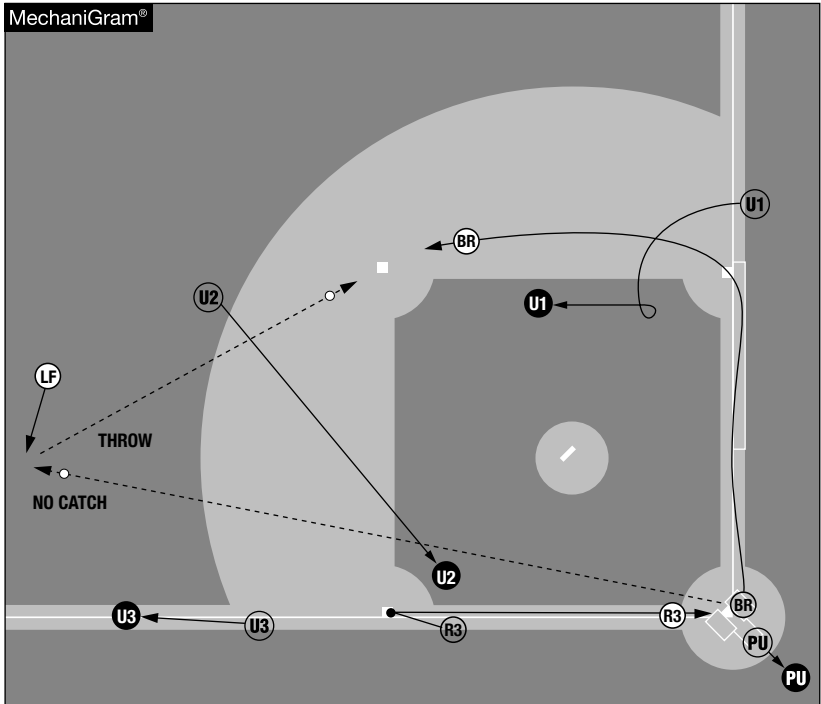
With a runner on third base only, less than 2 outs and U2 goes out, U1 will take the batter-runner to second base allowing U3 to remain at third and lineup the tag. With two outs and U2 going out, U3 will come across the diamond and be responsible for any play that may develop at either second or third base.



9.13.4 RUNNER ON THIRD



Fly Ball to Left Field: No Catch, U3 Goes Out



Action on the field: Fly ball to left field, no catch; U3 goes out; R3, after tagging up, advances toward the plate; the batter-runner advances toward second base, drawing a throw there

Umpire responsibilities:

PU: Moves to a position to observe R3's potential tag up. PU observes R3's touch of the plate and remains at the plate for any potential play there on the batter-runner.

U1: Observes the batter-runner's touch of first and takes the batter-runner into second.

U2: Enters the infield immediately and moves into position to cover any play at third base.

U3: Moves to a position to best view the catch/no catch.





Section 10

Mechanics for a Crew of Six Umpires



Mechanics for Six Umpires

10.1 Basic Principles

1. Extra outfield coverage. Having two outfield umpires allows many tough outfield calls to be viewed by two umpires. Remember, one is primary, one is secondary.
2. The second-base umpire can help guide the crew. With U2's position in the middle of the field, U2 can act as "traffic cop" and aid communication before each play.
3. Know four-umpire mechanics. You must have a complete understanding of four-umpire mechanics to work with six umpires.

Two Additional Positions

"ULF" stands for "umpire: left field": Positioned approximately 100 feet behind third base in fair territory.

"URF" stands for "umpire: right field": Positioned approximately 100 feet behind first base in fair territory.

10.2 Balk Concentration

The coverage is the same as with four umpires (ULF and URF have no responsibility). See 9.2 for a breakdown of responsibilities.

10.3 Umpire Responsibilities

- A. With no runners on base and a ground ball to the infield, the right-field umpire moves towards foul territory in case the ball is overthrown at first base. URF watches for possible spectator interference and/or the ball going out of play..
- B. When U2 goes out, the line umpire on the side the ball is hit also drifts to the outfield in that direction.



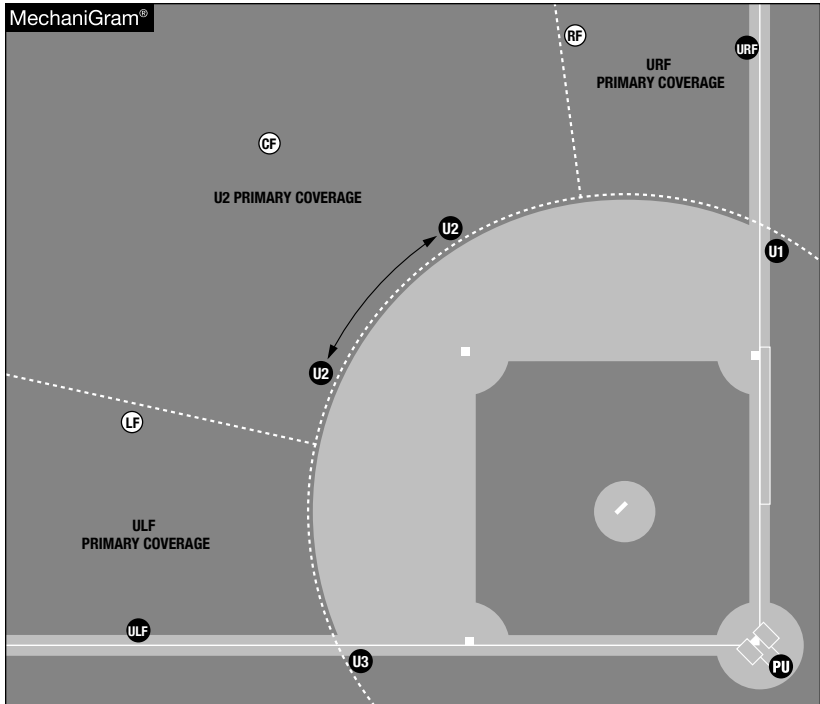
- C. Umpires continue to rotate according to the CCA Mechanics manual. The only time PU rotates to third base is with no runners on base and U2 goes out. In all other cases, PU stays home. Line umpires do not rotate to cover a base.
- D. With runners on base and U2 on the inside:
1. Both line umpires go out in the direction the ball is hit. For example, if the ball is hit to right-center field, URF goes in the direction of the ball. ULF also moves in the direction of the ball in the case the fielder turns toward left field (and away from URF).
 2. If the ball is hit to straight center field, both line umpires go out, and whichever side the ball is caught, that umpire has the call. Line umpires should make eye contact with each other before making the decision, if possible.
- E. Fair-Foul calls: Fair and foul balls are handled in a manner that the U1 and U3 will have all fair/foul ball calls on a ball that ends up going beyond their respective base. The line umpires call fair/foul only on balls that land behind them.





10.4.1 NO RUNNERS ON BASE OR RUNNER ON THIRD BASE ONLY

Initial Positions and Outfield Coverage



Action on the field: No action

Umpire responsibilities: U1 is in the “A” position. U2 is in the either shallow left-center or shallow right-center field. U3 is in the “D” position. ULF is in the “LF” position in fair territory. URF is in the “RF” position in fair territory.

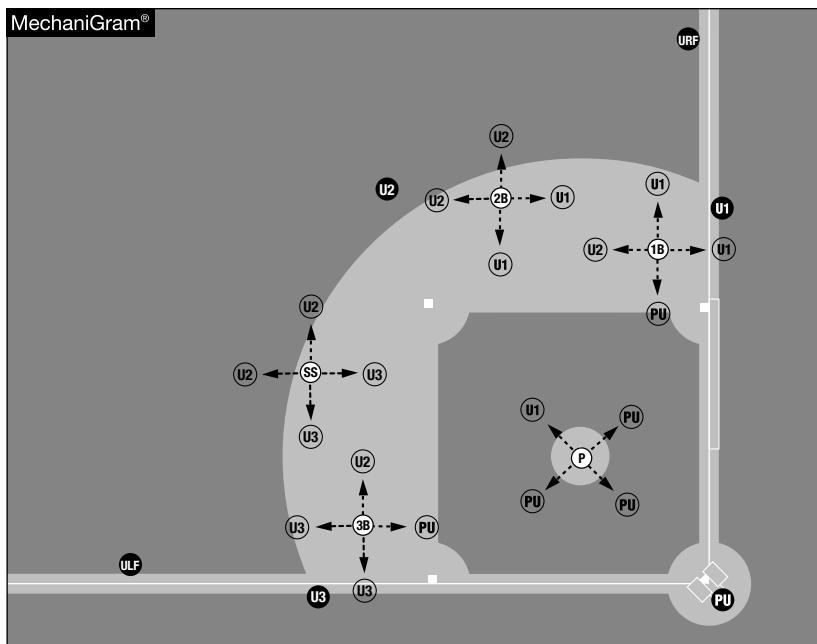
U2: Dictates coverage. Has the left fielder moving to his left, the right fielder moving to his right and all fly balls in between.

URF: Has the right fielder moving straight in, straight back and toward the right-field foul line.

ULF: Has the left fielder moving straight in, straight back and toward the left-field foul line.



Infield Catch Coverage



Action on the field: No action

Umpire responsibilities:

PU has catches:

1. By the pitcher moving in, left or right.
2. By the first and third basemen moving in.

U1 has catches:

1. By the second baseman moving in or toward first base.
2. By the first baseman moving out or toward first base.
3. By the pitcher moving back.

U2 has catches:

1. By the second baseman moving out or toward second base.
2. By the shortstop moving out or toward second base.
3. By the first baseman moving toward second base.
4. By the third baseman moving toward second base.

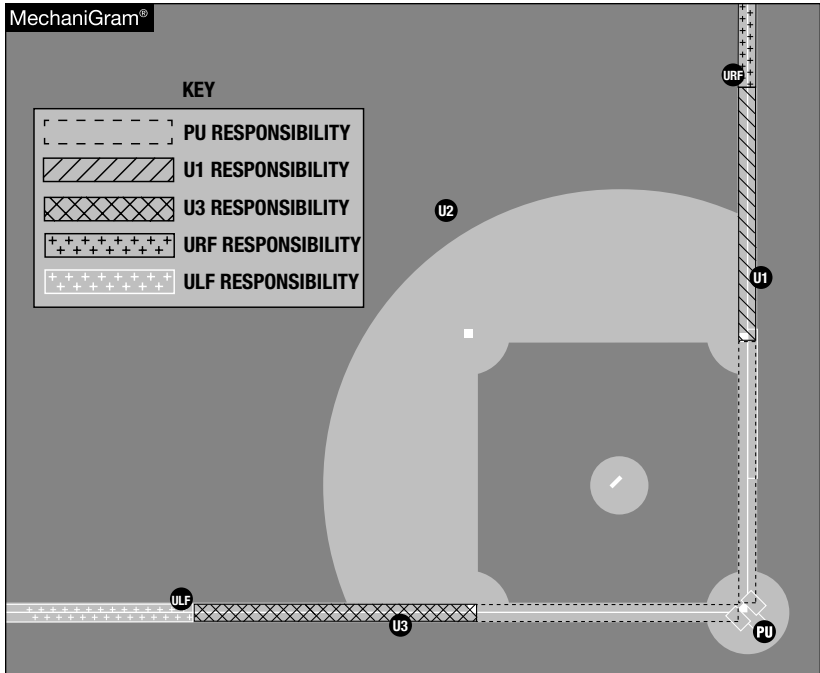
U3 has catches:

1. By the shortstop moving in or toward third base.
2. By the third baseman moving out or toward third base.



10.4.3 NO RUNNERS ON BASE OR RUNNER ON THIRD BASE ONLY

Fair/Foul Coverage



Action on the field: No action

Umpire responsibilities:

PU: Responsible for balls up to first base and third base.

U1: Responsible for balls that hit first base, are in the area between first base and URF or are fielded above first base.

U2: Has no fair-foul responsibility.

U3: Responsible for balls that hit third base, are in the area between third base and ULF or are fielded above third base.

ULF: Responsible for balls past ULF in the outfield.

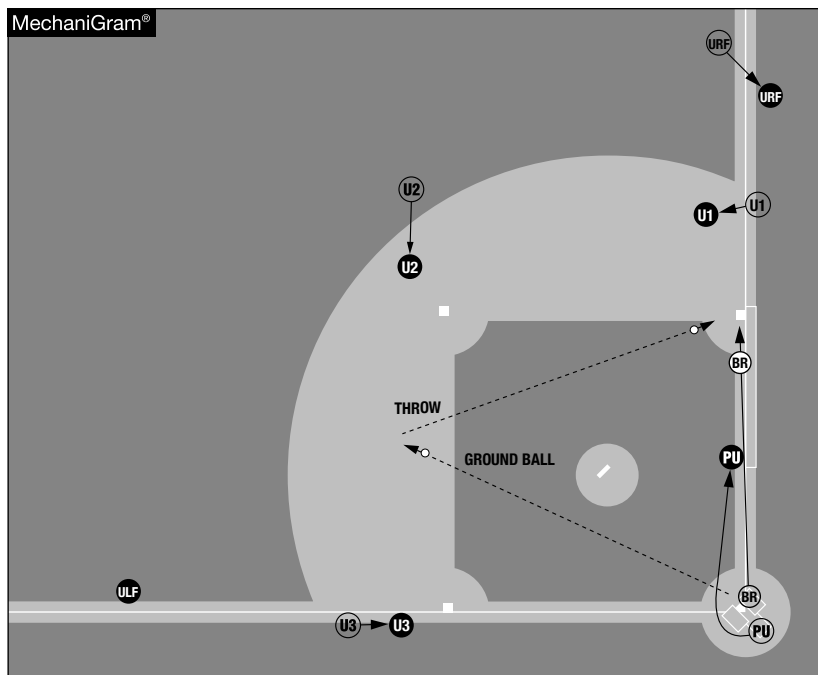
URF: Responsible for balls past URF in the outfield.





10.4.4 NO RUNNERS ON BASE OR RUNNER ON THIRD BASE ONLY

Plays Within the Infield



Action on the field: Ground ball to the shortstop, who throws to first base.

Umpire responsibilities:

PU: Moves toward first base to assist U1 if asked on swipe tag or pulled foot by the first baseman.

U1: Moves into the best position to rule on plays at first base.

U2: Moves toward second base. It is acceptable for U2 to take the play from the outfield side of second base.

U3: Observes.

URF: Moves toward the out-of-play area to assist on possible overthrow.

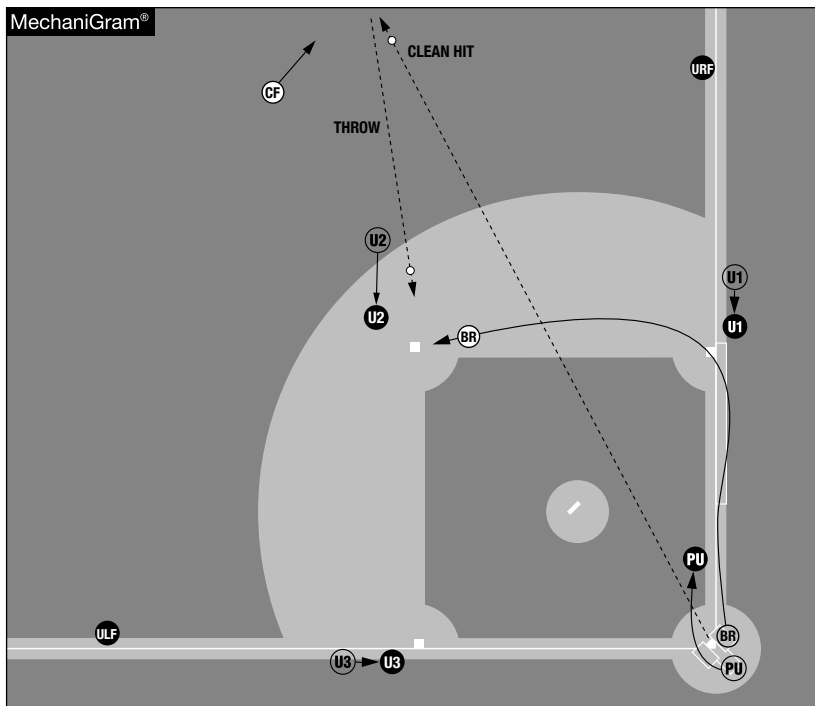
ULF: Observes.





10.4.5 NO RUNNERS ON BASE OR RUNNER ON THIRD BASE ONLY

Clean Hit to the Outfield



Action on the field: No runners on, clean hit to right-center field; batter-runner advances toward second base, drawing a throw there

Umpire responsibilities:

PU: Observes and has all plays at the plate.

U1: Observes the batter-runner touch first base.

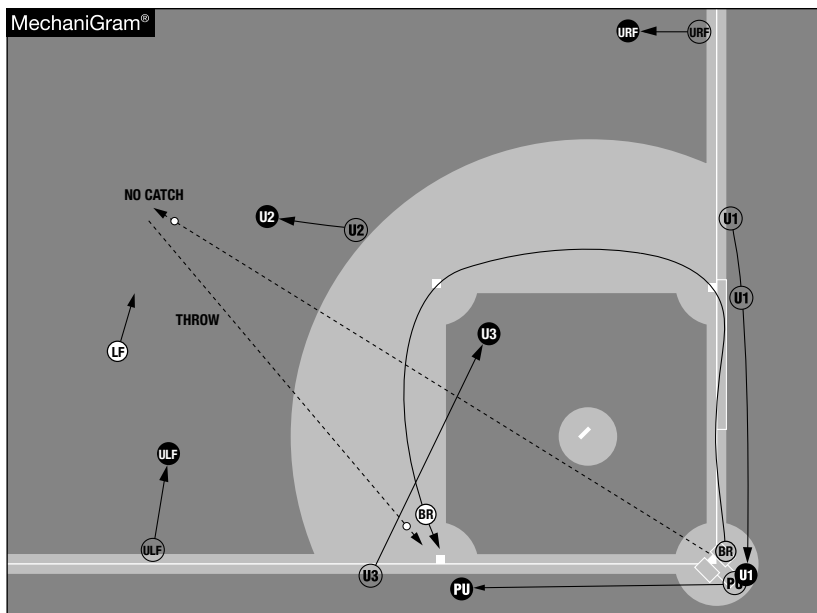
U2: Moves toward second base and prepares for all plays on the batter-runner at second base. It is acceptable for U2 to take the play from the outfield side of second base.

U3: Observes and has all plays at third base.

ULF and URF: Observe.



**Base Hit to the Outfield;
U2 Goes Out**



Action on the field: No runners on, fly ball to left-center field, no catch; the batter-runner advances toward third base and draws a throw there

Umpire responsibilities:

PU: Moves toward third base and has any play there on the batter-runner.

U1: Observes the base touch at first base and has any play there on the batter-runner. If the batter-runner commits to third base, U1 rotates to the plate for any play there on the batter-runner.

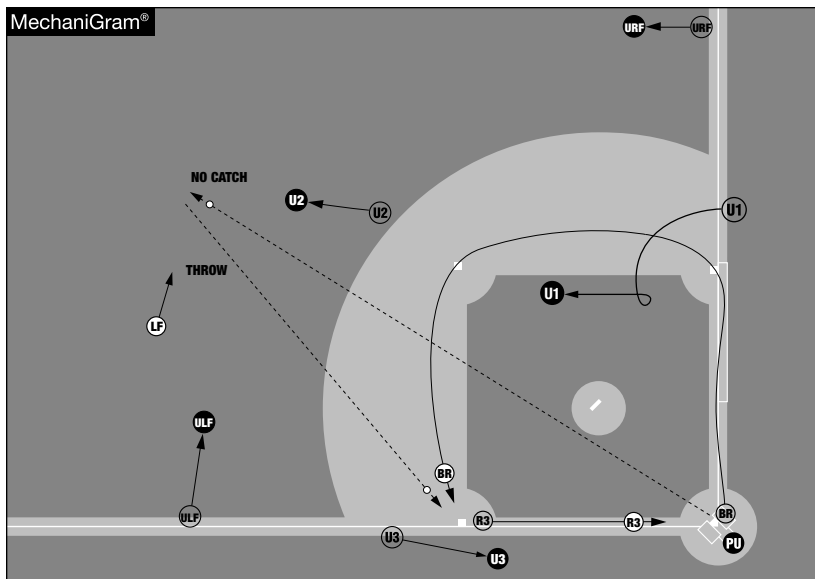
U2 and ULF: Move to a position to best view the catch/no catch (U2 has primary coverage, ULF has secondary coverage).

U3: Has all plays at second base and observes the base touch there.

URF: Observes.

Note: This coverage also applies to home runs.

**Base Hit to the Outfield;
U2 Goes Out**



Action on the field: Runner on third base only, fly ball hit to right-center field, no catch; R3 scores and the batter-runner advances toward third base and draws a throw there

Umpire responsibilities:

PU: Observes R3 tagging at third and returns to the plate for any possible play there.

U1: Observes the batter-runner's touch of first and second bases and calls any plays at those bases.

U2 and ULF: Move to a position to best view the catch/no catch (U2 has primary coverage, ULF has secondary coverage).

U3: Stays at third base and lines up the tag. Also has any throw back at third base.

URF: Observes.

Note: This coverage also applies to home runs.



SECTION 10.5

All other runner combinations

Infield Catch Coverage

The coverage is similar to no runners on or runner on third only (see 10.4.2), with U2 in the “Deep B” or “Deep C” position.

PU has catches:

1. By the pitcher moving in, left or right.
2. By the first and third basemen moving in.

U1 has catches:

1. By the second baseman moving in or toward first base.
2. By the first baseman moving out or toward first base.
3. By the pitcher moving back.

U2 has catches:

1. By the second baseman moving out or toward second base.
2. By the shortstop moving out or toward second base.
3. By the first baseman moving toward second base.
4. By the third baseman moving toward second base.

U3 has catches:

1. By the shortstop moving in or toward third base.
2. By the third baseman moving out or toward third base.

Fair / Foul Coverage

The coverage is the same as no runners on or runner on third only (see 10.4.3), with U2 in the “Deep B” or “Deep C” position.

PU: Responsible for balls up to first base and third base.

U1: Responsible for balls that hit first base, are fielded above first base or hits between U1 and URF.

U2: Has no fair/foul responsibility.

U3: Responsible for balls that hit third base, are fielded above third base or hits between U3 and ULF.

ULF: Responsible for balls past ULF in the outfield.

URF: Responsible for balls past URF in the outfield.



Plays Within the Infield

The coverage is similar to no runners on or runner on third only (see 10.4.4), with U2 in the “Deep B” or “Deep C” position.

PU: Moves toward first base to assist U1 if asked on swipe tag or pulled foot by the first baseman.

U1: Moves into the best position to rule on plays at first base.

U2: Has all plays at second base.

U3: Observes.

URF: Moves toward the out-of-play area to assist on possible overthrow.

ULF: Observes.

Clean Hit to the Outfield

The coverage is similar to no runners on or runner on third only (see 10.4.5), with U2 in the “Deep B” or “Deep C” position.

PU: Observes and has all plays at the plate.

U1: Observes the batter-runner touch first base.

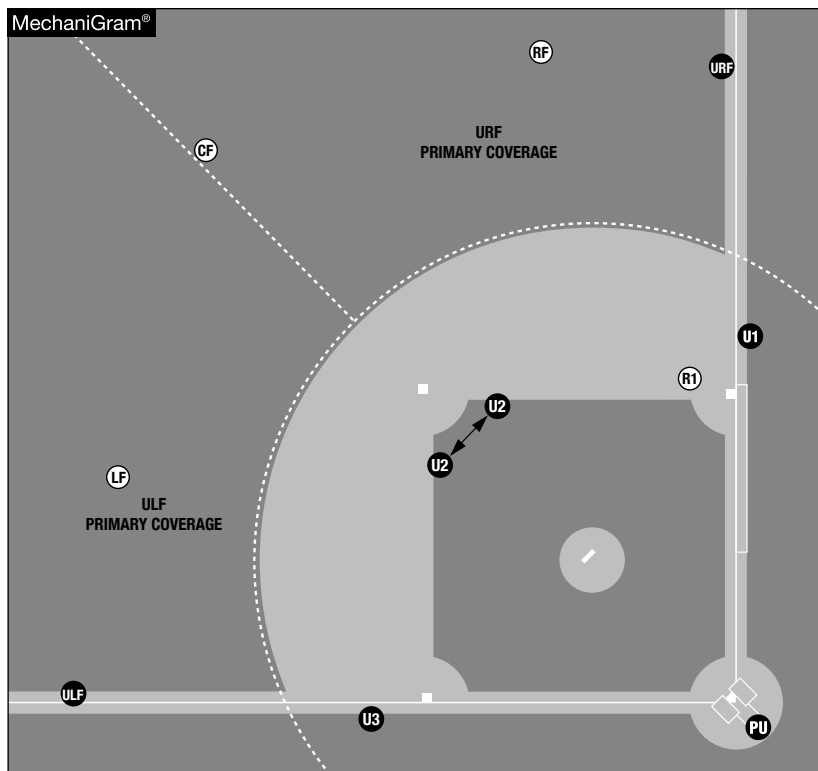
U2: Observes R1’s and the batter-runner’s touch at second base and has all plays there.

U3: Observes and has all plays at third base.

ULF and URF: Observe.



Initial Positions and Outfield Coverage




Action on the field: No action

Umpire responsibilities: U1 is in the “A” position. U2 is in the “Deep B” or “Deep C” position, based on personal preference. U3 is in the “D” position. ULF is in the “LF” position. URF is in the “RF” position.

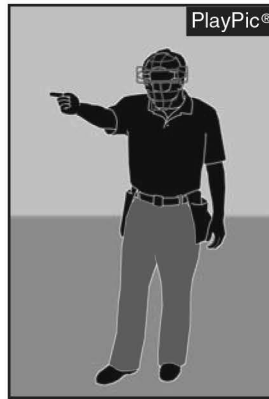
URF: Dictates outfield coverage and has the center fielder straight in and straight back. URF also has all balls to the right fielder.

ULF: Has the center fielder moving toward the left-field foul line and has all balls to the left fielder.


Signal Chart



Do not pitch; ball is dead



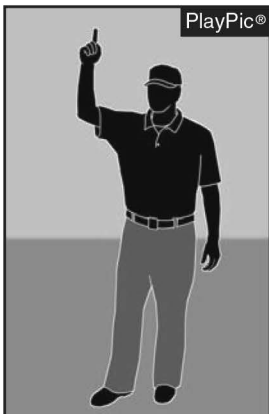
Play



Strike



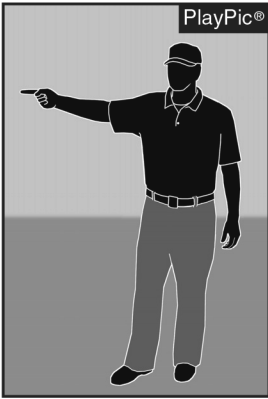
Foul tip



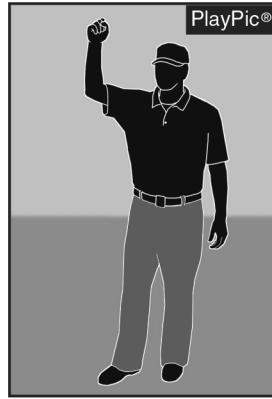
Infield fly



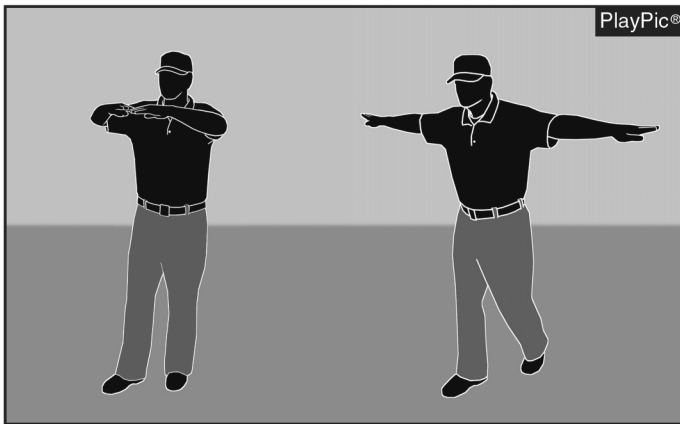
Time out or dead ball



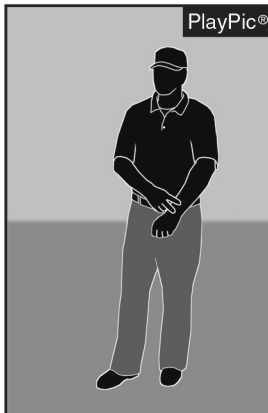
Fair ball




Out



Safe



Time play



Double Tag Rotation