

# Railway Products

## Black Jack Electric

**Application:** Lifting and power supply units into a single piece of equipment that is maneuverable and ergonomic.

**Type:** Electric Jack

**Configurations:** 13" to 24"

**Capacity:** 40 to 100 tons

**Accessory sizing available:** 60 and 100 tons



## Draft Gear Compressor

**Application:** Use for the safe removal and installation of a railcar draft rear of E, F, or rotary type couplers.

**Adapters Keys:** E, F, and Rotary Keys




## Pin Release Tool

**Application:** Designed to aid in the safe and fast removal and installation of gagging pins by simultaneously depressing both friction castings from a single cylinder.




## Friction Shoe Press

**Application:** A precise, flexible, and maneuverable tool to aid in the safe removal and installation of both friction shoe retaining pins simultaneously.



## KE-Pull Tool

**Application:** A lightweight cross key and pin puller with a three point harnessing system and is capable of using a 360° articulated pin puller adapter, a low profile pulling fork adapter, a 360° quick pull adapter, or a 360° reverse pull adapter to provide safe, flexible use.






**Tool Cart**

**Application:**  
The Rail Tool Cart was designed to conveniently store and organize our small service tools. It also allows for safe transportation to the work/service location within your shop.



**Rail Rider Service Table**

**Application:**  
This rail rider table is the ideal tool for servicing railcars on the track.  
**Clearance:** 12"  
**Vertical Travel:** 36"  
**Capacity:** 2000 lbs



**Key Pusher**

**Application:**  
Use for the safe and efficient installation of Cross Keys. Can be adapted to be used with our Service Tables or Fork Lifts.



**DGC Cart**

**Application:**  
Makes transportation and storage of the DGC80T and accessories easy and convenient.  
**Model:** DGC80T



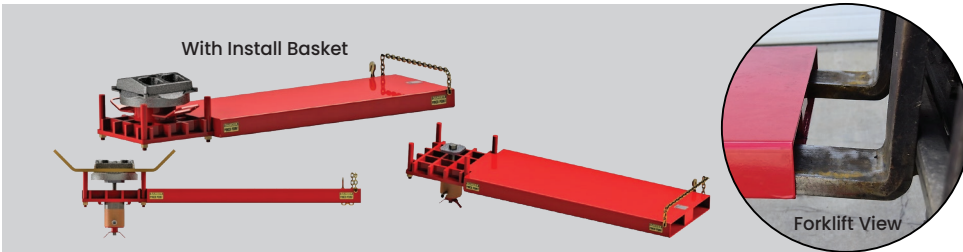
**Service Table**

**Application:**  
This lifting table can be used for many shop lifting tasks and has low resistance wheels that allow for quick and easy transportation.  
**Clearance:** 12"  
**Vertical Travel:** 36"  
**Capacity:** 2000 lbs



**Road Truck Jack System**

**Application:**  
Maneuverable system comprised of 2 aluminum lift modules, 1 portable electric hydraulic pump module, 2 load holding ring sets, 2 steel base extensions, 2 load saddles, and 2 sets of hydraulic hoses.



**CPT Center Plate Removal & Install Tool**

**Application:**  
The Center Plate Removal and Install Tool is designed to safely remove and install 14" and 16" center plates, using a 50 Ton Cylinder. Also used to safely support and position replacement center plates for welding back in place.

**Certified Railroad Stands**

**Application:**  
Certified to ASME PALD 2005 and are available in a full range of sizes along with various extensions and saddles. We are able to design stands for specific needs upon request.

**Center Sill 80 Ton Stand**  
24" or 31" with 6", 12", 18" extensions.

**Corner 25 Ton Steel Stand**  
41" - close fit

**Support 50 Ton Stand**  
30.75"



**Center Sill 80 Ton Stand**  
24" or 31" with 6", 12", 18" extensions.



**Support 50 Ton Stand**  
30.75"



**Corner 25 Ton Steel Stand**  
41" - close fit