

BRAKE SYSTEM PARTS

ROLL GUARD HAND BRAKE TYPE N

- Long handle
- Short handle

HAND BRAKE ACCESSORIES

- Sheave Wheel
- Bell Crank
- 22" Wheel
- 3/8" Chain Con.
- Clevis/Pin

BRAKE ROD SPLICE CONNECTOR

- 1-1/8"
- 3/4"
- 7/8"

BRAKE LEVERS

- Size _____

BRAKE BEAMS

- #18 [] L [] R
- #24 [] L [] R

BRAKE BEAM WEAR GUIDE

- Metallic
- NonMetallic
- BB Centering Wear Liner

TRUCK BOTTOM ROD

Length/hole size/offset:

- Straight
- Single Offset
- Double Offset

BRAKE SHOE KEYS

DRAFT SYSTEM PARTS

DRAFT GEAR (Group J)

- New
- Reconditioned
- Model _____

YOKE

- New
- Reconditioned
- Model: Y44 Y45

FOLLOWER BLOCK

COUPLER

- New
- Reconditioned
- Model _____

COUPLER CARRIER WEAR PLATE

Size _____

COUPLER ACCESSORIES

- Thrower
- Lock Lifter
- Lock

KNUCKLE

- New
- Secondhand

DRAFT KEYS

- Length Size _____

DRAFT KEY WASHERS

- New

GRATING PARTS

- Running Board _____
- End Platform _____
- Crossovers Overs _____
- Brake Step _____
- Reinforcing Clip _____
- Diamond Washer _____
- Bolt Seat _____

NOTES

TRUCK PARTS

SIDE BEARINGS

- Constant Contact
 Model: _____
- Roller
 Model: _____
- SB Components
 Model: _____

FRICION WEDGE

- Conventional 1 Piece
- Padded
- Split Wedge

SPRINGS

- Load Coil
- Snubbing Coils

COLUMN GUIDE WEAR PLATES

L x W x Thickness _____
 with Holes? Yes No

HYDRAULIC STABILIZERS

- Reconditioned _____
- New Model _____

PEDESTAL ROOF LINERS

- 70T/100T Clip On
- Weld In

BRAKE SHOE KEYS

BOLSTER POCKET WEAR PLATES

SIZE _____

CENTER BOWL LINER

- Metallic Size _____
- NonMetallic Size _____

TRUCK CENTER PIN

- Single Taper 1-3/4" 2"
- Double Taper 1-3/4" 2"

TRUCK PARTS, CON'T.

TRUCK BOTTOM ROD

Length/hole size/offset: _____

- Straight
- Single Offset
- Double Offset

BODY SIDE BEARING WEAR PLATE

- Plate Size _____ LxWxH
- Wedge Size _____

BRAKE BEAMS

- #18 [] L [] R
- #24 [] L [] R

BRAKE BEAM WEAR GUIDE

- Metallic
- NonMetallic
- BB Centering Wear Liner

BOLSTER (Reconditioned)

- Outright
- RnR

SIDE FRAME (Reconditioned)

- Outright
- RnR

AXLES

- New
- Turned
 Size _____

ROLLER BEARING ADAPTERS

- New
 Size _____

WHEEL SETS

- New
- Turned

PINS

LOCOMOTIVE PARTS

LOCOMOTIVE SPRINGS

DRAFT GEAR

Model# NC390 NC391

AXLES

LOCOMOTIVE BEARINGS

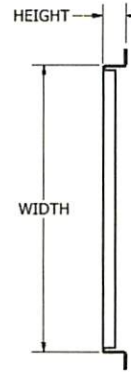
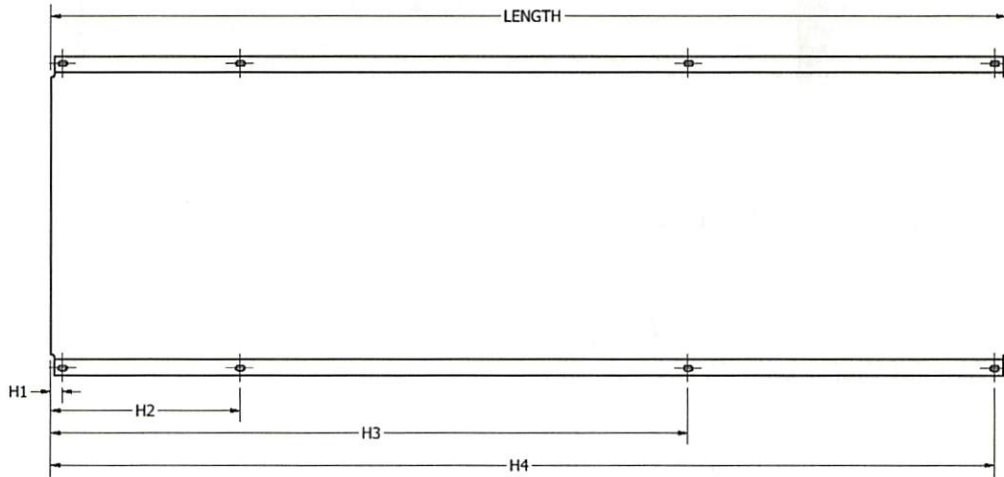
COUPLERS (Reconditioned)

TURBOCHARGERS

NOTES

SUBMIT COMPLETED FORM TO:

F: 412.424.0014 or E: sales@stucki.com



BOARD STYLES

PLEASE CHECK BOX

- OMEGA
- 180
- Z
- OTHER

13 GA Galvanized Steel

BOARD DETAILS

LENGTH: _____ IN

HEIGHT: _____ IN


WIDTH: _____ IN

MOUNTING SLOTS

SIZE:

- 7/16 X 3/4"
- 9/16 X 3/4"

END FLANGE



HOLE LOCATIONS (MEASURED FROM END)

H1 H2 H3 H4 H5 H6 H7 H8

NOTES:

EQUIVALENT PART NUMBER:

If you would like assistance, please contact us to help us serve you.

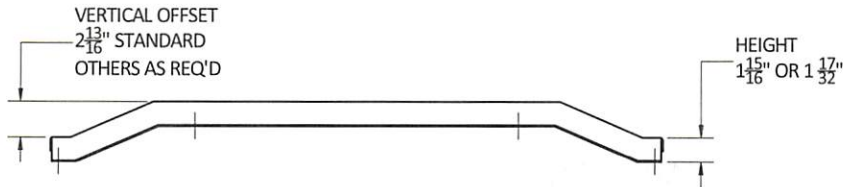
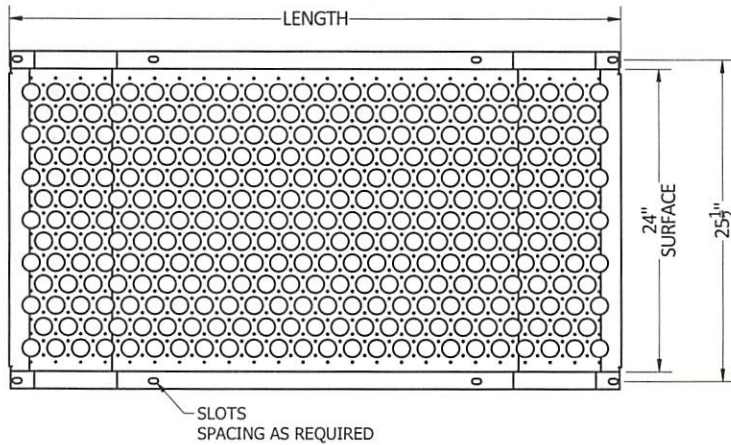
QTY: _____

Form no. 1610 rev 1
A. Stucki 2015

A. STUCKI
COMPANY
P: 412.424.0560 F: 412.424.0014

GRATING ORDER FORM

RAMP BOARDS



BOARD DETAILS

LENGTH: _____ IN

HEIGHT: _____ IN

WIDTH: _____ IN

VERTICAL: _____ IN

MOUNTING SLOTS

SIZE:

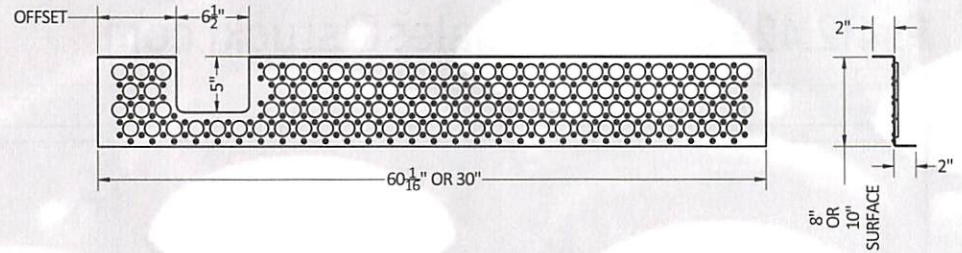
7/16 X 3/4" 9/16 X 3/4"

QTY: _____

HOLE LOCATIONS (MEASURED FROM END)

H1 H2 H3 H4 H5 H6 H7

END PLATFORMS & BRAKE STEPS



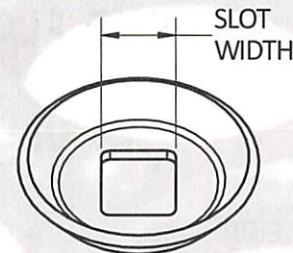
END PLATFORM 60 1/16 X 8"

BRAKE STEP 30 X 10"

*CHAIN HOLE: _____ IN *IF REQUIRED

QTY: _____

TYPICAL MOUNTING



FOR:

QTY:

3/8" BOLT (ASC-09904)

1/2" BOLT (ASC-09903)

Form no. 1610 rev 1
A. Stucki 2015