

CO-ORDINATION COMPOUNDS

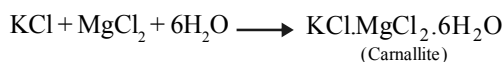
1. INTRODUCTION

Co-ordination compounds play a vital role. The importance can be realised that life would not have been possible without the existence of **chlorophyll (Mg - complex)** in plants and **haemoglobin (Fe- complex)** in the blood of human beings. The study of these compounds will enlarge our understanding of chemical bonding, physical properties such as magnetic properties of co-ordination compounds

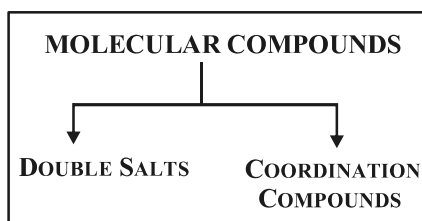
2. MOLECULAR OR ADDITION COMPOUNDS

When solution containing two or more simple stable compounds in molecular proportions are allowed to evaporate, crystals of new substances called molecular or addition compounds are obtained.

Example

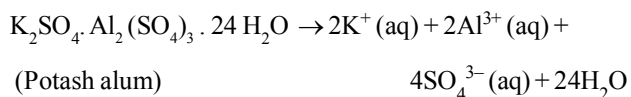
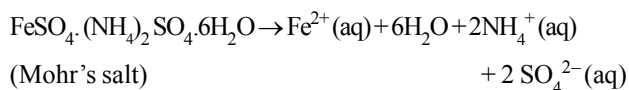


2.1 Types of Molecular compounds



2.1.1 Double Salt

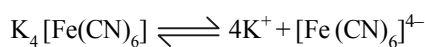
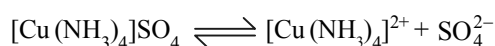
A double salt is a substance obtained by the combination of two different salts which crystallize together as a single substance but ionise as two distinct salts when dissolved in water. These salts lose their identity in solution i.e. when dissolved in water they give test of all the ions present in the salt. eg. Potash alum, Mohr's salt



2.2 Coordination Compounds

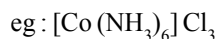
A coordination compound is a molecular compound that results from the combination of two or more simple molecular compounds and retains its identity in the solid as well as in dissolved state

Example

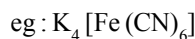


3. COORDINATION COMPOUNDS

A Co-ordination compound consists of a ligand, central atom, complex ion, a cation or an anion. The complex ion is generally written in a square box and the ion (cation or anion) is written outside complex ion.



[Complex ion] anion



cation [Complex ion]

General formula : $\text{A}_x[\text{ML}_n]/[\text{ML}_n]\text{B}_y$

where : M is the central metal atom/ion

L is the ligand

A is the cation

B is the anion

Some Important Terms pertaining to Coordination Compounds

3.1 Coordination entity

It is the central metal atom or ion which is bonded to a definite number of ions or molecules which is fixed. For example, in $[\text{Co}(\text{NH}_3)_6]\text{Cl}_3$, a coordination entity, six ammonia molecules are surrounded by three chloride ions.

3.2 Central atom/ion

It is the central cation that is surrounded and coordinately bonded to one or more neutral molecules or negatively charged ions in a definite geometrical arrangement. For example, in the complex $[\text{Co}(\text{NH}_3)_6]\text{Cl}_3$, Co^{3+} represents the central metal ion which is positively charged and is coordinately bonded to six neutral NH_3 molecules within the coordination sphere. The central metal/ion is also referred to as Lewis acid.

3.3 Ligands

The ions or molecules bound to the central atom/ion in the coordination entity are called ligands. These may be simple ions such as Cl^- , small molecules such as H_2O or NH_3 , larger molecules such as $\text{H}_2\text{NCH}_2\text{CH}_2\text{NH}_2$.

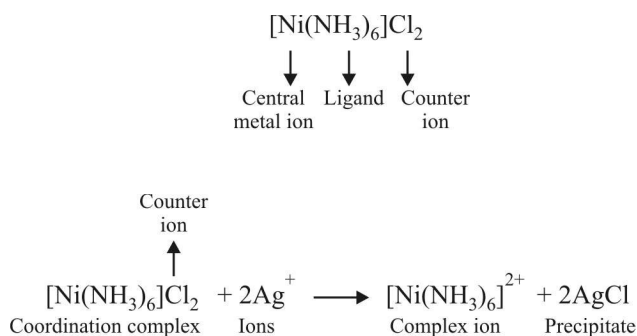
3.4 Co-ordination Number (C.N)

The number of atoms of the ligands that directly bound to the central metal atom or ion by co-ordinate bonds is known as the co-ordination number of the metal atom or ion. It is also equal to the secondary valency.

Complex	Co-ordination numbers
$\text{K}_4[\text{Fe}(\text{CN})_6]$	6
$[\text{Ag}(\text{CN})_2]^-$	2
$[\text{Pt}(\text{NH}_3)_2\text{Cl}_2]$	4
$[\text{Ca}(\text{EDTA})]^{2-}$	6

3.5 Coordination sphere

The central metal atom or ion and the ligands that are directly attached to it are enclosed in a square bracket. This had been called coordination sphere or first sphere of attraction. It behaves as a single unit because the ligands present in the coordination sphere are held tightly by the metal ion.

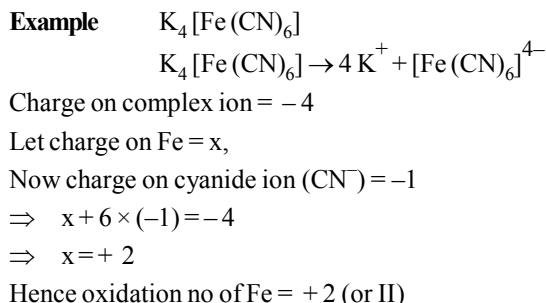


3.6 Co-ordination Polyhedron

A coordination polyhedron is the spatial arrangement of the ligand atoms that are directly attached to the central atom/ion. For example, $[\text{Co}(\text{NH}_3)_6]^{3+}$ is octahedral, $[\text{Ni}(\text{CO})_4]$ is tetrahedral and $[\text{PtCl}_4]^{2-}$ is square planar.

3.7 Oxidation Number of Central Metal Atom

It is defined as the charge that the central metal ion would carry if all the ligands are removed along with electron pairs. It is calculate as follows :



3.8 Homoleptic and Hetroleptic Complexes

Complexes in which central atom is coordinated with only one kind of ligands are called homoleptic complexes, eg. $[\text{Co}(\text{NH}_3)_6]^{3+}$. Complexes in which central atom is coordinated with more than one kind of ligands are called hetroleptic complexes, eg. $[\text{Co}(\text{NH}_3)_4\text{Cl}_2]^+$.

4. NOMENCLATURE OF COORDINATION COMPOUNDS

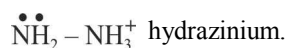
4.1 Nomenclature

Following rules are adopted for naming a complex ion;

- Cations are named before anions
- Oxidation state (O.S.) of the central metal ion is denoted by Roman numeral.

Compound	Cation	O.S.	anion
CuCl	Copper	(I)	chloride
CuCl_2	Copper	(II)	chloride
FeCl_2	Iron	(II)	chloride
FeCl_3	Iron	(III)	chloride

- The names of ligands are given first followed by the name of the central metal ion.
- The names of ligands that are anions and ending with 'ide' are changed to 'o'
- 'ite' are changed to 'ito'
- 'ate' are changed to 'ato'
- Many ligands that are molecules carry the unmodified name
- Positive groups end in -ium



CO-ORDINATION COMPOUNDS

- (g) When there are several ligands of the same kind, we normally use the prefixes **di**, **tri**, **tetra**, **penta** and **hexa** to show the number of ligands of that type. An exception occurs when the name of the ligands includes a number, for example as in ethylenediamine (en). To avoid confusion in such cases, **bis**, **tris** and **tetrakis** are used instead of di, tri and tetra, and the name of the ligand is placed in brackets.

e.g. bis (ethylenediamine)

- (h) If anion is a complex, then metal ends with 'ate'

$[\text{Ni}(\text{CN})_4]^{2-}$: tetracyanonickelate (II) ion

lead	—	plumbate
gold	—	aurate
zinc	—	zincate
tin	—	stannate
silver	—	argentate
cobalt	—	cobaltate
iron	—	ferrate
aluminium	—	aluminate
manganese	—	manganate
copper	—	cuprate
chromium	—	chromate
platinum	—	platinate

- (i) If the complex contains two or more metal atoms, it is termed polynuclear. The bridging ligands which link the two metal atoms together are indicated by the prefix μ –

- (j) Ambidentate ligands may be attached through different atoms

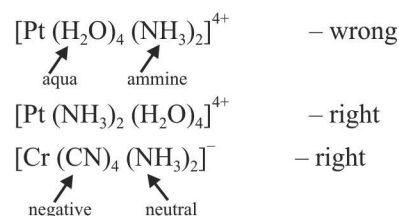
$\text{M} \leftarrow \text{NO}_2$ (NO_2 joined to metal M through N; it is **nitrito-N**)

$\text{M} \leftarrow \text{ONO}$ (NO_2 joined to metal M through O; it is **nitrito-O**)

Similarly, the SCN group may bond $\text{M} - \text{SCN}$ (thiocyanato) or $\text{M} - \text{NCS}$ (isothiocyanato).

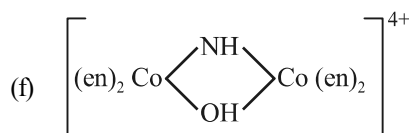
- (k) When writing (not naming) the formula of the complex :

- * Complex ion should be enclosed by square brackets and
- * Ligands are placed after metal in the alphabetical order but first negative ligands, then neutral, then positive.



EXAMPLE : Write the name of the following compounds ?

- $[\text{Fe}(\text{NH}_3)_6]\text{Cl}_3$
- $[\text{CoCl}(\text{NH}_3)_5]^{2+}$
- $[\text{CoSO}_4(\text{NH}_3)_4]\text{NO}_3$
- $[\text{Pt}(\text{Py})_4][\text{PtCl}_4]$
- $[\text{Cr}(\text{en})_3]\text{Cl}_3$



- Sol.** (a) Hexaammineiron (III) Chloride
 (b) Pentaamminechloridocobalt (III) ion
 (c) Tetraamminesulphatocobalt (III) nitrate
 (d) Tetrapyridineplatinum (II) tetrachloridoplatinate (II)
 (e) Tris (ethylenediamine) chromium (III) chloride
 (f) Tetrakis (ethylenediamine)- μ -hydroxo- μ -imidodicobalt (III) ion.

5. WERNER'S THEORY

Werner explained the nature of bonding in complexes and he concluded that in complexes the metal shows two different types of valency.

5.1 Primary Valency

The primary valency is equal to the oxidation state of the central metal atom or ion. These are non-directional.

EXAMPLE : What are the primary valency of $[\text{Co}(\text{NH}_3)_6]\text{Cl}_3$ & $[\text{Co}(\text{NH}_3)_6]^{3+}$?

Sol. $\text{K}_4[\text{Fe}(\text{CN})_6]$: Primary valency is 2.

$[\text{Cu}(\text{NH}_3)_4]\text{SO}_4$: Primary valency is 2.

5.2 Secondary Valency

The number of ligand atoms co-ordinated to the central metal atom is called secondary valency. These are directional and so a complex ion has a particular shape.

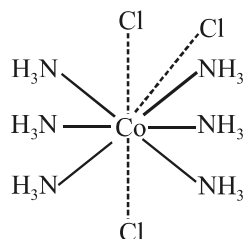
EXAMPLE : What are the secondary valency of $[\text{Co}(\text{NH}_3)_6]\text{Cl}_3$ & $\text{K}_4[\text{Fe}(\text{CN})_6]$?

Sol. In $[\text{Co}(\text{NH}_3)_6]\text{Cl}_3$ the secondary valency is 6.

$\text{K}_4[\text{Fe}(\text{CN})_6]$: six ligands are coordinated to Fe. Hence secondary valency is 6.

The primary valency is satisfied by ions attached to the complex ions. It is shown by dotted lines. Primary valency is also known as ionisable valency.

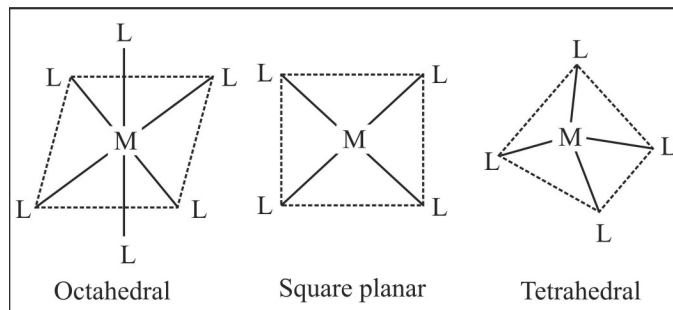
The secondary valency is satisfied by the ligands, they are non ionisable and are shown by a solid line $[\text{Co}(\text{NH}_3)_6]\text{Cl}_3$ can be represented as



An anion present in co-ordination and ionization sphere is shown by

Every element tends to satisfy both its primary and secondary valencies. A negative ion when present in the coordination sphere shows a dual behaviour. It may satisfy both primary and secondary valencies.

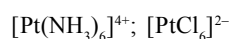
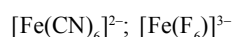
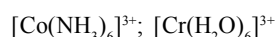
be tetrahedral or square planar. This postulate predicted the existence of different types of isomerism in coordination compounds.



EXAMPLES:

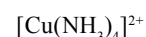
Octahedral

(C.N = 6)



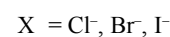
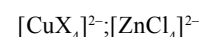
Square planar

(C.N = 4)



Tetrahedral

(C.N. = 4)



Familiar C.N.'s of some common metal ions.

Univalent	C.N.	Divalent	C.N.
Ag^+	2	V^{2+}	6
Au^+	2, 4	Fe^{2+}	6
Ti^+	2	Co^{2+}	4, 6
Cu^+	2, 4	Ni^{2+}	4, 6
		Cu^{2+}	4, 6
		Zn^{2+}	4
		Pd^{2+}	4
		Pt^{2+}	4
		Ag^{2+}	4

Trivalent	C.N.	Tetravalent	C.N.
Sc^{3+}	6	Pt^{4+}	6
Cr^{3+}	6	Pd^{4+}	6
Fe^{3+}	6		
Co^{3+}	6		
Os^{3+}	6		
Ir^{3+}	6		
Au^{3+}	4		

The ligand which satisfy the secondary valencies are directed toward fixed positions in space. The geometry of the complex ion depends on the coordination number. If the metal has coordination number 6, the complex is octahedral, i.e. six positions around the metal are occupied by six donor atoms of the ligands octahedrally. On the other hand, if the coordination number is 4, the geometry of the complex may

Coordination Compounds	Modern formula	Charge on the cation	Coordination no. (secondary val.)	Primary valency	Total no. of ions
$\text{PtCl}_4 \cdot 6\text{NH}_3$	$[\text{Pt}(\text{NH}_3)_6]\text{Cl}_4$	+4	6	4	5
$\text{PtCl}_4 \cdot 5\text{NH}_3$	$[\text{Pt}(\text{NH}_3)_5\text{Cl}]\text{Cl}_3$	+3	6	4	4
$\text{PtCl}_4 \cdot 4\text{NH}_3$	$[\text{Pt}(\text{NH}_3)_4\text{Cl}_2]\text{Cl}_2$	+2	6	4	3
$\text{PtCl}_4 \cdot 3\text{NH}_3$	$[\text{Pt}(\text{NH}_3)_3\text{Cl}_3]\text{Cl}$	+1	6	4	2
$\text{PtCl}_4 \cdot 2\text{NH}_3$	$[\text{Pt}(\text{NH}_3)_2\text{Cl}_4]$	0	6	4	Non-electrolyte

6. EFFECTIVE ATOMIC NUMBER (EAN)

Sidgwick proposed effective atomic number abbreviated as EAN, which is defined as the resultant number of electrons with the metal atom or ion after gaining electrons from the donor atoms of the ligands. The effective atomic number (EAN) generally coincides with the atomic number of next

inert gas in some cases. EAN is calculated by the following relation :

$$\text{EAN} = \text{Atomic number of the metal} - \text{number of electrons lost in ion formation} + \text{number of electrons gained from the donor atoms of the ligands. } (2 \times \text{CN})$$

The EAN values of various metals in their respective complexes are tabulated below :

Complex	Metal (Oxid. state)	At. No. of metal	Coordination number	Effective atomic number
$\text{K}_4[\text{Fe}(\text{CN})_6]$	+2	26	6	$(26 - 2) + (6 \times 2) = 36$ [Kr]
$[\text{Cu}(\text{NH}_3)_4]\text{SO}_4$	+2	29	4	$(29 - 2) + (4 \times 2) = 35$
$[\text{Co}(\text{NH}_3)_6]\text{Cl}_3$	+3	27	6	$(27 - 3) + (6 \times 2) = 36$ [Kr]
$\text{Ni}(\text{CO})_4$	0	28	4	$(28 - 0) + (4 \times 2) = 36$ [Kr]
$\text{K}_2[\text{Ni}(\text{CN})_4]$	+2	28	4	$(28 - 2) + (4 \times 2) = 34.$

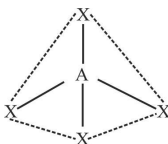

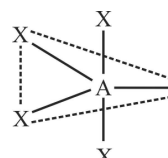
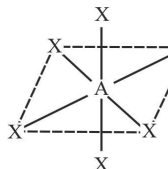
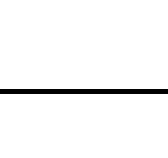
7. VALENCE BOND THEORY

The bonding in coordination compounds can be explained by Valence Bond Theory (VBT) since majority of the complexes formed by the transition metals have their d-orbitals incomplete. Valence bond takes into account the hybridisation of orbitals since penultimate d-orbitals are near in energy to s and p-orbitals of the outer most shell, various kinds of hybridization is possible.

VBT makes the following assumption

- A number of empty orbitals are available on the central metal ion which can accommodate electrons donated by the ligands. The number of empty d-orbitals is equal to the coordination number of the metal ion for the particular complex.
- The metal orbitals and ligand orbitals overlap to form strong bonds. Greater the extent of overlapping, more is the stability of the complex. Different orbitals (s, p or d) hybridize to give a set of equivalent hybridized orbital which take part in bonding with the ligands.
- Each ligand donates a pair of electrons to the central metal ion/atom.
- The non-bonding metal electrons present in the inner orbitals do not take part in chemical bonding.
- If the complex contains unpaired electrons, the complex is paramagnetic. If it does not contain unpaired electron, the complex is diamagnetic in nature.
- Under the influence of strong ligand (CN, CO) the electrons can be forced to pair up against the Hund's rule of multiplicity.

COMMON TYPES OF HYBRIDISATION

Coordination Number	Hybridization	Shape	Geometry
2	sp	Linear	X — A — X 
4	sp ³	Tetrahedron	
4	dsp ²	Square planar	
5	sp ³ d or dsp ³	Trigonal bipyramid	
6	d ² sp ³ or sp ³ d ²	Octahedral	

NOTE:

In d^2sp^3 hybridisation, the inner d-orbitals (3d orbital) has been used for bonding, such complexes are called inner orbital complexes or low spin complexes.

In sp^3d^2 hybridisation the outer d-orbitals (4d orbital) has been used for bonding, such complex are called outer orbital complexes or high spin complexes.

The magnetic moment is given by $\sqrt{n(n+2)}$ BM where n is the number of unpaired electrons.

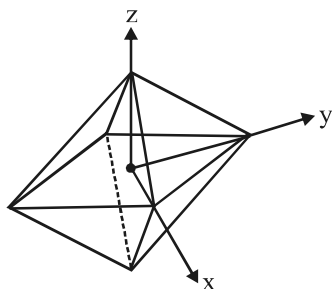
7.1 Limitations of VBT

1. The change in the properties of the ligands and the metal ions could not be explained.
2. The valence bond theory does not explain why certain complexes are more labile than other.
3. The VBT does not provide satisfactory explanation for the existence of inner orbital and outer orbital complexes.
4. The VBT could not explain the colour of complexes

8. CRYSTAL FIELD THEORY

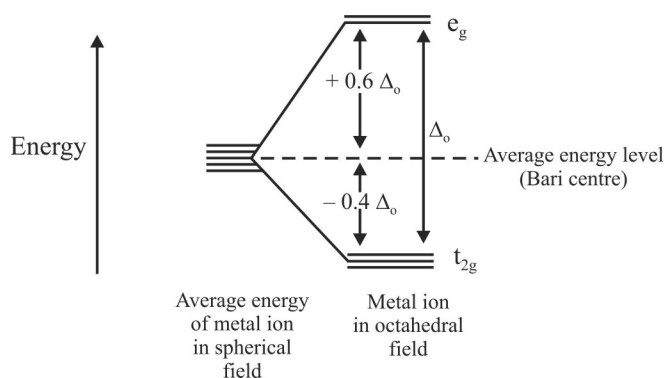
The Crystal Field Theory is more widely accepted than the valence bond theory. It assumes that the attraction between the central metal and the ligands in a complex is purely electrostatic. In the crystal field the following assumptions are made.

1. Ligands are treated as point charges.
2. There is no interaction between metal orbitals and ligand orbitals.
3. The d orbitals on the metal all have the same energy (that is degenerate) in the free atom. However, when a complex is formed the ligands destroy the degeneracy of these orbitals, i.e. the orbitals now have different energies.

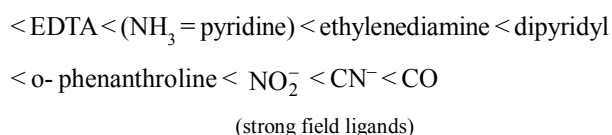
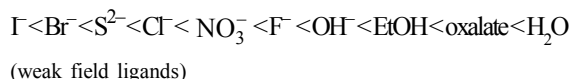
**8.1 Octahedral complexes**

In an octahedral complex, the metal is at the centre of the octahedron, and the ligands are at the six corners. The directions x , y and z point to three adjacent corners of the octahedron as shown.

The lobes of the e_g orbitals ($d_{x^2-y^2}$ and d_{z^2}) point along the x , y and z axes. the lobes of the t_{2g} orbitals (d_{xy} , d_{xz} and d_{yz}) point in between the axes. The approach of six ligands along the x , y , z , $-x$, $-y$ and $-z$ directions will increase the energy of the $d_{x^2-y^2}$ and d_{z^2} orbitals (which point along the axes) much more than it increases the energy of the d_{xy} , d_{xz} and d_{yz} orbitals (which point between the axes). Thus under the influence of an octahedral ligand field the d orbitals split into two groups of different energies.



Ligands which cause only a small degree of crystal field splitting are termed weak field ligands. Ligands which cause a large splitting are called strong field ligands. The common ligands can be arranged in ascending order of crystal field splitting Δ .

Spectrochemical Series

A pattern of increasing σ donation is followed :

Halide donors < O donors < N donors < C donors

The total crystal field stabilization energy is given by

$$\text{CFSE}_{(\text{octahedral})} = -0.4n_{(t_{2g})} + 0.6n_{(e_g)}$$

where $n_{(t_{2g})}$ and $n_{(e_g)}$ are the number of electrons occupying the t_{2g} and e_g orbitals respectively. The CFSE is zero for ions with d^0 and d^{10} configurations in both strong and weak ligand field. The CFSE is also zero for d^5 configurations in a weak field.

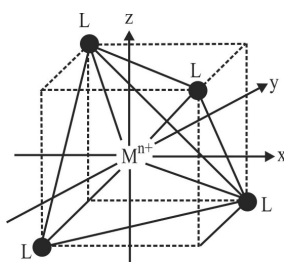
EFFECTS OF CRYSTAL FIELD SPLITTING

CFSE and electronic arrangements in octahedral complexes

Number of d electrons	Arrangement in weak ligand field				Arrangement in strong ligand field			
	t_{2g}	e_g	CFSE Δ_o	Spin only magnetic moment μ_s (D)	t_{2g}	e_g	CFSE Δ_o	Spin only magnetic moment μ_s (D)
d^1	\uparrow		-0.4	1.73	\uparrow		-0.4	1.73
d^2	$\uparrow \uparrow$		-0.8	2.83	$\uparrow \uparrow$		-0.8	2.83
d^3	$\uparrow \uparrow \uparrow$		-1.2	3.87	$\uparrow \uparrow \uparrow$		-1.2	3.87
d^4	$\uparrow \uparrow \uparrow$	\uparrow	-0.6	4.90	$\uparrow \downarrow \uparrow \uparrow$		-1.6	2.83
d^5	$\uparrow \uparrow \uparrow$	$\uparrow \uparrow$	-0.0	5.92	$\uparrow \downarrow \uparrow \downarrow \uparrow$		-2.0	1.73
d^6	$\uparrow \downarrow \uparrow \uparrow$	$\uparrow \uparrow$	-0.4	4.90	$\uparrow \downarrow \uparrow \downarrow \uparrow \downarrow$		-2.4	0.00
d^7	$\uparrow \downarrow \uparrow \downarrow \uparrow$	$\uparrow \uparrow$	-0.8	3.87	$\uparrow \downarrow \uparrow \downarrow \uparrow \downarrow$	\uparrow	-1.8	1.73
d^8	$\uparrow \downarrow \uparrow \downarrow \uparrow \downarrow$	$\uparrow \uparrow$	-1.2	2.83	$\uparrow \downarrow \uparrow \downarrow \uparrow \downarrow$	$\uparrow \uparrow$	-1.2	2.83
d^9	$\uparrow \downarrow \uparrow \downarrow \uparrow \downarrow$	$\uparrow \downarrow \uparrow$	-0.6	1.73	$\uparrow \downarrow \uparrow \downarrow \uparrow \downarrow$	$\uparrow \downarrow \uparrow$	-0.6	1.73
d^{10}	$\uparrow \downarrow \uparrow \downarrow \uparrow \downarrow$	$\uparrow \downarrow \uparrow \downarrow$	0.0	0.00	$\uparrow \downarrow \uparrow \downarrow \uparrow \downarrow$	$\uparrow \downarrow \uparrow \downarrow$	0.0	0.00

8.2 Tetrahedral Complexes

A regular tetrahedron is related to a cube. One atom is at the centre of the cube, and four of the eight corners of the cube are occupied by ligands as shown.



Tetrahedral arrangement of four ligands (L) around the metal ion (M^{n+}) in tetrahedral complex ion, $(ML_4)^{n+}$

The directions x, y and z point to the centres of the faces of the cube. The e orbitals point along x, y and z axes (that is to the centres of the faces). The t_2 orbitals point between x, y and z axes (that is towards the centres of the edges of the cube). The direction of approach of the ligands does not coincide exactly with either the e or the t_2 orbitals.

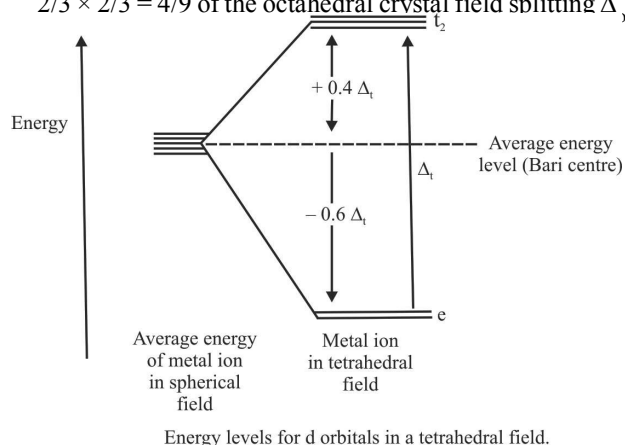
Thus the t_2 orbitals are nearer to the direction of the ligands than the e orbitals. The approach of the ligands raises the energy of both sets of orbitals. The energy of the t_2 orbitals is raised most because they are closest to the ligands. The crystal field splitting is the opposite way round to that in octahedral complexes

The t_2 orbitals are $0.4\Delta_t$ above weighted average energy of the two groups (the Bari centre) and the e orbitals are $0.6\Delta_t$ below the average.

The magnitude of the crystal field splitting Δ_t in tetrahedral complexes is considerably less than in octahedral fields. There are two reasons for this :

1. There are only four ligands instead of six, so the ligand field is only two third the size ; hence the ligand field splitting is also two third the size.
2. The direction of the orbitals does not coincide with the direction of the ligands. This reduces the crystal field splitting by roughly a further two third.

Thus the tetrahedral crystal field splitting Δ_t is roughly $2/3 \times 2/3 = 4/9$ of the octahedral crystal field splitting Δ_o .



9. ORGANOMETALLIC COMPOUNDS

Compounds that contain at least one carbon-metal bond are called organometallic compounds.

Grignard reagent, RMgX is a familiar example of organometallic compounds where R is an alkyl group. Diethyl zinc $[\text{Zn}(\text{C}_2\text{H}_5)_2]$, lead tetraethyl $[\text{Pb}(\text{C}_2\text{H}_5)_4]$, ferrocene $[\text{Fe}(\text{C}_5\text{H}_5)_2]$, dibenzene chromium $[\text{Cr}(\text{C}_6\text{H}_6)_2]$, metal carbonyls are other examples of organometallic compounds.

Organometallic compounds may be classified in three classes :

1. Sigma (σ) bonded complexes.
2. Pi (π) bonded complexes,
3. Complexes containing both σ - and π -bonding characteristics.

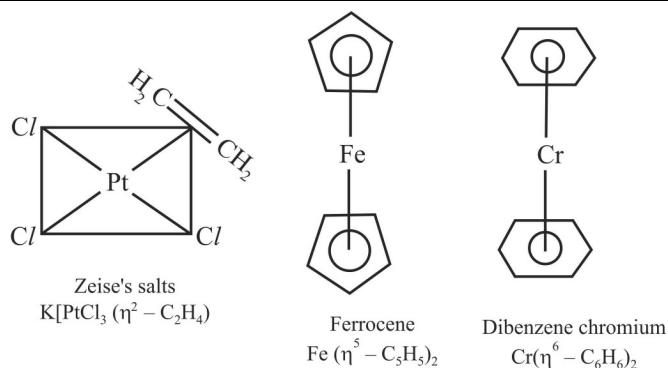
9.1 Sigma bonded complexes

In these complexes, the metal atom and carbon atom of the ligand are joined together with a sigma bond, i.e., the ligand contributes one electron and is, therefore, called one electron donor. Examples are :

- (i) Grignard reagent, R-Mg-X where R is an alkyl or aryl group and X is halogen.
- (ii) Zinc compounds of the formula R_2Zn such as $(\text{C}_2\text{H}_5)_2\text{Zn}$. This was first isolated by Frankland in 1849. Other similar compounds are $(\text{CH}_3)_4\text{Sn}$, $(\text{C}_2\text{H}_5)_4\text{Pb}$, $\text{Al}_2(\text{CH}_3)_6$, $\text{Al}_2(\text{C}_2\text{H}_5)_6$ and $\text{Pb}(\text{CH}_3)_4$, etc.

9.2 π -bonded organometallic compounds

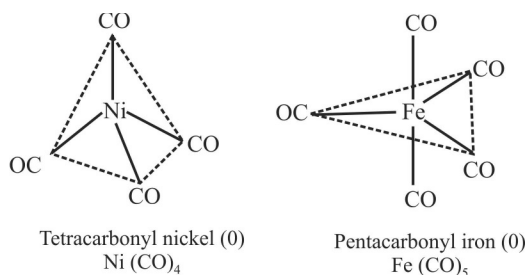
These are the compounds of metals with alkenes, alkynes, benzene and other ring compounds. In these complexes, the metal and ligand form a bond that involves the π electrons of the ligand. Three common examples are Zeise's salt, ferrocene and dibenzene chromium. These are shown here :



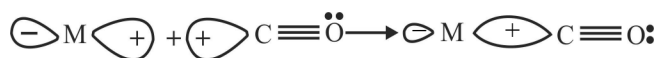
The number of carbon atoms bound to the metal in these compounds is indicated by the Greek letter ' η ' (eta) with a number. The prefixes η^2 , η^5 and η^6 indicate that 2, 5 and 6 carbon atoms are bound to the metal in the compound.

9.3 σ - and π -bonded organometallic compounds

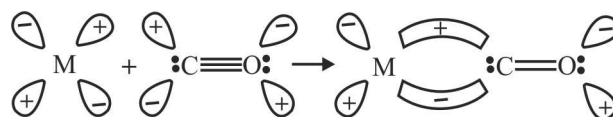
Metal carbonyls, compounds formed between metal and carbon monoxide belong to this class. These compounds possess both σ - and π -bonding. The oxidation state of metal atoms in these compounds is zero. Carbonyls may be monomeric, bridged or polynuclear.



In a metal carbonyl, the metal-carbon bond possesses both the σ - and π -character. A σ -bond between metal and carbon atom is formed when a vacant hybrid orbital of the metal atom overlaps with an orbital on C atom of carbon monoxide containing a lone pair of electrons.



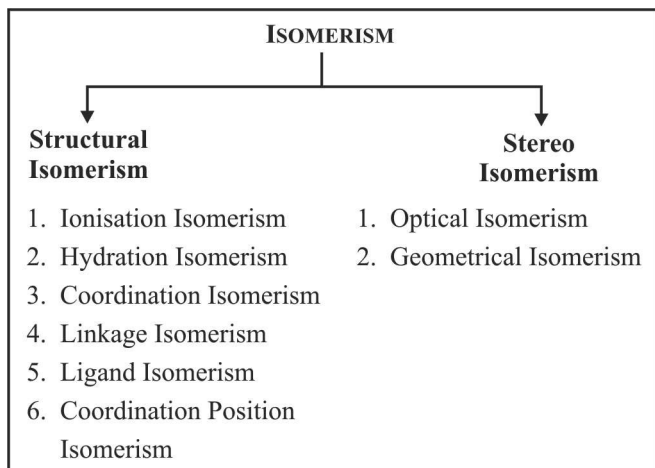
Formation of π -bond is caused when a filled orbital of the metal atom overlaps with a vacant antibonding π^* orbital of C atom of carbon monoxide. This overlap is also called back donation of electrons by metal atom to carbon. It has been shown below :



The π -overlap is perpendicular to the nodal plane of σ -bond. In olefinic complexes, the bonding π -orbital electrons are donated to the empty orbital of the metal atom and at the same time back bonding occurs from filled orbital of the metal atom to the antibonding π -orbital of the olefin.

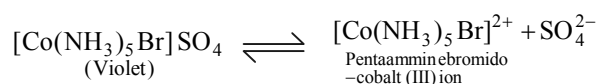
10. ISOMERISM

The compounds having same molecular formula but different structural formula are called isomers.

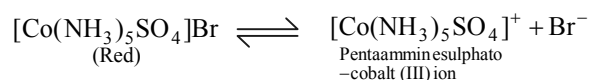


10.1 Structural Isomerism

10.1.1 Ionisation Isomerism : This type of isomerism arises when the coordination compounds give different ions in solution. For example, there are two isomers of the formula $\text{Co}(\text{NH}_3)_5\text{BrSO}_4$.



This isomer gives a white precipitate of BaSO_4 with BaCl_2 solution.

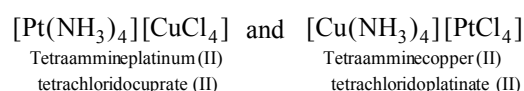


Above isomer gives light yellow precipitate with AgNO_3 solution.

10.1.2 Hydrate Isomerism : This type of isomerism arises when different number of water molecules are present inside and outside the coordination sphere. This isomerism is best illustrated by the three isomers that have the formula $\text{CrCl}_3 \cdot 6\text{H}_2\text{O}$.

$[\text{Cr}(\text{H}_2\text{O})_6]\text{Cl}_3$, $[\text{Cr}(\text{H}_2\text{O})_5\text{Cl}]\text{Cl}_2 \cdot \text{H}_2\text{O}$, and $[\text{Cr}(\text{H}_2\text{O})_4\text{Cl}_2]\text{Cl} \cdot 2\text{H}_2\text{O}$ are its Hydrate Isomers.

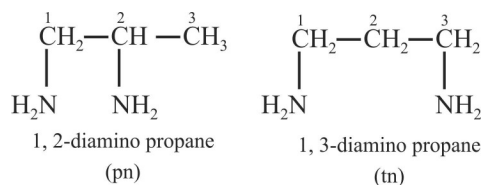
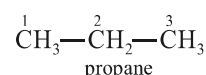
10.1.3 Coordination Isomerism : This type of isomerism is observed in the coordination compounds having both cationic and anionic complex ions. The ligands are interchanged in both the cationic and anionic ions to form isomers. An examples is :



10.1.4 Linkage Isomerism : This type of isomerism occurs in complex compounds which contain ambidentate ligands like NO_2^- , SCN^- , CN^- , $\text{S}_2\text{O}_3^{2-}$ and CO .

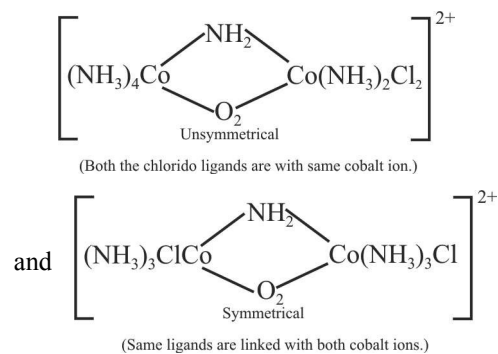
For example, $[\text{Co}(\text{NH}_3)_5\text{NO}_2]\text{Cl}_2$ and $[\text{Co}(\text{NH}_3)_5\text{ONO}]\text{Cl}_2$ are linkage isomers as NO_2^- is linked through N or through O.

10.1.5 Ligand Isomerism : Some ligands themselves are capable of existing as isomers, e.g., diamino propane can exist both as 1, 2-diamino propane (pn) and 1, 3-diamino propane, also called trimethylene diamine (tn).



When these ligands (i.e., pn and tn) are associated into complexes the complexes are isomers of each other. One example of isomeric complexes having this ligand is : $[\text{Co}(\text{pn})_2\text{Cl}_2]^+$ and $[\text{Co}(\text{tn})_2\text{Cl}_2]^+$ ions.

10.1.6 Coordination position isomerism : This type of isomerism is exhibited by polynuclear complexes by changing the position of ligands with respect to different metal atoms present in the complex. For example,



10.2 Stereo Isomerism

Stereo isomerism is exhibited by those compounds which have the same position of atoms or groups but these atoms or groups have different arrangement around the central atom.

10.2.1 Geometrical Isomerism

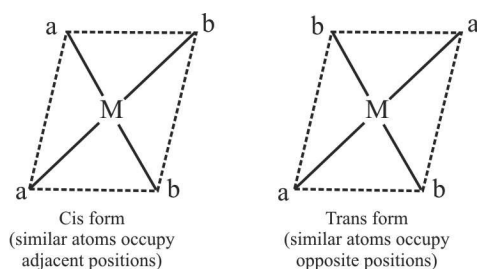
The complex compounds which have the same ligands in the co-ordination sphere but the relative position of the ligands around the central metal atom is different are called

geometrical isomers and the phenomenon is called geometrical isomerism.

10.2.1.1 Geometrical Isomerism in square planar complexes

A square planar complex having similar ligands at adjacent positions (90° a part) is called cis - isomer while a square planar complex having two similar ligands at opposite positions (180° a part) is called trans-isomer.

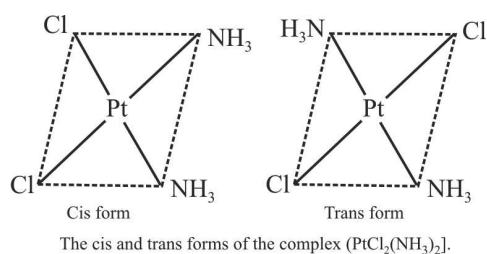
1. Ma_2b_2



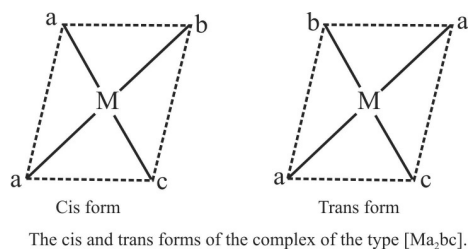
Example - 1

Draw the geometrical isomers of $[PtCl_2(NH_3)_2]$

Sol.



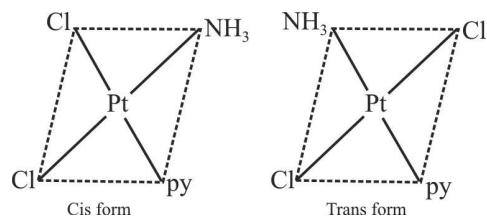
2. Ma_2bc



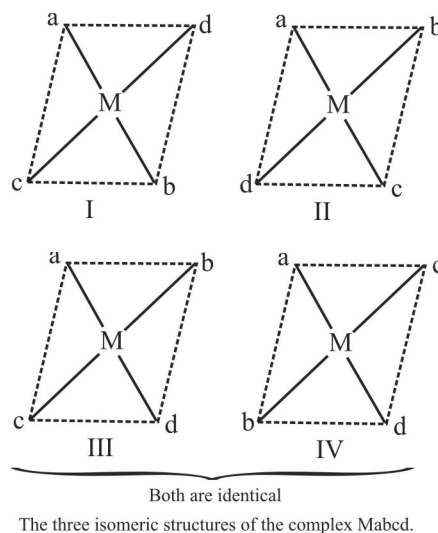
Example - 2

Draw the geometrical isomers of $[PtCl_2(NH_3)py]$

Sol.



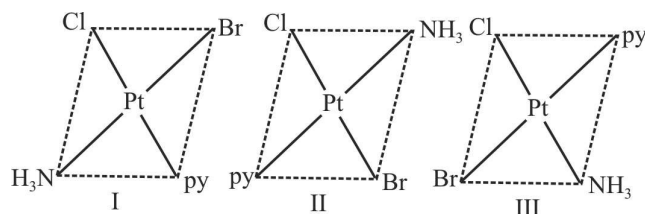
3. $Mabcd$



Example - 3

Draw the geometrical isomers of $[PtClBrpy(NH_3)]$

Sol.

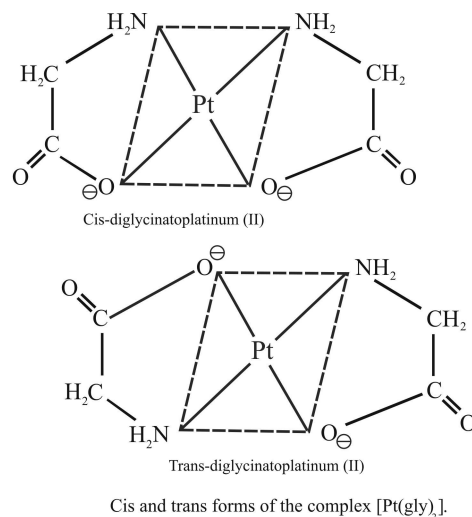


4. $M(AB)_2$

Example - 4

Draw the geometrical isomers of $[Pt(gly)_2]$

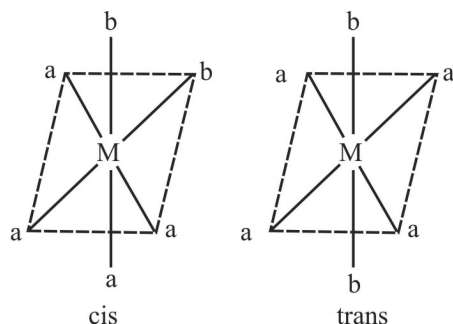
Sol.



CO-ORDINATION COMPOUNDS

10.2.1.2 Geometrical Isomerism in octahedral complexes

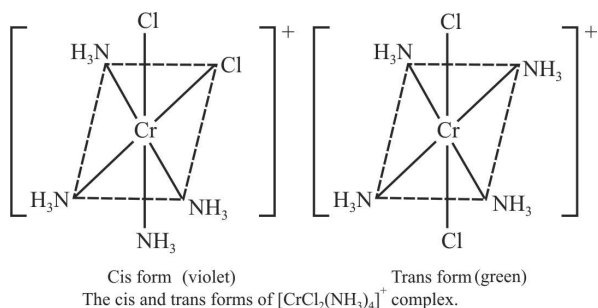
1. Ma_4b_2



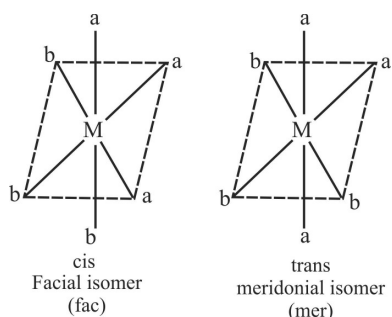
Example - 5

Draw the geometrical isomers of $[\text{CrCl}_2(\text{NH}_3)_4]^+$

Sol.



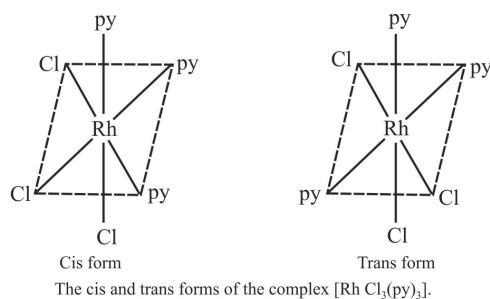
2. Ma_3b_3



Example - 6

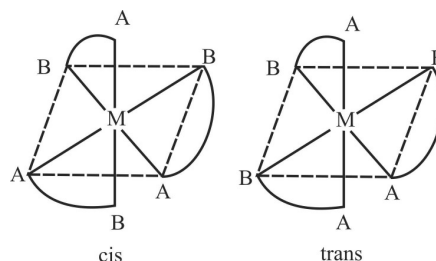
Draw the geometrical isomers of $[\text{RhCl}_3(\text{py})_3]$

Sol.



3. Mabcdef : They form 15 isomers

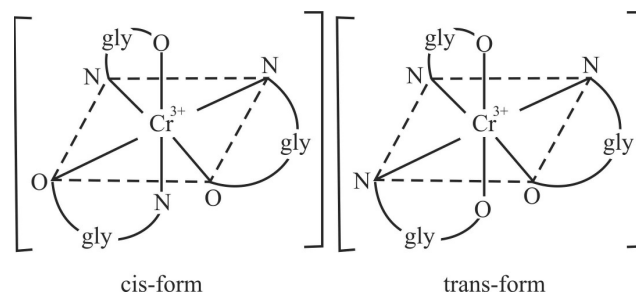
4. $\text{M}(\text{AB})_3$



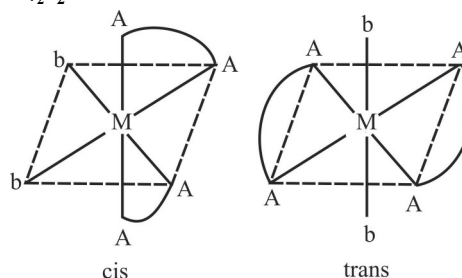
Example - 7

Draw the geometrical isomers of $[\text{Cr}(\text{gly})_3]$

Sol.



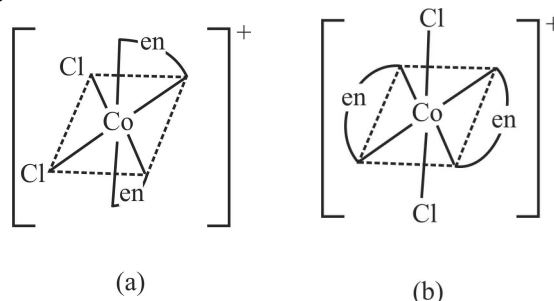
5. $\text{M}(\text{AA})_2\text{b}_2$



Example - 8

Draw the geometrical isomers of $[\text{CoCl}_2(\text{en})_2]^+$

Sol.



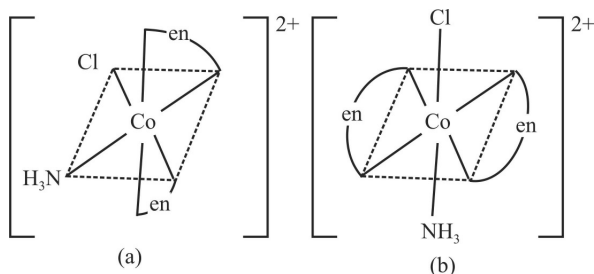
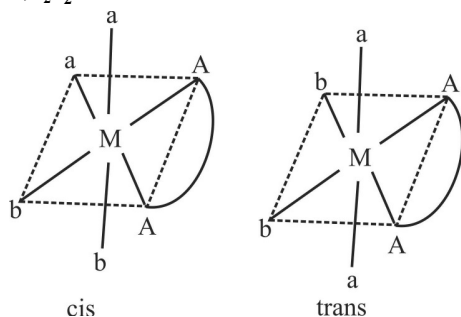
Cis and trans-isomers of $[\text{Co}^{\text{III}}(\text{en})_2\text{Cl}_2]^+$ ion.

(a) Cis-isomer

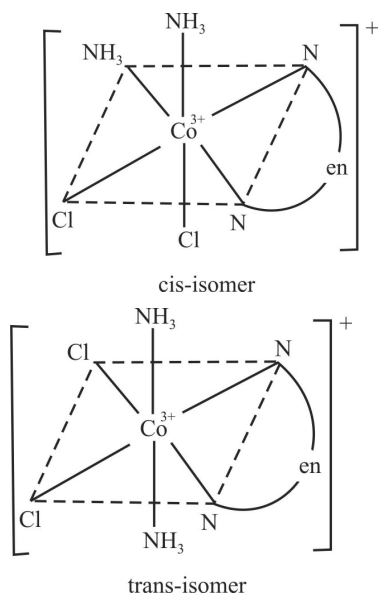
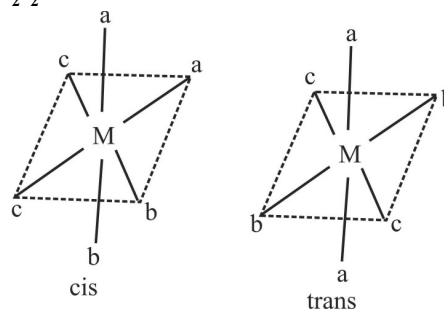
(b) trans-isomer

6. $M(AA)_2bc$ **Example - 9**Draw the geometrical isomers of $[Co^{III}(en)_2(NH_3)(Cl)]^{2+}$

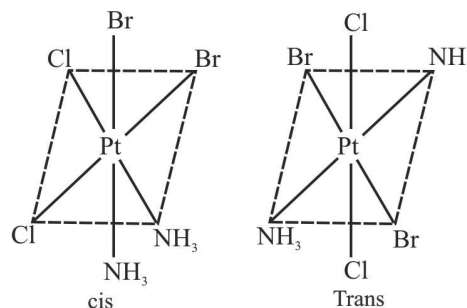
Sol.

Cis and trans-isomers $[Co^{III}(en)_2(NH_3)(Cl)]^{2+}$ ion7. $M(AA)_2b_2$ **Example - 10**Draw the geometrical isomers of $[Co^{III}(en)(NH_3)_2Cl_2]^+$

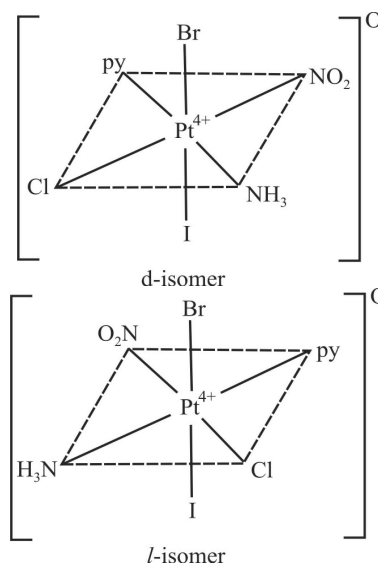
Sol.

cis and trans-isomers of $[Co^{III}(en)(NH_3)_2Cl_2]^+$ 8. $Ma_2b_2c_2$ **Example - 11**Draw the geometrical isomers of $[PtCl_2Br_2(NH_3)_2]$

Sol.

**Optical Isomerism in octahedral complexes**1. $Mabcdef$ **Example - 12**Draw the optical isomers of $[Pt^{IV}(Cl)(Br)(I)(py)(NO_2)(NH_3)]$

Sol.

Optical d and l-forms $[Pt^{IV}(py)(NH_3)(NO_2)(Cl)(Br)(I)]^0$

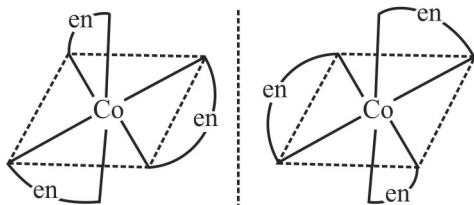
CO-ORDINATION COMPOUNDS

2. $M(AB)_3$

Example - 13

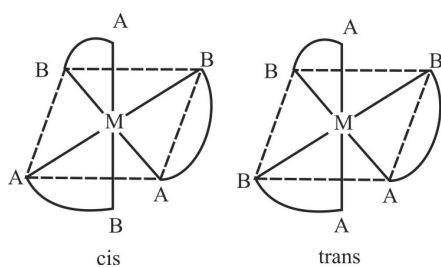
Draw the optical isomers of $[Co(en)_3]^{3+}$

Sol.



The two optical isomeric forms of the complex $[Co(en)_3]^{3+}$

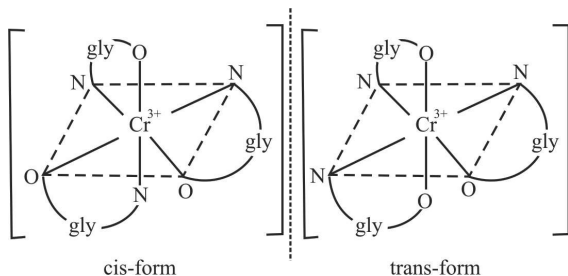
3. $M(AB)_3$



Example - 14

Draw the optical isomers of $[Cr(gly)_3]$

Sol.

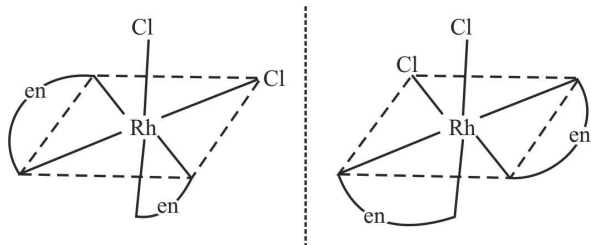


4. $cis M(AA)_2b_2$

Example - 15

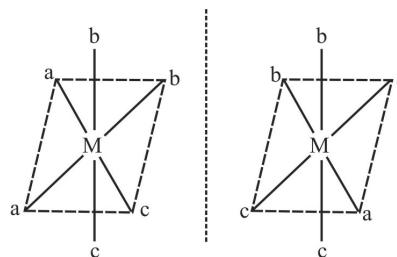
Draw the optical isomers of $[RhCl_2(en)_2]^+$

Sol.



Optical active isomers of $cis [RhCl_2(en)_2]^+$

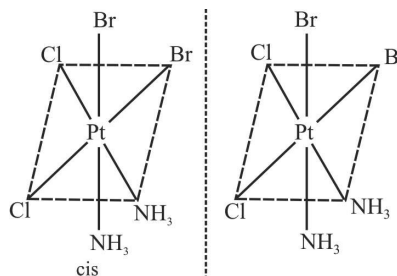
5. $cis Ma_2b_2c_2$



Example - 16

Draw the optical isomers of $[PtCl_2Br_2(NH_3)_2]$

Sol.

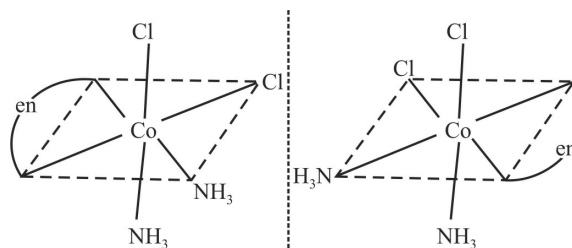


6. $cis M(AA)b_2c_2$

Example - 17

Draw the optical isomers of $[CoCl_2(en)(NH_3)_2]^+$

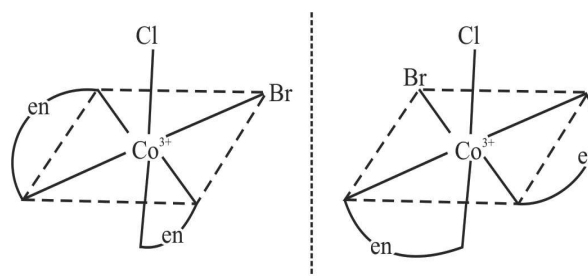
Sol.



7. $cis M(AA)_2bc$

Example - 18

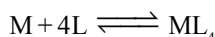
Draw the optical isomers of $[CoCl(en)_2Br]^{2+}$



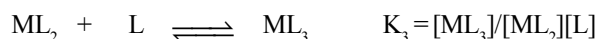
11. STABILITY OF COORDINATION COMPOUNDS

The stability of a complex in solution refers to the degree of association between the two species involved in the state of equilibrium.

If we have a reaction of the type :



then the larger the stability constant, the higher the proportion of ML_4 that exists in solution. Free metal ions rarely exist in the solution so that M will usually be surrounded by solvent molecules which will compete with the ligand molecules, L, and be successively replaced by them. For simplicity, we generally ignore these solvent molecules and write four stability constants as follows :



where K_1 , K_2 , etc., are referred to as stepwise stability constants. Alternatively, we can write the overall stability constant thus :



The stepwise and overall stability constant are therefore related as follows :

$$\beta_4 = K_1 \times K_2 \times K_3 \times K_4 \text{ or more generally,}$$

$$\beta_n = K_1 \times K_2 \times K_3 \times K_4 \dots \dots \dots K_n$$

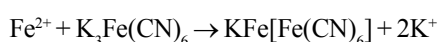
The instability constant or the dissociation constant of coordination compounds is defined as the reciprocal of the formation constant.

12. IMPORTANCE AND APPLICATIONS OF COORDINATION COMPOUNDS

1. **Analytical chemistry** : The analytical applications of coordination chemistry are in

(a) **Qualitative and quantitative analysis** : Metals ions form colored coordination compounds on reaction with a number of ligands. These reactions are used for detection of the metal ions. The colored complexes formed can be used for the estimation of metals by classical or instrumental methods such as gravimetry or colorimetry. Some examples are given as follows :

The presence of iron ions (Fe^{3+}) can be detected by the addition potassium ferrocyanide solution, which results in formation of Prussian blue complex.



(b) **Volumetric analysis** : Hardness of water can be estimated by titration with EDTA. The metal ions causing hardness, that is Ca^{2+} and Mg^{2+} , form stable complexes with EDTA.

2. **Metal extraction and purification** : Extraction of metals, such as silver and gold, is carried out by forming their water soluble cyanide complexes with the ore. Pure gold can then be obtained from the solution by addition of zinc. Similarly, metals can be purified by formation and then decomposition of their coordination compounds. For example, impure nickel obtained after extraction may be converted into pure nickel by first converting it to nickel carbonyl and then decomposing.

3. **Catalysis** : Coordination compounds are used as catalysts in important commercial processes. For example,

(a) The Zeigler-Natta catalyst ($TiCl_4$ and trialkyl aluminium) is used as a catalyst in the formation of polyethylene.

(b) The Wilkinson catalyst - $RhCl(PPh_3)_3$ is used in the hydrogenation of alkenes.

(c) In the Monsanto acetic acid process, various rhodium complexes, such as $[Rh(CO)_2I_2]$, $[Rh(Cl)(CO)(PPh_3)_2]$ or $[Rh(Cl)(CO)_2I_2]$, are used as catalyst in the presence of CH_3I , I_2 or HI as activator.

4. **Electroplating** : Coordination compounds of gold, silver and copper are used as components in the baths used for electroplating articles of other metals with these metals. For example, in silver plating, $K[Ag(CN)_2]$ is used as an electrolyte; in gold plating, $K[Au(CN)_2]$ is used as an electrolyte; and in copper plating, $K_3[Cu(CN)_4]$ is used as an electrolyte.

5. **Biological importance** : Some important biological compounds are coordination complexes. For example, chlorophyll is a complex of Mg^{2+} . This green pigment plays a vital role in photosynthesis in plants. Similarly, haemoglobin, the red pigment present in blood, is a coordination complex of Fe^{2+} and vitamin B_{12} , an essential nutrient, is a complex compound of Co^{3+} .

6. **Medicinal uses** : Complexing or chelating agents are used in treating metal poisoning, wherein, the coordination complex is formed between toxic metal in excess metal and the complexing agent. For example, EDTA is used in lead poisoning. EDTA, when injected intravenously into the bloodstream, traps lead forming a compound that is flushed out of the body with the urine. Other heavy metal poisonings that can be treated similarly with chelation therapy are mercury, arsenic, aluminium, chromium, cobalt, manganese, nickel, selenium, zinc, tin and thallium. Similarly, chelating ligands D-penicillamine and desferrioxime B are used for removal of excess copper and iron, respectively. New potent drugs are being created using various derivatives of metallocene. A platinum complex $[PtCl_2(NH_3)_2]$ called cis-platin is used in treatment of cancer.

13. CO-ORDINATION COMPOUNDS AND COMPLEX IONS

- (a) Co-ordination compounds are the compounds in which the central metal atom is linked to a number of ligands (ions or neutral molecules) by co-ordinate bonds i.e. by donation of lone pairs of electrons by these ligands to the central metal atom ion.

If a such a compound carries positive or negative charge, it is called a complex ion, e.g. $[\text{Fe}(\text{CN})_6]^{4-}$, $[\text{Cu}(\text{NH}_3)_4]^{2+}$. Hence Co-ordination compounds may also be defined as those compounds which contain complex ions, e.g., $\text{K}_4[\text{Fe}(\text{CN})_6]$, $[\text{Cu}(\text{NH}_3)_4]\text{SO}_4$, etc. In general, a complex ion is represented as $[\text{ML}_n]^{\pm x}$. Where M is the metal ion, L represents ligands, n is the coordination number of metal ion and x is the net charge on the complex.

- (b) There are four types of complexes :
- (i) Cation as complex ion, (carrying a net positive charge) e.g., $[\text{Cr}(\text{NH}_3)_6]^{3+}$ in $[\text{Cr}(\text{NH}_3)_6]\text{Cl}_3$.
- (ii) Anion as complex ion, (carrying a net negative charge) e.g., $[\text{Fe}(\text{CN})_6]^{3-}$ in $\text{K}_3[\text{Fe}(\text{CN})_6]$.
- (iii) Cation and anion both as complex ion. Carrying both +ive and -ive charge. For e.g., $[\text{Pt}(\text{Py})_4][\text{PtCl}_4]$.
- (iv) Neutral complex (A complex carrying no net charge) e.g., $[\text{Ni}(\text{CO})_4]$ etc.

14. TERMINOLOGY OF CO-ORDINATION COMPOUNDS

14.1 Centre of Coordination

(Central atom/ion or Acceptor atom/ion) :

The cation or neutral atom to which one or more ligands (neutral molecules or anions) are attached or coordinated is the centre of coordination.

The central atom/ion must have empty orbitals as it acts as an acceptor and thus has to accommodate electron pairs donated by the donor atom of the ligand. This explains why the transition metal having empty d-orbitals, form coordination compounds very readily.

For example in the complexes $[\text{Ni}(\text{NH}_3)_6]^{2+}$ and $[(\text{CN})_6]^{3-}$, Ni^{2+} and Fe^{3+} respectively are the central ions.

14.2 Ligands

An atom, ion or molecule which can donate atleast a pair of electrons to the central atom to form a coordinate bond (or dative linkage) is called as a ligand or a coordinating group. Further in a ligand, the particular atom which actually donates the electron pair is called the donor atom.

The ligands act as Lewis bases as they donate one or more electron pair to the central metal atoms or ions which act as Lewis acids by accepting electrons.

Example

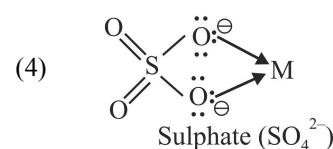
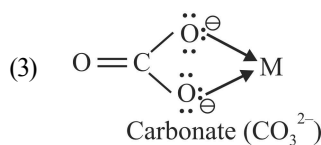
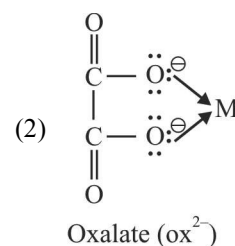
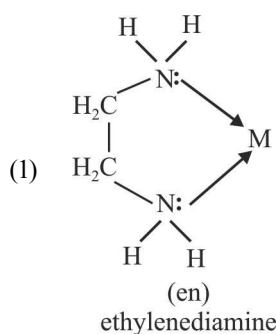


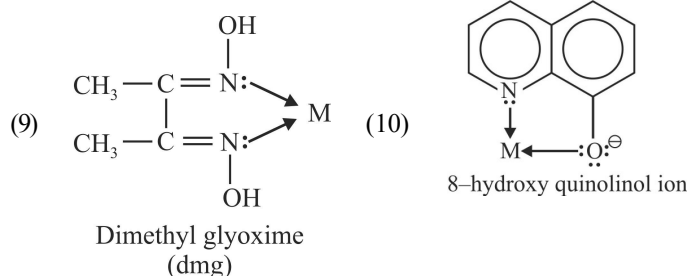
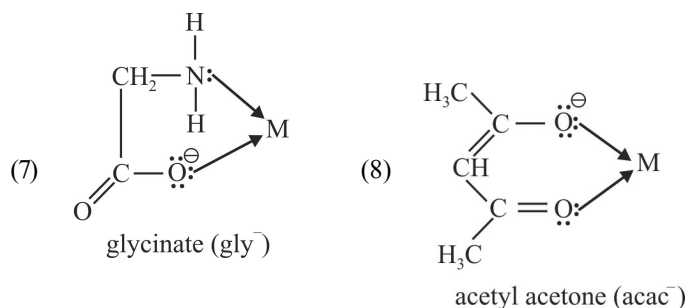
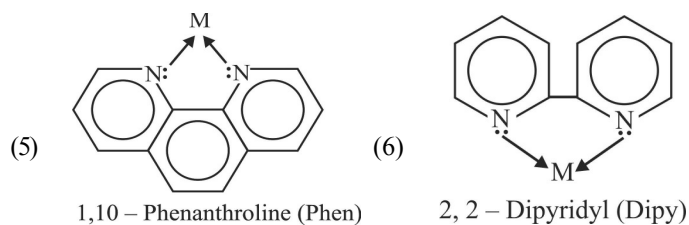
14.2.1 Types of Ligands : Ligands can be classified on the number of lone pair electrons they donate to the central metal atom or ion.

- (a) **Monodentate or unidentate ligands :** They have one donor atom that donates only one electron pair to central metal atom. eg : F^- , Cl^- , Br^- , H_2O , NH_3 , CN^- , NO_2^- , OH^- , NH_2^- , CO , R-OH , SCN^- , $\text{R}-\ddot{\text{O}}-\text{R}$, I^- , SH^- , RCOO^- , RS^- , $\text{CH}_3-\overset{\text{O}}{\parallel}{\text{S}}-\text{CH}_3$ (Dimethyl sulfoxide), NH_2 , NH_2^- , NO_2^- , NO_3^- , S^{2-} , O^{2-} , pyridine.

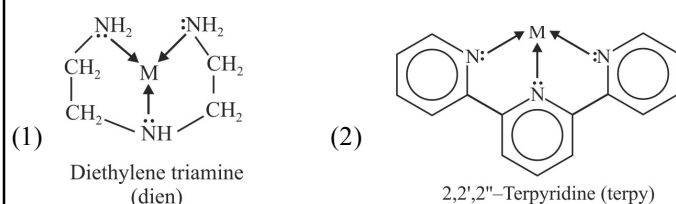
- (b) **Bidentate ligands :** Ligands which have two donor atoms and have the ability to link with central metal at two positions are called bidentate ligands

Example

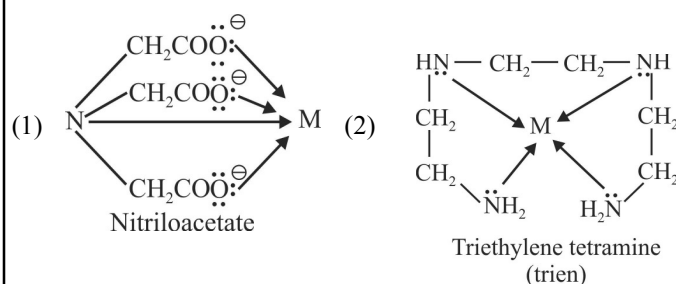


**(c) Tridentate Ligand**

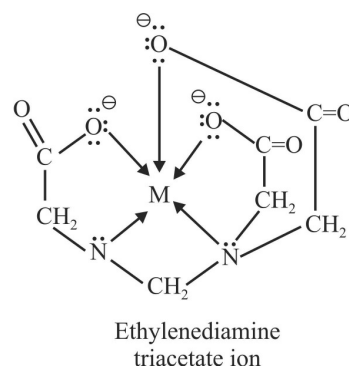
The ligands having three donor atoms are called tridentate ligands.

Example :**(d) Tetradentate ligand**

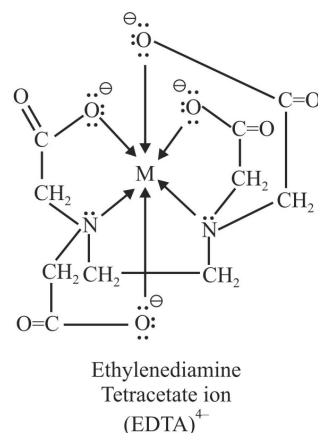
These ligand possess four donor atoms

Example :**(e) Pentadentate ligands**

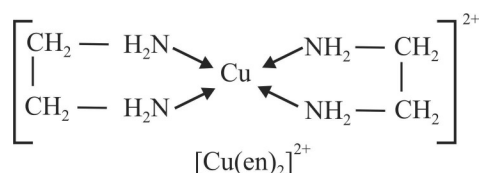
They have five donor atoms

Example :**(f) Hexadentate Ligands**

They have six donor atoms.

Example :**14.2.2 Chelating ligands :**

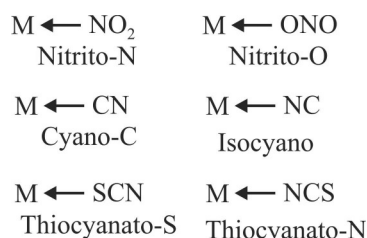
A bidentate or a polydentate ligand is known as a chelating ligand if on co-ordination it results in the formation of a cyclic ring structure. The complex thus formed are called chelates.



The chelates containing 5 or 6 membered rings are more stable. Ligands with larger groups form more unstable rings than with smaller groups due to steric hinderance.

14.2.3 Ambidentate ligands :

The ligands which have two donor atoms but in forming complexes only one donor atom is attached to the metal atom at a given time. Such ligands are called ambidentate ligands.

Example :

15. CO-ORDINATION NUMBER (C.N)

The number of atoms of the ligands that directly bound to the central metal atom or ion by co-ordinate bonds is known as the co-ordination number of the metal atom or ion. It is also equal to the secondary valency.

Complex	Co-ordination numbers
K $[Fe(CN)_6]$	6
$[Ag(CN)_2]^-$	2
$[Pt(NH_3)_2Cl_2]$	
$[Ca(EDTA)]^{2-}$	6

16. STABILITY OF COORDINATION COMPOUNDS IN SOLUTIONS

16.1 In general, higher the charge density on the central ion, the greater is the stability of its complexes, i.e., the higher value

of $\frac{\text{charge}}{\text{radius of the ion}}$, the greater is the stability of its

complexes. Electronegativity of the central ion influences the stability. The higher the electronegativity of the central ion, the greater is the stability of its complexes.

16.2. The higher the oxidation state of the metal, the more stable is the complex. The charge density of Co^{3+} ion is more than Co^{2+} ion and thus, $[Co(NH_3)_6]^{3+}$ is more stable than $[Co(NH_3)_6]^{2+}$. Similarly, $[Fe(CN)_6]^{3-}$ is more stable than $[Fe(CN)_6]^{4-}$.

The cyano and ammine complexes are far more stable than those formed by halide ions. This is due to the fact that NH_3 and CN^- are strong Lewis bases.

The complexes of bivalent cations (M^{2+}) of 3d-series shown the following order of stability :

Cation	Mn^{2+}	Fe^{2+}	Co^{2+}	Ni^{2+}	Cu^{2+}	
Ionic size	0.91	0.83	0.82	0.78	0.69	decreases
Stability of the complex						increases (Irving William order)

Chelating ligands form more stable complexes as compared to monodentate ligands. Greater is the chelation, more is the stability of complex.

