

Haven Carty

Digital Design Portfolio



Hello, I'm Haven

I am the student whose bedroom desk is covered in deconstructed bluetooth speakers and expressive art coursework.

I am an ambitious and responsible individual with experience in customer service, web design and Photoshop. Soon to complete my A-Levels at Sir John Deane's College, I am seeking an apprenticeship in: Digital Design and/or Software before I decide what I want to do for a career.

Education

County High School Leftwich

2010 - 2015 (GCSEs)

A* - Mathematics
A - Science A
A - ICT
A - Art
A - Additional Science
B - English Language
B - English Literature
B - History
B - Spanish

Davenham Primary

2004 - 2010 (SATs)

Sir John Deane's Sixth Form

2015 - 2017 (AS Levels)

AS, Computer Science: B
AS, Art & Design: A
AS, Mathematics: C
AS, Physics: D

Art & Design Portfolio

All Completed at Sir John Deane's College



AS, Unit 1

This unit was heavily guided by my tutor. In it we explored cardboard sculpture and abstract impressionism.



AS, Unit 2


I explored mark making and dramatic brush strokes to depict fish in ice.


Aspects Of Architecture

Geometric Shapes

— — —

Our first task was to attain photographs of the college's architectural forms. These are my favourite shots from the shoot because they flaunt so many shapes.






Photos of the College

Design Sheet & Maquettes

— — —

To begin the unit, we first experimented with card to make geometrical form in maquettes (as seen on the right). Once we were comfortable using the medium of card, we used our source photography to design 3D sculptures based on geometric shapes in the college's architecture.





Outcome



Final Piece

— — —

To finish the unit, we created line drawings from our photographs. However, instead of practicing controlled representation: we used our non-dominant hand, in continuous line; gripping only the end of the pen to illustrate our photos (as seen on the right). The best line drawing was then projected up, to be painted in a contemporary style.



Expressive Qualities

Fishy Fotography

— — —

While experimenting with a palette knife, I produced a very successful portrait of a fish, showing the beautiful corruscating textures of it's skin. After being advised by my teacher to explore more using this theme, I proceeded to base this project on the expressive qualities in frozen supermarket sealife.





Palette Knife & Ink

— — —

Further
exploration
with a palette
knife and
mixing
emulsion with
inks.



— — —

Using what I learnt from the previous piece, I progressed the style by scraping India Ink onto the paper with the edge of a knife.



Painting & Print making

— — —


Instead of scraping the paint, I experimented with making more gentle marks, while still using a palette knife. On the right is a collagraph print which I have gone over with coloured inks.



Brush Painting

— — —

For my final painting, I transferred what I had learnt with a palette knife, to a brush technique. Using colder, more natural colours, I continued the loose mark making, while still showing control in my representation.





Coursework Unit

I studied the sinister and slightly disturbing, under the topic of distorted figures.



Exam Unit

In this unit I tried to create depth with wooded landscapes.

Figures In Space

Tor
Hildyard



Critical Studies

Tor Hildyard



Jim Dine

— — —

At the start of each A-Level unit, we are instructed to study the styles of accredited artists that inspire us. Our own work should show that we have been influenced by these artists, but also be a personal response. There should be a visible stylistic progression from the artists' work we have studied.



Clara Lieu




I have tried to mimic Clara Lieu's style into my own printmaking.

Clara Lieu



Casey Baugh



On the left are two studies of my own work but incorporating the style of Casey Baugh. The right shows my interpretation of one of his paintings.

Guy Denning

— — —

Draped figures became a big focus of this topic. After recreating a piece by Guy Denning, I began creating my own work for the project.



^ My collagraph prints based on the work of Casey Baugh

Renaissance Inspiration

— — —

Many Renaissance artists also studied draped figures. Often, the deceased were draped in cloth. Many of my draped sculptures utilised plaster, and its ability to solidify folds in cotton.



^ Marble figure of Iris from the west pediment of the Parthenon. Greek (Athens), about 438–432 BC. H. 135 cm.

British Museum 1816,0610.96



Clara Lieu Inspired Wax Sculpture

— — —



White Spirit & Oil Pastel

— — —





Collagraph Prints

— — —







Plaster & Cotton

As preparation for my life-sized sculpture of a draped figure, I made one final sculpture of a head using a Mod Roc cast of the face. The cast has been draped by plastered cloth and wrapped around a canvas stretcher.





Williamson Art Gallery,

Birkenhead



Young Artists In Tuscany

— — —

After being selected from interviews to go on a gifted and talented art trip to Tuscany, Florence. Our work was displayed in the Williamson Art Gallery in Birkenhead.



Rural Landscape



Landscape Photography



Ian Murphy

— — —

This is a study of Ian Murphy's work using white spirit and graphite powder. I used this style a lot to because of its dramatic atmosphere and expressive style.





On the left is another interpretation of Ian Murphy's work. The piece on the right makes use of charcoal and emulsion to capture a photo I took of Beeston.







Printmaking

— — —

I have used both traditional and mono-printing on card to illustrate the landscapes I photographed.
















Extra Curricular Activity

Photography, Photoshop & Social Media





Stencils

— — —
Inspired by the work of Lee Henderson, I created my own variation on one of his stencils using Photoshop and painted onto a skateboard.



House Crest Competition

My college asked students to create logo designs for each of the college form groups: Brunner, Deane, School, Witton and Wilbraham. Forms are assigned based on subjects: English & Humanities, Maths & Science, Top 100 Achedimics, Design & IT; Performing Arts & Sport.



Lighten Work Experience

Working with We
Are Lighten, Preston
I developed my
skills using Adobe
Illustrator, CSS and
WordPress.

Portfolio samples

Facebook

I take an active role in advertising and promoting when my college band will next perform. I do this by creating posters for upcoming gigs, using my skills in photoshop.





DustyPopentertainment

GENUS + LANTERNS

e live **r**oom Manchester 17. 9. 16

94 - 96 Grosvenor St
M1 7HL
mancunia

Doors 7pm | £7adv | dustypop.com | theliveroommcr.co.uk



GENUS at **RETRO BAR**
& BASEMENT CLUB
SAT, 1 OCTOBER
DOORS 6 pm
78 SACVILLE STREET
MANCHESTER
M3NJ



Skills & expertise



Coding
Visual
Basic

Organisation &
Communication –
Volunteering in
Cancer Research

Photoshop –
Advertising on
Band's Facebook
Page

Art &
Design

Reference

— — —

A highly capable and diligent student, Haven is bright and engaging with a strong work ethic. He has a genuine passion for a design based degree, utilising his creative and dynamic abilities. He thinks deeply and carefully evaluates projects and plans for successful outcomes. Haven regularly attends extended learning seminars, and engages in independent wider reading to consolidate his learning in this area, an example being selected to partake in the gifted and talented Art course to Tuscany. He also plays basketball for the college, developing his sense of team-work and also his ability to manage his time effectively.

It is a privilege to recommend him to you. - Stacey Keegan (My Progress Mentor and Form Tutor)

Contact

Haven Carty

havenicarty@gmail.com

01606 331 834

07 541260415

