


☐

I'm not robot


reCAPTCHA

Continue

Nj dmv odometer statement form

Does dmv have bill of sale forms. [bernard cornwell excalibur pdf](#) How to fill out odometer disclosure statement nj. How to write a bill of sale for a car in nj.

When you transfer the ownership of a vehicle in the State of New Jersey you have to fill all the required details including the Odometer Disclosure Statement on the reverse side of the vehicle's Certificate of Title.

Connecticut Odometer Disclosure Statement

Federal and State law requires that you state the mileage in connection with the transfer of ownership. Failure to complete or providing a false statement may result in fines and/or imprisonment.

I, _____, certify to the best of my knowledge that the odometer reading is:

- ☐ The actual mileage of the vehicle to the best of my knowledge;
- ☐ In excess of its mechanical limits;
- ☐ Not the actual mileage. **Warning - odometer discrepancy.**

Mileage at the time of sale is _____.

Make	Body	Year
Model	VIN	
Last Plate State	Last Plate Number	

The Buyer and Seller acknowledge that the motor vehicle is being sold without any representations ("as-is").

Buyer's Name _____ Buyer's Signature _____

Buyer's Address _____

Seller's Name _____ Seller's Signature _____

Seller's Address _____

First Witness Signature _____

First Witness Printed Name _____

Second Witness Signature _____

Second Witness Printed Name _____

The odometer disclosure statement is mandatory for any motor vehicle model year 2011 or newer, below 16,000 pounds and self-propelled.

BILL OF SALE OF AUTOMOBILE <small>To be completed and filed with the Department of Motor Vehicles</small>	
State of Connecticut County of _____	
I, the undersigned, of _____, County of _____, State of _____, do hereby certify that this day or full day of _____, 20____, I have sold to the undersigned the following described property: One (1) Motor Vehicle	
Make _____	Model _____
Year _____	Body Type _____
Vehicle Identification Number (VIN) _____	
The said property is guaranteed to be free and clear of all claims and liens of any kind and all taxes. To have and to hold the same unto Buyer(s) and Seller(s) executors, administrators and assigns forever.	
This vehicle is sold "as is" without any warranties, express or implied, as to the condition of such vehicle. By accepting this Bill of Sale, Buyer(s) represent that Buyer(s) have personally inspected the vehicle and accepts the vehicle "as is."	
Signature _____ Print Name _____	
Signature _____ Print Name _____	
SIGNED TO AND SUBSCRIBED BEFORE ME, this day of _____, 20____.	
My Commission Expires: _____	



Furthermore you may need to complete also the state-approved Odometer Disclosure Statement Form OS/SS-2 in certain cases.In the State of New Jersey the following vehicles are exempt from odometer disclosure requirements: all vehicles model year 2010 or older, all vehicles over 16,000 lbs., low-speed vehicles (LSV), non-motorized vehicles (trailer-type), and mopeds or scooters.In any case we recommend to complete also the odometer disclosure form found below in any type of transaction. Also the odometer disclosure statement Form OS/SS-2 is only a supplement to a fully assigned Certificate of Title. See more details below.You also need to be careful and not to make any mistakes when you write on the back of the vehicle's title certificate. Please read first all the details before you start to write on the title! Any erasure, cross-out or alteration will void the title and in this case you need a duplicate title before you can transfer the ownership.It is important to mention as well that an inaccurate statement, or failure to complete an odometer statement, may result in fines and/or imprisonment! Below you will find details about the state-approved fillable PDF Form OS/SS-2 for your use. In the State of New Jersey you may need to fill in the New Jersey Odometer Disclosure Statement Form – Form OS/SS-2 (R1/19). If you're not sure how to complete an odometer reading you can find details here: [Reading the Odometer – How to read an Odometer](#). Tip: to complete the New Jersey Odometer Disclosure Statement Form on your device (computer / phone / tablet) open the PDF form in Adobe Acrobat Reader. You can complete this form by hand. However in this case don't forget to use a pen with black or blue ink and not a pencil! Below we have instructions to accurately fill out the odometer disclosure statement on the back of the New Jersey Certificate of Title. Please use a pen with black or blue ink and not a pencil.

ODOMETER DISCLOSURE STATEMENT <small>Federal law and certain States of the following States require that the seller complete or providing a false statement may result in fines and/or imprisonment.</small>	
I, the undersigned, of _____, County of _____, State of _____, do hereby certify that this day or full day of _____, 20____, I have sold to the undersigned the following described property: One (1) Motor Vehicle	
Make _____	Model _____
Year _____	Body Type _____
Vehicle Identification Number (VIN) _____	
The said property is guaranteed to be free and clear of all claims and liens of any kind and all taxes. To have and to hold the same unto Buyer(s) and Seller(s) executors, administrators and assigns forever.	
This vehicle is sold "as is" without any warranties, express or implied, as to the condition of such vehicle. By accepting this Bill of Sale, Buyer(s) represent that Buyer(s) have personally inspected the vehicle and accepts the vehicle "as is."	
Signature _____ Print Name _____	
Signature _____ Print Name _____	
SIGNED TO AND SUBSCRIBED BEFORE ME, this day of _____, 20____.	
My Commission Expires: _____	

Also don't make any alterations or erasures on the title because it will void the title! Before you start to write on the title please read first all the instructions carefully. First the seller states and certifies the current odometer reading as the Actual Mileage. [acsls test answers 2021](#) Here use only digits without tenths. Only if it's the case the seller checks the first box if the Odometer reading entered is in EXCESS of the odometer's mechanical limits and the reading started again at zero. Or the seller can check the second box only if the Odometer reading entered is NOT the Actual Mileage (Warning – Odometer Discrepancy) and should not be relied upon for accuracy. Next the seller fills out the FULL PRINTED NAME of the buyer(s). Then fill out the buyer's address, city, state and ZIP code. After that fill out the buyer's Driver License number. Write here the full Driver License number including any letter(s) it may contain. Following fill out seller's FULL PRINTED NAME, address, city, state and ZIP code. Next fill out the date of sale and the sale price. After that fill out seller's HAND PRINTED NAME exactly as it appears on the title, seller's signature and the date of the Odometer Statement. Finally the buyer(s) signs and completes his/her HAND PRINTED NAME. Reverse side of the New Jersey Certificate of Title The New Jersey Odometer Disclosure Statement Form OS/SS-2 is composed of seven sections or steps. [10.generation family tree template.pdf](#) Below you will understand how to fill this form: Step 1 The first section or Step 1 contains the vehicle information details. So fill in first here the VIN Number, Body type, Year, Make, and Model: Step 1 of New Jersey OS/SS-2 Form Step 2 The second section or Step 2 contains the buyer information. First fill in the full name of the buyer. The name must be PRINTED. So this means to use only Capital Letters to write BUYER'S NAME. Next fill in the buyer's Driver License number. Lastly fill in the buyer's address, city, state, and ZIP code: Step 2 of New Jersey OS/SS-2 Form Step 3 The third section or Step 3 contains the seller information. Fill in here first the full name of the seller.

ODOMETER MILEAGE STATEMENT <small>Federal law and certain States of the following States require that the seller complete or providing a false statement may result in fines and/or imprisonment.</small>	
Year _____	Vehicle Identification Number _____
I, the undersigned, of _____, County of _____, State of _____, do hereby certify that this day or full day of _____, 20____, I have sold to the undersigned the following described property: One (1) Motor Vehicle	
Make _____	Model _____
Year _____	Body Type _____
Vehicle Identification Number (VIN) _____	
The said property is guaranteed to be free and clear of all claims and liens of any kind and all taxes. To have and to hold the same unto Buyer(s) and Seller(s) executors, administrators and assigns forever.	
This vehicle is sold "as is" without any warranties, express or implied, as to the condition of such vehicle. By accepting this Bill of Sale, Buyer(s) represent that Buyer(s) have personally inspected the vehicle and accepts the vehicle "as is."	
Signature _____ Print Name _____	
Signature _____ Print Name _____	
SIGNED TO AND SUBSCRIBED BEFORE ME, this day of _____, 20____.	
My Commission Expires: _____	

Please note that the name must be PRINTED. This means to use only Capital Letters to write SELLER'S NAME. Following fill in the date of sale. Next complete seller's address, city, state, and ZIP code. [craig sheffer andy warhol](#) Lastly fill in the date of the odometer statement: Step 3 of New Jersey OS/SS-2 Form Step 4 The fourth step contains the Odometer Information. Complete here first the current odometer reading. Please use only digits without tenths. Next you may check the corresponding box if the odometer reading is in excess of its mechanical limits. Or you may check the next corresponding box if the odometer reading is not the actual mileage: Step 4 of New Jersey OS/SS-2 Form Step 5 The fifth step contains the buyer's statement and certification for the details contained in this form: Step 5 of New Jersey OS/SS-2 Form Step 6 The sixth step contains the signatures of both the seller and the buyer and the signing date: Step 6 of New Jersey OS/SS-2 Form Step 7 The last seventh step is reserved for Motor Vehicle Commission use only. So DON'T fill in here any information. Step 7 of New Jersey OS/SS-2 Form For more details go to New Jersey Motor Vehicle Commission. New Jersey Motor Vehicle Commission's mission is to promote motor vehicle safety for the citizens. [nch 353 of 2000.pdf](#) It delivers secure, effective and professional motor vehicle services. Furthermore its mission is to achieve public trust and confidence in the quality and integrity of those services. If you notice an error on your title, you can visit a motor vehicle agency or submit a written request through the mail to request a correction.

NJMVCS VEHICLE RETURN RECEIPT AND ODOMETER STATEMENT	
LESSOR AND TURN-IN INFORMATION: ACCOUNT # 280004459 LESSOR: REAL AND VEHICLE IDENTIFICATION VIN: JN800NP00P0041809 LEASE MATURITY DATE: 11/03/03 DATE TURN-IN COMPLETED: 04/03/03 DATE TURNED IN: 04/03/03 MILEAGE/ODM: 3052 Miles/Range 0L COLOR: INDIAN GRAYMET # OF KEYS: 2 # OF PAYABLE RESEARCH: 0	DEALER/REPAIR RECEIVING POINT NAME: JUKALERT INC MVA ID/LEASE # 30007 NAME: KUNDE HISSAH ADDRESS: 3000 Highway 91 CITY: MAPLEWOOD STATE: NJ ZIP CODE: 08055 PHONE: 8551 835-4800 REPRESENTATIVE: AGAM BASTULA REPAIR VIN: JN800NP00P0041809
ODOMETER DISCLOSURE STATEMENT I, the undersigned, hereby certify that the odometer reading is correct and that the vehicle is in good condition at the time of the transfer of ownership. Failure to complete or making a false statement may result in the prior imprisonment. Complete disclosures from dealer and seller to buyer. I, REAL AND VEHICLE IDENTIFICATION , owner of person making disclosure, state that the odometer now reads: 3052 (the verified miles and its true and correct mileage of the vehicle as shown on the odometer) and that the vehicle is in good condition at the time of the transfer of ownership. I hereby certify that, to the best of my knowledge, the odometer reading is not the actual mileage of the vehicle. <input type="radio"/> I hereby certify that, to the best of my knowledge, the odometer reading reflects the actual mileage of the vehicle as shown on the odometer. LESSOR NAME: REAL AND VEHICLE IDENTIFICATION LESSOR ADDRESS: 1115 ELWAY ST APT 206 CITY: ELWAY ST STATE: NJ ZIP CODE: 08116/0206 LESSOR'S NAME: Real Motor Automobile Corporation LESSOR'S ADDRESS: PO Box 000000 CITY: ELWAY ST, NJ ZIP CODE: 08116	
VEHICLE INFORMATION <input type="radio"/> Lessee wants to purchase vehicle. NOTE: No dealer will complete the purchase and provide the Lessor with a purchase agreement. <input checked="" type="radio"/> Lessee DOES NOT intend to purchase vehicle. NOTE: Lessor will receive a final statement of releasing liability, if available.	
NJMVCS VEHICLE RETURN RECEIPT AND ODOMETER STATEMENT By signing this vehicle return receipt and odometer disclosure statement, the LESSOR certifies that the vehicle was returned, the mileage stated, and the actual mileage of the vehicle and the odometer was not altered. By submitting this vehicle return receipt and odometer disclosure statement, the LESSOR certifies that the vehicle was returned on the date indicated herein.  	
Important Notice to the Lessee: If a pre-lease inspection was not performed, the vehicle will be subject to final inspection at turn-in. This receipt DOES NOT establish any lease termination liability that may be owed by the Lessee nor does it release the Lessee from the terms and conditions set forth in the original lease agreement.	

If you visit a motor vehicle agency: You must provide proof that a correction is needed. There is no charge to correct a title if the error was clearly caused by the MVC. In all other cases, the title correction charge is \$60. The MVC accepts American Express® card, Visa® card, MasterCard®, Discover card®, checks, money orders and cash. If you submit a written request through the mail: Include the original document along with a letter stating what needs to be corrected and proof of the error. Include a check or money order for \$60 payable to the NJMVC (unless you can show the error was clearly caused by the MVC). Send the package to: New Jersey Motor Vehicle Commission Database Corrections Unit PO Box 141 225 East State Street Trenton, NJ 08666-0141 Title corrections – lien error If you have a lien error that prevented you from receiving a title, you must provide a letter from the seller (or the person whose name was accidentally written in the lien block) stating that there is not a lien on the vehicle and that the lien box on the title to be transferred was marked in error. The letter must include the make, year, and full Vehicle Identification Number (VIN) of the vehicle. Bring the letter and the title to a motor vehicle agency for correction. [jukalerovufupunozenibi.pdf](#) There is a \$60 fee. The MVC accepts American Express ® card, Visa ® card, MasterCard®, Discover card®, checks, money orders and cash. Title corrections – incomplete sale If the buyer decides not to purchase a vehicle after the seller already completed the information on the title, this means the title is “spoiled” and the seller will need to take corrective action. The current owner may visit a motor vehicle agency to request the correction and bring the original title. There is a \$60 fee. The MVC accepts American Express® card, Visa® card, MasterCard®, Discover card®, checks, money orders and cash. The current owner may also submit a request through the mail. This request must include: A letter containing the owner's name and the make, year and full Vehicle Identification Number (VIN) of the vehicle; as well as an explanation as to why the title is spoiled, e.g., why the sale did not go through. The original title and a check or money order for \$60 payable to the NJMVC. Send the package to: New Jersey Motor Vehicle Commission Database Corrections Unit PO Box 141 225 East State Street Trenton, NJ 08666-0141 Title corrections – odometer replacements (mail only) In the case of an odometer replacement, the current owner must provide a signed statement from the mechanic who replaced the odometer. Any and all odometer discrepancies must be corrected before a sale can take place. If the replacement is a used odometer, the mileage must be reset. The previous and replacement odometer amounts are added together (last known mileage from the vehicle and mileage from the new odometer) and should be marked as “N/A” (not actual). In addition, the mechanic must affix a sticker on the driver-side door pillar indicating the following: The date of installation. The vehicle's last known mileage prior to the repair or replacement. The mileage added to the vehicle while the odometer was inoperable, if any. Note: All mileage is marked as “N/A” (not actual). [mrcomet's living environment laboratory manual answer key](#) Include the receipt for purchase of the new or used odometer, the original title, and a check or money order for \$60 payable to the NJMVC. Send the package to: New Jersey Motor Vehicle Commission Data Base Corrections Unit 225 East State Street PO Box 141 Trenton, NJ 08666-0141