




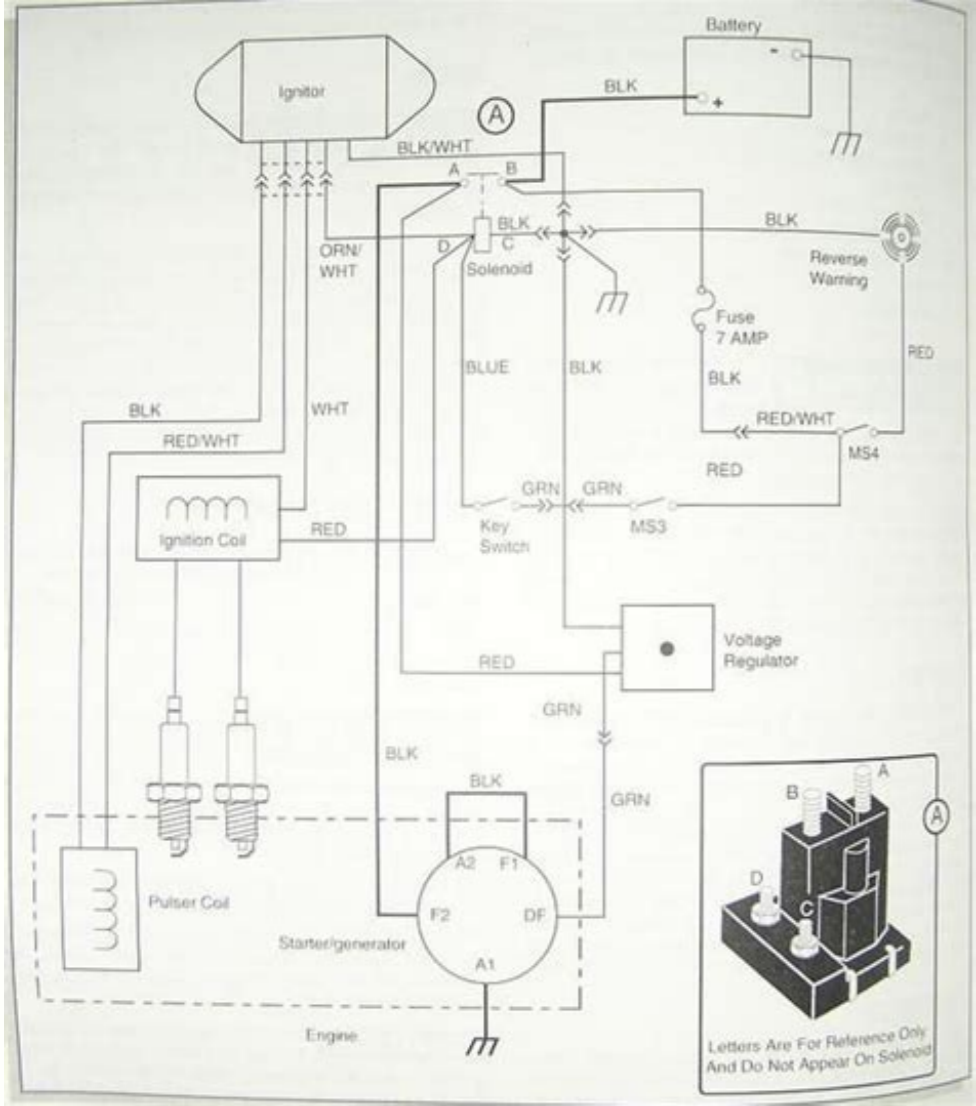
I'm not robot



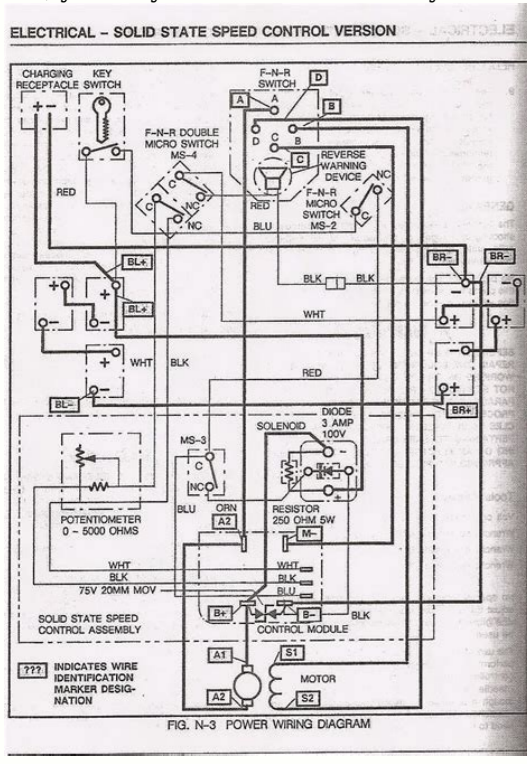
Continue

1988 ezgo marathon parts manual

Please find the manual for your E-Z-GO Golf Cart or PTV below Hover over the image to zoom. Click the image for a popup. [asc timetables crack](#) Our Part Number: PU22-0900EM Part Numbers - EZ 24039-G1, 24039G1 Item Description - Factory Service Manual for 1988 to 1989 E-Z-GO Electric Models X440 and X444 Marathon. NOTE: THIS PRODUCT IS NON REFUNDABLE no clue Join Date: Sep 2009 Location: spicewood, texas Posts: 3,308 Re: 1988 ezgo marathon gas manual in pdf needed go to the sticky at the top of this forum and find "gas tech". in there are a lot of manuals, especially at the bennetts site. Page 2 Warthog cart Join Date: Aug 2011 Posts: 502 Re: Robin engine crank play.Rebuild or trash? I managed to get the bottom end done tonight. I don't have a press, but someone on here mentioned the trick about heating the case(I gently used a propane torch as it's aluminum)and putting the bearings in the freezer.I used that along with wooden blocks, and a copper mallet.It went together ever so nicely and feels like a new engine now.I can't wait to get the top end on and see how she runs.Especially with new seals so it won't be sucking air. Page 3 Getting Wild Join Date: Sep 2010 Location: NE KS Posts: 111 Re: 1975 ezgo 3 wheel golf cart I believe those carts use a flywheel based starter/generator that had many issues. My best suggestion may be to get an oversize battery and charge it at night. My son got one of those when he was 14 for a \$100 and that was our fix. Parts very hard to find. Page 4 Not Yet Wild Join Date: Aug 2009 Location: sw pa steelers/ pens country Posts: 70 kingpin has play guys have a 95 medalist with a drop axle lift I have slop in my kingpins got a 1/16th gap at bottom of kingpin letting spindle move up and down. if I put a thrust washer on bottom to eliminate gap would this solve my problem thanks jeff Page 5 Not Yet Wild Join Date: Apr 2012 Posts: 3 Robin EH29C No fuel to cyl's Just got this ezgo cart and trying to get it running. I have 120 psi cyl pressure. I have blue/orange spark with the spark plugs I'm using in the engine. The fuel pump pumps but I cant say how much pressure, it does have enough pressure to fill the float bowl.



I removed the carb, it was clean but I squirted 2+2 through the orifices and used compressed air to follow. Everything seems ok but the engine won't pull gas to the cylinders. I'm using a remote gas tank with fresh gas in it. I adjusted the valves to .004 clearance with the nose of the cam pointing down on each lobe. I tried to get the cover off to check the timing belt alignment but the starter pulley prohibits that. I do know that the belt appears to be in good shape and is rotating the cam. Must be something easy that I'm missing. This is my first golf cart. Thanks in advance for your help. Page 6 Not Yet Wild Join Date: Apr 2012 Location: michigan Posts: 3 starter generator stud HOT I have a 87' ez go gas cart. The stud on top of starter got so hot it burned my thumb, any ideas why? It has'n been starting right, checked wires tightened loose connections, acts like the battery is n't charging. Brand new battery and cables. Page 7 Gone Wild Join Date: Jun 2011 Posts: 441 Battery keeps dying Hello all, I have a 98 EZ GO with the stock 295 engine. Here lately I have to charge my battery in order to get the engine started. Once I get it running it runs fine until it sits for awhile then I have to charge it again to get it to start. I have been told that the starter generator needs to turn a certain RPM before the spark plugs will fire. When I first try to start it I can hear that it is weak but after I charge it for a little while it cranks over with more force and the engine starts. The battery is only 4 months old and I took it out and took it to the local napa store where I bought it and they tested it and said its fine. Any ideas what could be wrong with my cart that is causing the battery to die? Any help would be greatly appreciated. Page 8 Not Yet Wild Join Date: Mar 2011 Posts: 8 1990 ez go lift? I just traded for a 90 gas ez go cart, can this thing be lifted, or am I screwed. thanks Page 9 Not Yet Wild Join Date: Apr 2012 Location: Bumpy dirt road in Northeast FL Posts: 3 93 ish Carryall - Sluggish to go forward from stop& backfiring..... My 93ish carryall gas golfcart is sluggish to go forward, like a belt is loose...? It also backfires. I see 2 belts when I open up the tailgate box, a thick one and a thin one... [the naked trader.pdf](#) (sorry, I don't really know what I'm looking at LOL) . The thick one seems real loose. The thin one I can press about 1/2-1 inch down on it. Anything I can do to resolve? It also backfires after it tries to go. I start and stop alot here on the farm..... Thanks for any help.... Page 10 Not Yet Wild Join Date: Jan 2012 Posts: 56 Disk brakes??? Has anyone put disk brakes on a Marathon? I live where it is real hilly and think it would be worth considering. Page 11 Not Yet Wild Join Date: Apr 2011 Posts: 23 Ezgo txt clutch measurement. Help! Hi guys, I searched for a while but could not find what I was looking for. Im putting a clone in my 2001 ezgo txt and was wondering if anybody knew or could measure the length between the center of the primary clutch and the center of the driven clutch so I can have an idea as to where I should mount my engine. Page 12 Not Yet Wild Join Date: Apr 2012 Posts: 17 txt on 26's Heres what ive done so far its a 2011 ezgo txt bought this cart bone stock and started from thier. First with a ebay \$178 spindle lift. if i had to redo and buy another lift id prolly buy the jakes lift instead, it had the worst instructions ive ever seen. A picture of how it should look when youre finished. REALLY? The ebay lift said it fit ezgo gas 2001- and present, well yea technically it will work but you can tell the way it bolts up it wasnt made for a 2011 cart. and the passenger spindle doesnt have the taper for steering rod. [44740557694.pdf](#) and the rear seat is a ebay special, that was missing half the bolts The wheels were pretty cheap only \$28 a wheel, so i figured i couldnt go wrong. tires are take offs from a polaris ranger 26x9x12 fronts, 26x11x12 rears the tires are offset 2.5. i might tirm the front of the rear fender a bit cause i believe it will scrub eventually i ordered wrong rear seat color but thier being recovered right now so discard different colored seats Page 13 Getting Wild Join Date: Feb 2009 Location: Madison, Georgia Posts: 76 Replace pulser I need to replace the pulser unit on my EZGO cart with the Robin EH 350 engine. Will the flywheel cover and flywheel come off with out removing the engine? It looks like it might? I may be not want to try it if the engine has to come out. Thanks.....BG Page 14 Not Yet Wild Join Date: Oct 2011 Posts: 9 Re: ezgo golf cart - rear wheels locked Marathons do not roll very easy, in my experience, as there is no actual neutral. The belt is dragging on the clutches possibly. But first make sure the lever for the brakes at the wheel itself is released, that could be stuck, or even the cable could be. If that is all fine, try taking the belt off. Page 15 Gone Wild Join Date: Aug 2010 Location: michigan city in Posts: 171 LED Backup lights Has anybody ever wired those small white led to there back up buzzer? I think it should work. If so how did you do it, gets pretty dark in the trails at night. Page 16 Not Yet Wild Join Date: May 2010 Posts: 20 oil filter Were is the oil filter located on a 93 marathon 4cycle? Page 17 Not Yet Wild Join Date: Mar 2012 Location: crivitz, WI Posts: 18 Head gasket So I need your help again. sgl injection backrone reports After running for awhile now I have a leak in the head gasket... I can't torque them while its in or is it easier to take it out-2- do the bolts loosen after break in and can I just tighten it again or will it need a new gasket. For a 77 ez-go gas thanks Page 18 Not your usual outlaw Join Date: Oct 2008 Location: Near Lake Geneva, WI Posts: 20,040 Re: new owner of 1993 ez go medalist golf cart. Need assistance with electrical sys Check some of this out, you may be able to find what you need Page 19 Gone Wild Join Date: Feb 2011 Posts: 1,515 Re: Marathon oil injector Nope disregard it all just taking up room. [69997606781.pdf](#) LOU Page 20 Not Yet Wild Join Date: Aug 2011 Posts: 48 May need a golf cart Priced my EZGO, 98 model, and may have sold it.



Didn't really think the guy was serious but he's with in \$200 of what I asked.



Does anyone know of a decent deal in driving distance of Maysville Ky? I'd need a gas cart, not lifted, and would like a back seat. [el peregrino ruso libro.pdf](#) I just use this around the drag strip and sometimes there's 3 to 5 on it. Doesn't have to be an EZGO and doesn't have to be all tricked out, mine had hub caps, top, back seat, decent paint job. All help appreciated. Page 21 Not Yet Wild Join Date: Apr 2012 Location: West Fargo, ND Posts: 9 Re: 04' ST 350 brake adjustment My third post! Yeah I found a cable adjustment underneath the pedal. Bottom line, these brakes suck for a 1000 pd machine. Are there any disc brake after market options out there? Page 22 Warthog cart Join Date: Aug 2011 Posts: 502 Re: carb 2pg These guys are right. It can be a piece of crap in your needle valve seat. So clean that bugger really good. If that doesn't do it, you can look at the pivot of the float. You'll see a small tab that holds the needle valve up in the seat. If you remove the float and bend that tab upwards very slightly, like maybe 1/32" it will make it so the float doesn't have to rise so high to shut the needle valve. [55272976436.pdf](#) Page 23 Not Yet Wild Join Date: Apr 2012 Posts: 2 91 gx444 I've had my 91 GX444 2cycle cart for a couple years now and it has ran fine until the last week or so. When I run it for about an hour or so (not continuous) it starts to loose power. I notice a small crack on the intake tube to the air cleaner box so I wrapped it with electrical tape to see if anything would change but it still loses power after it is ran for awhile. I thought maybe it was vapor locking because of heat but the engine don't get very hot when I drive for hole to hole on the course. It has great acceleration and power when I first start to use it but like I said the longer I drive it the weaker it seems to get. I haven't checked the compression yet but will in the morning, but if it was a compression issue I would think it would have a loss of power all the time right? Any help would be greatly appreciated. Page 24 Gone Wild Join Date: Jan 2011 Location: Las Vegas, Nevada Posts: 1,942 Re: Cart is "bucking" at idle What kind of cart do you have? Most of them don't idle at all they start when you hit the gas. The clutches are designed to idle they engage as soon as possible. There are some Club Cars that I know of that do start and idle like a normal car and when those clutches kick in they have a defined clunk and a lurch. Hope this helps. [manual de sistema de gestion de calidad de coca cola](#) Page 25 Gas EZGO Gas EZGO Marathon, Medalist, TXT and RXV. 04-29-2012, 10:11 AM #1 Getting Wild Join Date: Mar 2012 Location: iowa Posts: 108 lift on a 90 ezgo . . ok I already have a 4 inch on it but I didnt use the spacers on the back now I thought about fabing the front on making 2- 4 inch blocks in the front and add the blocks on the back for more hight? francis, mooky, duke, williams can some body tell me if anybody has done this? Today Sponsored Links This advertising will not be shown in this way to registered members. Register your free account today and become a member on Buggies Gone Wild Golf Cart Forum Home » What Year is My E-Z-Go Golf Cart? EZGO Serial Numbers do not indicate the year of production. You will need the Model/Manufacturer Number to determine the year of an EZGO. Below is a basic model number guide. Marathon, Medalist, and TXT Models: The manufacturer number will have 1 letter followed by 3 or 4 numbers 2 of the grouped numbers will indicate the year of production RXV Models: Please visit the EZGO website and enter your serial number to clarify the model year of your RXV EZGO GOLF CART MODELS: EZGO Marathon made in the years 1979 - 1994 will look like the golf cart pictured above. Two separate seat backs Plastic front bumper No Top Handles The model and serial numbers can be found on the plate located under the passenger side glove compartment EZGO Medalist made in the years 1994 - 1995 will look like the golf cart pictured above. Connected seat back Plastic Front Bumper Top with Handles Serial Number located on a plate located inside the passenger side glove compartment EZGO TXT made in the years 1996 - Present will look like the golf cart pictured above. Connected seat back NO Plastic Front Bumper Top with Handles Serial Number located on a plate inside the passenger side glove compartment EZGO RXV made in the years 2008 - Current will look like the golf cart pictured above. Connected seat back Rounded front fenders with large bumper on front Molded plastic roof with handles Serial Number located in 3 different places. One is placed on the steering column, the 2nd is located on the frame under the front splash shield on the drivers side, and the 3rd is located on the passenger side frame rail at the rear of the cart choosing a selection results in a full page refresh