


# Loretta Veney Inspires! Puzzles

Thank you for purchasing a Puzzle made with LEGO bricks!


These two and four piece puzzles are fun for everyone, but have been designed especially for seniors, including those with cognitive decline! Loretta's Mom Doris had dementia for 16 years and absolutely loved engaging with these puzzles. When the pieces are moved around, the design changes into different patterns (from 4-8 patterns per puzzle) resulting in great engagement and lots of Joy!

## PUZZLES



- 1) To begin the fun, turn the puzzle over and remove the LEGO piece holding the puzzle pieces together.



- 2) Move the pieces around to form different patterns / configurations. The photos provide examples of how the designs change, but there is no right or wrong way to use the puzzles. The goal is to engage with the pieces and have fun!



## SPINNERS




Each puzzle comes with a small round piece that when placed on the back of the puzzle allows it to spin! After attaching the spinner in the middle of the back of the

puzzle, place it on a flat surface and spin the puzzle in either direction to watch the magic happen.

## MEMORY MATCH GAME

The game comes in sets of 10 or 20 pieces containing 5 or 10 pairs of matching octagons. To start the game, turn all the octagons over (design side down). Selecting one octagon at a time, try to find its match from the remaining pieces by remembering where the match is located. When the match isn't found, turn both pieces back over and continue to turn the pieces over one at a time until all the matching pairs have been found. How great is your memory?



**Warning!!!** The puzzle LEGO pieces called DOTS are very small and could be a choking hazard and are not intended for small children or those with late stage cognitive issues! Those with cognitive issues should not be left unsupervised with the puzzles.