

SECTOR - 80

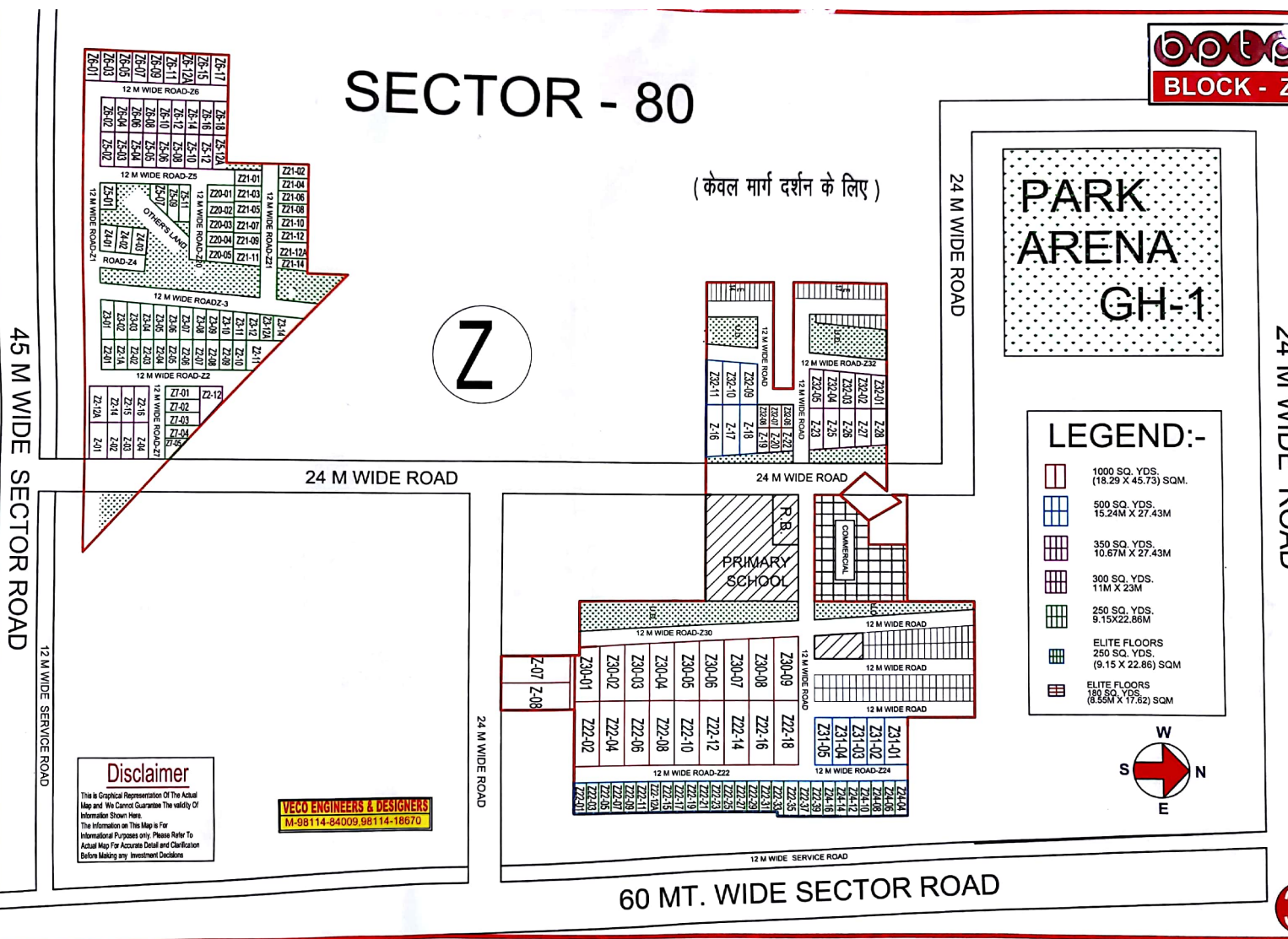
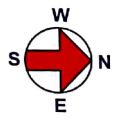
(केवल मार्ग दर्शन के लिए)

Z

PARK ARENA GH-1

LEGEND:-

- 1000 SQ. YDS.
(18.29 X 45.73) SQM.
- 500 SQ. YDS.
15.24M X 27.43M
- 350 SQ. YDS.
10.67M X 27.43M
- 300 SQ. YDS.
11M X 23M
- 250 SQ. YDS.
9.15X22.86M
- ELITE FLOORS
250 SQ. YDS.
(9.15 X 22.86) SQM
- ELITE FLOORS
180 SQ. YDS.
(6.55M X 17.52) SQM



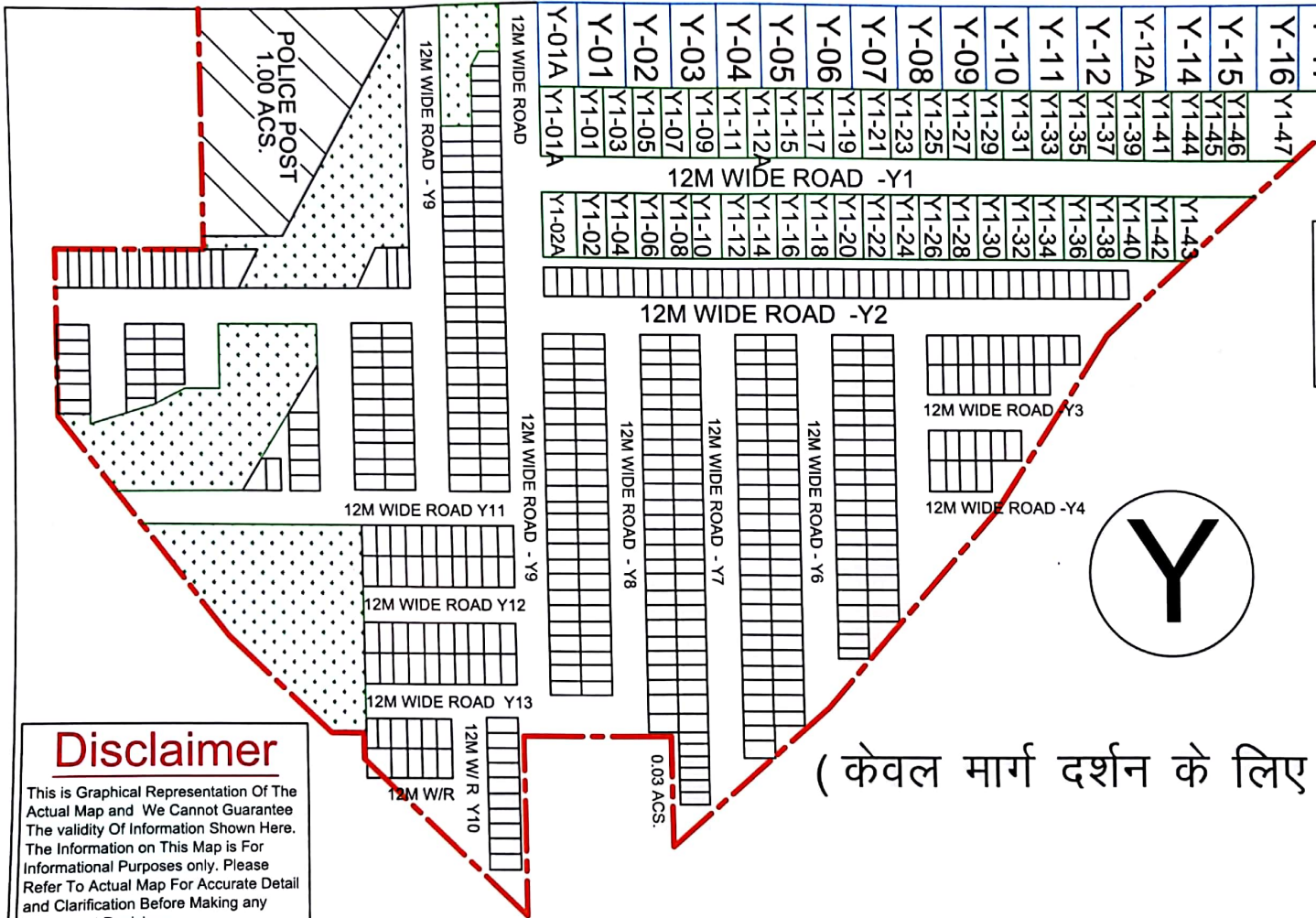
Disclaimer
This is Graphical Representation Of The Actual Map and We Cannot Guarantee The Validity Of Information Shown Here.
The Information on This Map is For Informational Purposes only. Please Refer To Actual Map For Accurate Detail and Clarification Before Making any Investment Decisions

VECO ENGINEERS & DESIGNERS
M-98114-84009, 98114-18670

45 MT. WIDE ROAD

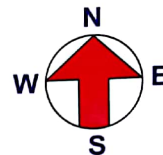
24 M WIDE ROAD

24 M WIDE ROAD



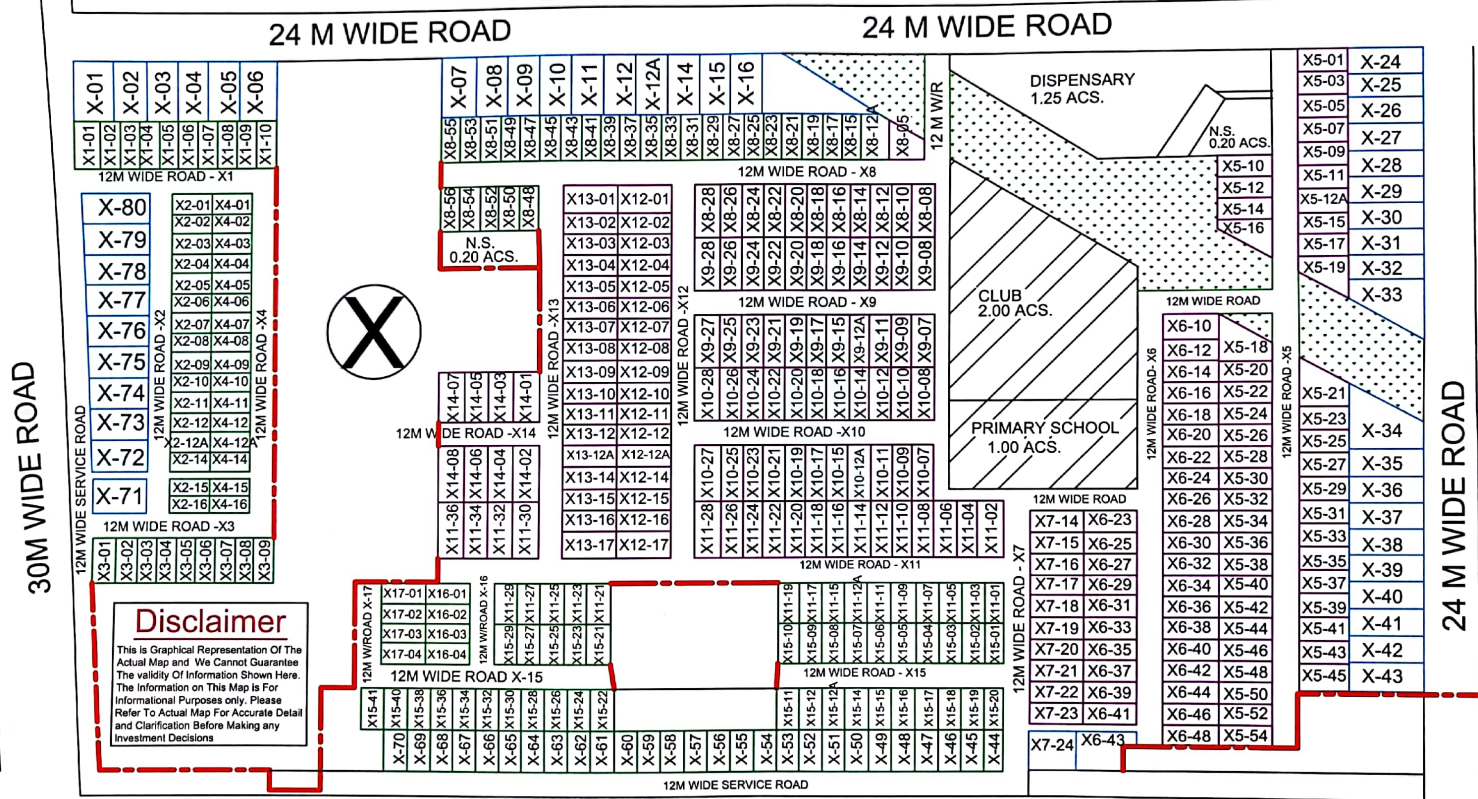
LEGEND:-

	500 SQ. YDS. 15M X 28M
	350 SQ. YDS. 10.67M X 27.43M
	300 SQ. YDS. 11M X 25M
	250 SQ. YDS. 9.5M X 22M



SECTOR- 76

(केवल मार्ग दर्शन के लिए)



Disclaimer
This is Graphical Representation Of The Actual Map and We Cannot Guarantee The validity Of Information Shown Here. The Information on This Map is For Informational Purposes only. Please Refer To Actual Map For Accurate Detail and Clarification Before Making any Investment Decisions

45M WIDE SECTOR ROAD

(केवल मार्ग दर्शन के लिए)

SECTOR-76



24 M WIDE ROAD



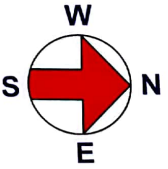
LEGEND:-

	500 SQ. YDS. 15M X 28M
	350 SQ. YDS. 10.67M X 27.43M
	300 SQ. YDS. 11M X 23M
	250 SQ. YDS. 9.5M X 22M

24 M WIDE ROAD

Disclaimer

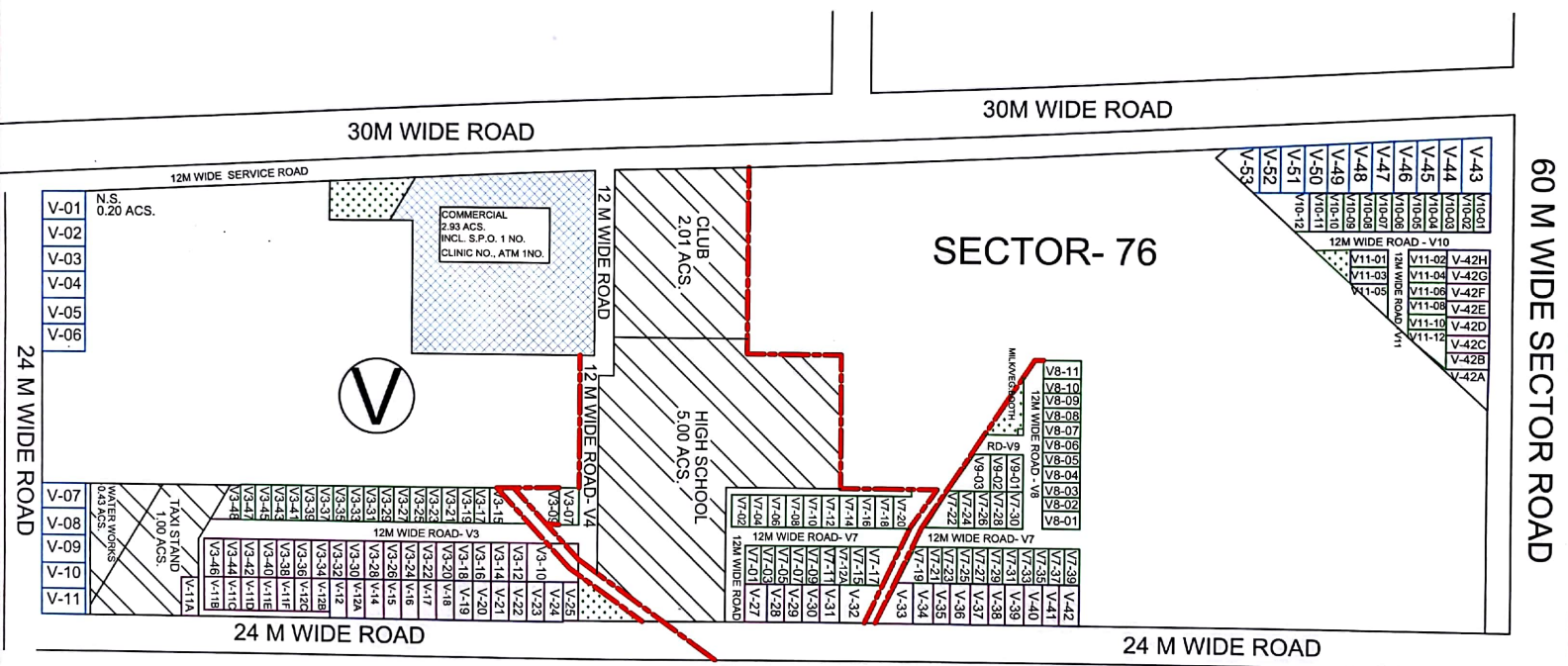
This is Graphical Representation Of The Actual Map and We Cannot Guarantee The validity Of Information Shown Here. The Information on This Map is For Informational Purposes only. Please Refer To Actual Map For Accurate Detail and Clarification Before Making any Investment Decisions



24 M WIDE ROAD

24 M WIDE ROAD

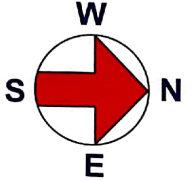
(केवल मार्ग दर्शन के लिए)



VECO ENGINEERS & DESIGNERS
M-98114-84009,98114-18670

LEGEND:-

	500 SQ. YDS. 15M X 28M
	350 SQ. YDS. 10.67M X 27.43M
	300 SQ. YDS. 11M X 23M
	250 SQ. YDS. 9.5M X 22M
	ELITE FLOORS 300 SQ. YDS. 11M X 23M
	ELITE FLOORS 250 SQ. YDS. 10.67M X 18.15M



Disclaimer
This is Graphical Representation Of The Actual Map and We Cannot Guarantee The validity Of Information Shown Here. The Information on This Map is For Informational Purposes only. Please Refer To Actual Map For Accurate Detail and Clarification Before Making any Investment Decisions

VECO ENGINEERS & DESIGNERS
 M-98114-84009,98114-18670

SECTOR- 76


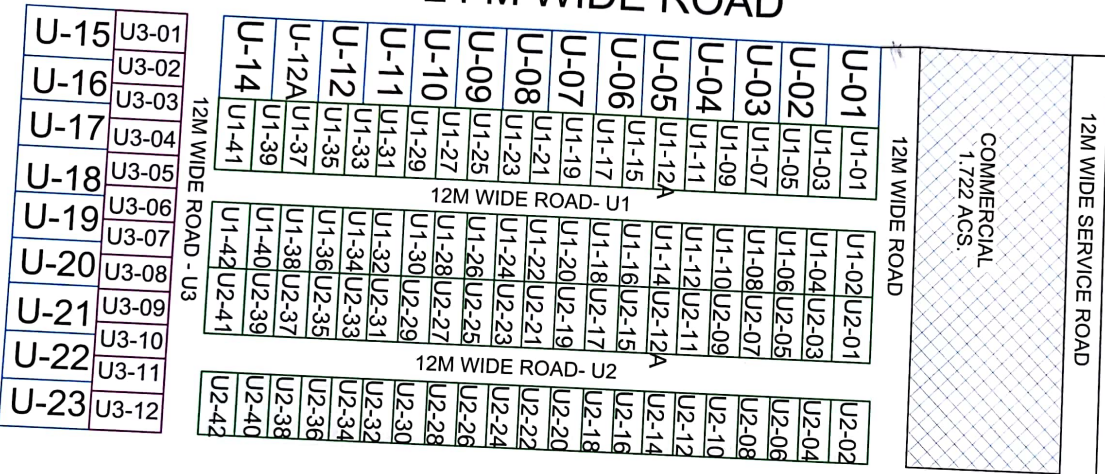
(केवल मार्ग दर्शन के लिए)



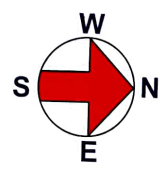
24 M WIDE ROAD

60 M WIDE SECTOR ROAD

24 M WIDE ROAD



GROUP HOUSING
PARK FLOORS - 2



LEGEND:-

	500 SQ. YDS. 15M X 25M
	350 SQ. YDS. 10.5M X 27.43M
	300 SQ. YDS. 11M X 23M
	250 SQ. YDS. 9.5M X 23M

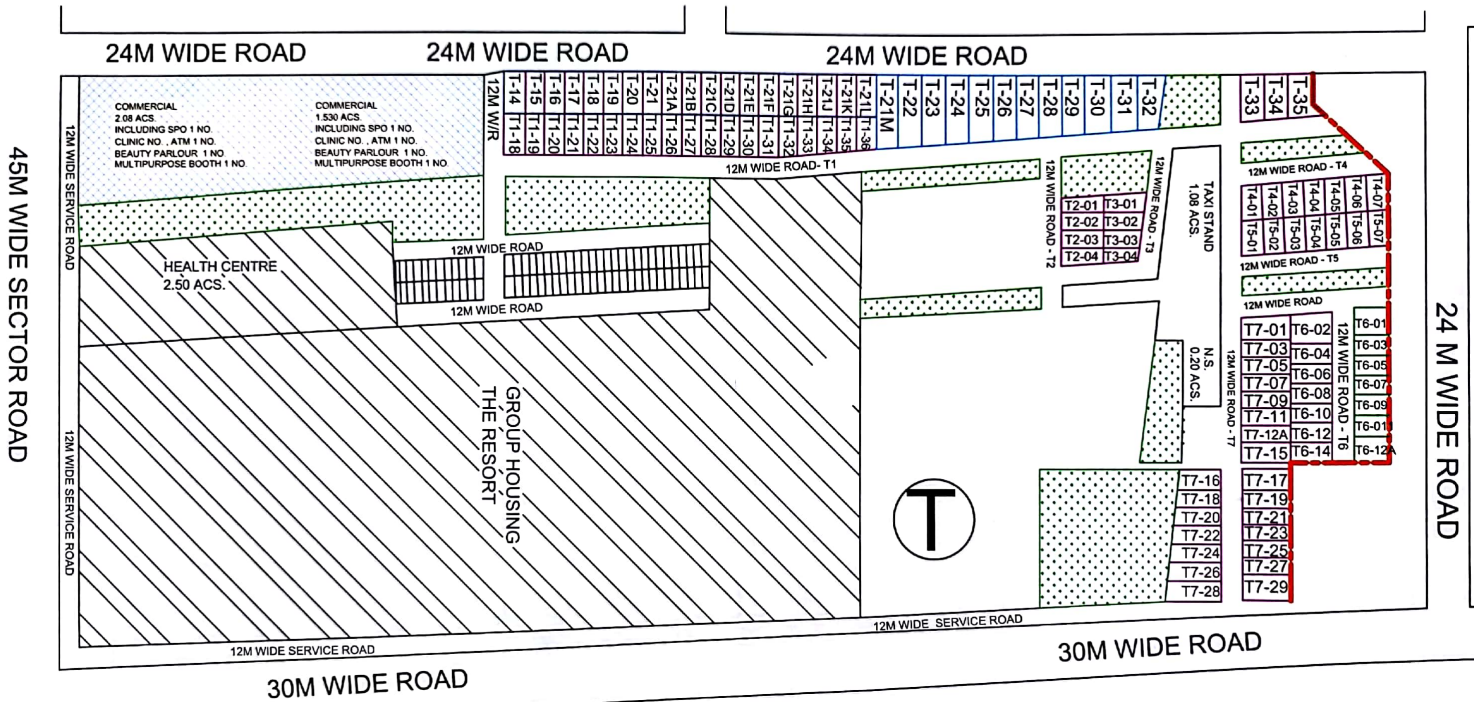
Disclaimer

This is Graphical Representation Of The Actual Map and We Cannot Guarantee The validity Of Information Shown Here. The Information on This Map is For Informational Purposes only. Please Refer To Actual Map For Accurate Detail and Clarification Before Making any Investment Decisions



SECTOR-75

(केवल मार्ग दर्शन के लिए)

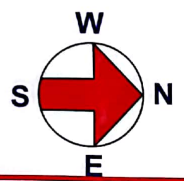


Disclaimer
 This is Graphical Representation Of The Actual Map and We Cannot Guarantee The validity Of Information Shown Here. The information on This Map is For Informational Purpose only. Please Refer To Actual Map For Accurate Detail and Clarification Before Making any Investment Decision.

VECO ENGINEERS & DESIGNERS
 M-98114-84009,98114-18670

LEGEND:-

	500 SQ. YDS. 15M X 23M
	350 SQ. YDS. 10.67M X 27.43M
	300 SQ. YDS. 11M X 23M
	250 SQ. YDS. 6.5M X 22M
	ELITE FLOORS 300 SQ. YDS. 11M X 23M



45 M WIDE SECTOR ROAD

SECTOR- 75

VECO ENGINEERS & DESIGNERS
M-98114-84009,98114-18670

(केवल मार्ग दर्शन के लिए)

HIGH SCHOOL
5.00 ACS.

COMMERCIAL
1.22 ACS.

24 M WIDE ROAD


30M WIDE ROAD

24 M WIDE ROAD

24 M WIDE ROAD

LEGEND:-

-  350 SQ. YDS.
10.67M X 27.43M
-  300 SQ. YDS.
11M X 23M
-  250 SQ. YDS.
9.5M X 22M
-  VILLAS
300 SYD.



SECTOR- 75







45 M WIDE SECTOR ROAD

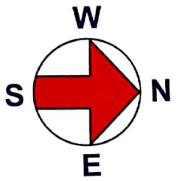
12 M WIDE SECTOR ROAD

(केवल मार्ग दर्शन के लिए)

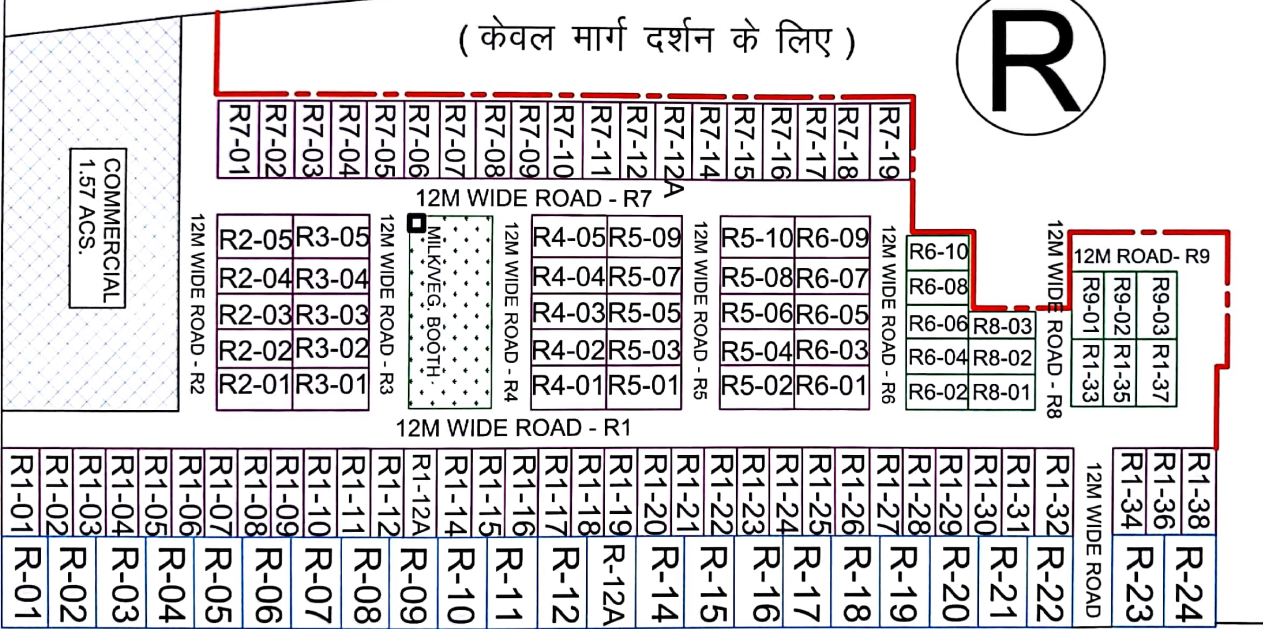


LEGEND:-

-  500 SQ. YDS.
15M X 28M
-  350 SQ. YDS.
10.67M X 27.43M
-  300 SQ. YDS.
11M X 23M
-  250 SQ. YDS.
9.5M X 22M



24M WIDE ROAD



24 M WIDE ROAD

VECO ENGINEERS & DESIGNERS
M-98114-84009,98114-18670

24M WIDE ROAD

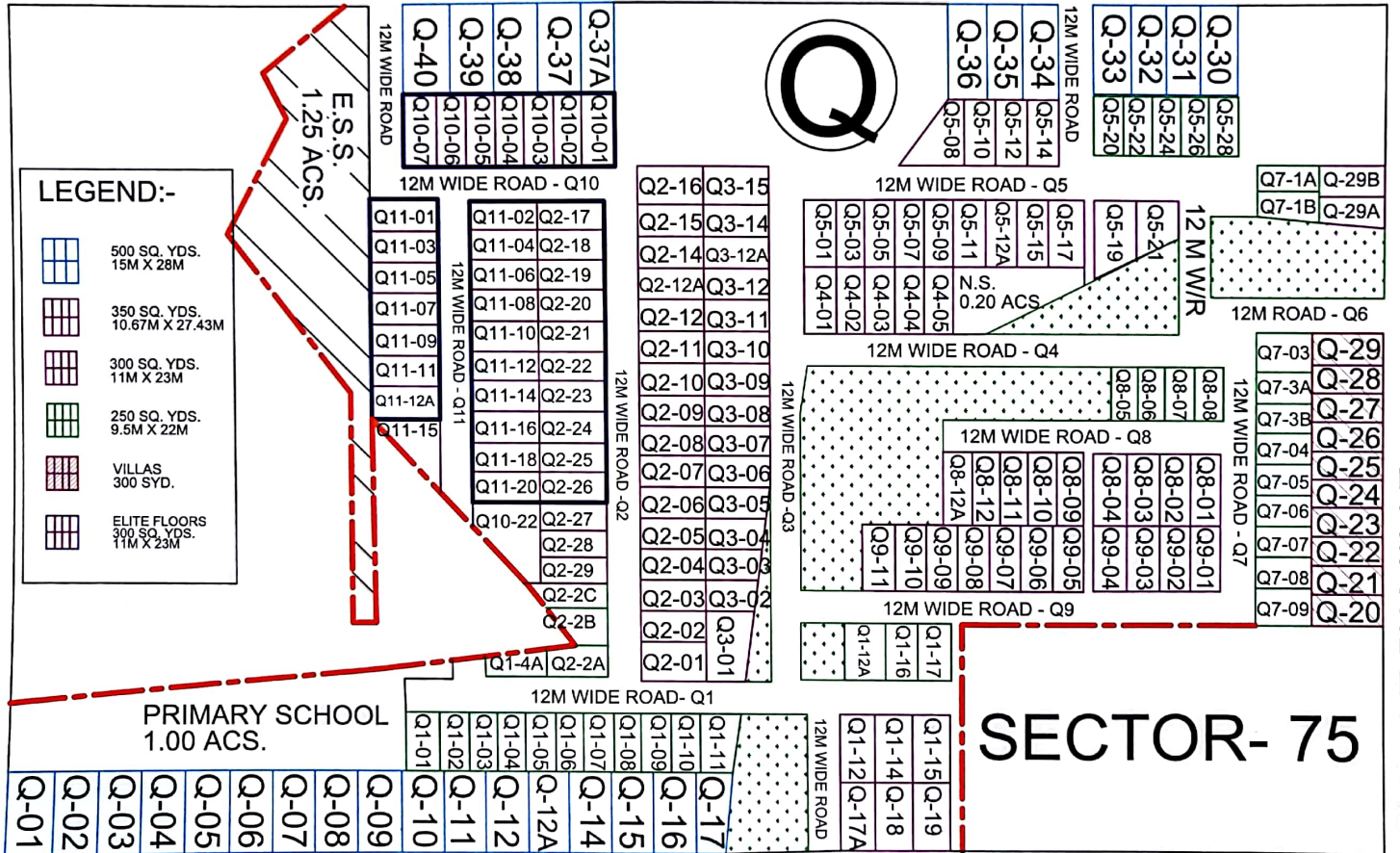
24 M WIDE ROAD

24 M WIDE ROAD

SECTOR- 75

24M WIDE ROAD

21



24M WIDE ROAD

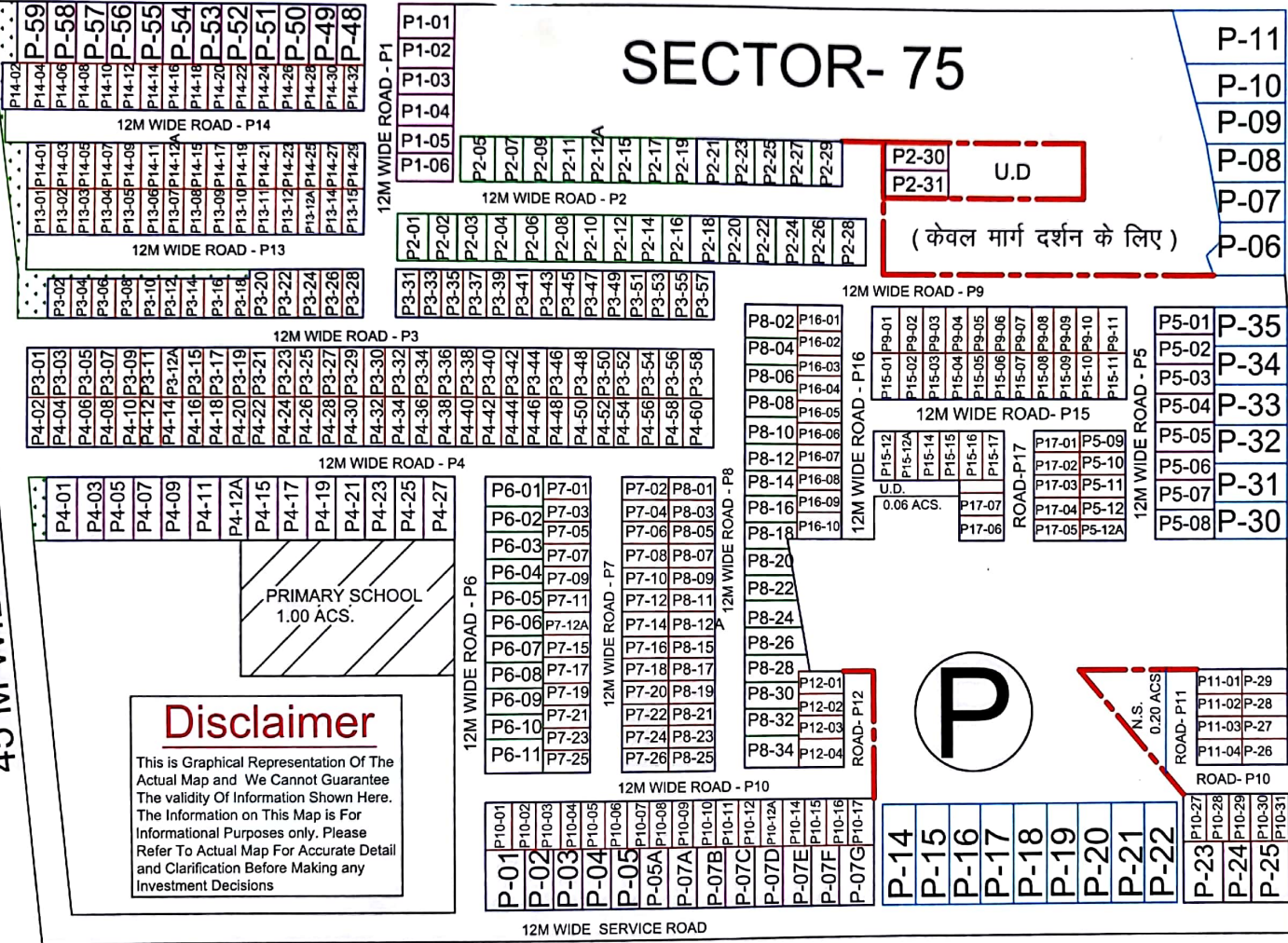
24M WIDE ROAD

SECTOR- 75

45 M WIDE SECTOR ROAD

24M WIDE ROAD

24M WIDE ROAD



Disclaimer

This is Graphical Representation Of The Actual Map and We Cannot Guarantee The validity Of Information Shown Here. The Information on This Map is For Informational Purposes only. Please Refer To Actual Map For Accurate Detail and Clarification Before Making any Investment Decisions

P2-30
P2-31 U.D.
(केवल मार्ग दर्शन के लिए)

P

N.S.
0.20 ACS

45M WIDE SECTOR ROAD

VECO ENGINEERS & DESI
M-98114-84009,98114-1

12M WIDE SERVICE ROAD

Actual Map and We Cannot Guarantee The validity Of Information Shown Here. The Information on This Map is For Informational Purposes only. Please Refer To Actual Map For Accurate Detail and Clarification Before Making any Investment Decisions

12 MT. WIDE SERVICE ROAD

30 MT WIDE SECTOR ROAD

12 MT. WIDE SERVICE ROAD

VECO ENGINEERS & DESIGNERS
M-98114-84009,98114-18670


E.S.S. (2 Nos.)

N.H.

18 MT. WIDE ROAD -M4

M4-01	M3-01	M-33	M-34	M-35	M-36	M-37	M-01
M4-02	M3-02	M3-21	M3-22	M3-23	M3-24	M3-25	M-02
M4-03	M3-03	M3-04	M3-05	M3-06	M3-07	M3-08	M-03
M4-04	M3-09	M3-10	M3-11	M3-12	M3-13	M3-14	M-04
M4-05	M3-15	M3-16	M3-17	M3-18	M3-19	M3-20	M-05
M4-06	M3-21	M3-22	M3-23	M3-24	M3-25	M3-26	M-06
M4-07	M3-27	M3-28	M3-29	M3-30	M3-31	M3-32	M-07
M4-08	M3-33	M3-34	M3-35	M3-36	M3-37	M3-38	M-08
	M3-39	M3-40	M3-41	M3-42	M3-43	M3-44	M-09
	M3-45	M3-46	M3-47	M3-48	M3-49	M3-50	M-10

SEC - 83



12 MT. WIDE ROAD

OTHER LAND

24 MT. WIDE ROAD

N.H.

M7-17	M6-01	M6-08	M5-15	M10-01	M10-02
M7-16	M6-02	M6-09	M5-14	M10-03	M10-04
M7-15	M6-03	M6-10	M5-12A	M10-05	M10-06
M7-14	M6-04	M6-11	M5-12	M10-07	M10-08
M7-12A	M6-05	M6-12	M5-11	M10-09	M10-10
M7-12	M6-06		M5-10	M10-11	M10-12
M7-11			M5-09		
M7-10					
M7-09					
M7-08					
M7-07					
M7-06					
M7-05					
M7-04					
M7-03					
M7-02					
M7-01					

M5-15
M5-14
M5-12A
M5-12
M5-11
M5-10
M5-09

M10-01
M10-03
M10-05
M10-07
M10-09
M10-11

SCO-M52	SCO-M01
SCO-M51	SCO-M02
SCO-M50	SCO-M03
SCO-M49	SCO-M04
SCO-M48	SCO-M05
SCO-M47	SCO-M06
SCO-M46	SCO-M07
SCO-M45	SCO-M08
SCO-M44	SCO-M09
SCO-M43	SCO-M10
SCO-M42	SCO-M11
SCO-M41	SCO-M12
SCO-M40	SCO-M12A
SCO-M39	SCO-M14
SCO-M38	SCO-M15
SCO-M37	SCO-M16
SCO-M36	SCO-M17
SCO-M35	SCO-M18
SCO-M34	SCO-M19
SCO-M33	SCO-M20
SCO-M32	SCO-M21
SCO-M31	SCO-M22
SCO-M30	SCO-M23
SCO-M29	SCO-M24
SCO-M28	SCO-M25
SCO-M27	SCO-M26

M5-06	M11-01
M5-05	M11-02
M5-04	M11-03
M5-03	M11-04
M5-02	M11-05
M5-01	M11-06
	M11-07
	M11-08
	M11-09
	M11-10

M11-01
M11-02
M11-03
M11-04
M11-05
M11-06
M11-07
M11-08
M11-09
M11-10

M11-10A	M2-15A
M11-11A	M2-16A
M11-11	M2-16
M11-12	M2-17
M11-12A	M2-18
M11-14	M2-19
M11-15	M2-20
M11-16	M2-21
M11-17	M2-22
M11-18	M2-23
M11-19	M2-24
M11-20	M2-25
	M2-26

M2-01
M2-02
M2-03
M2-04
M2-05
M2-06
M2-07
M2-08
M2-09
M2-10
M2-11
M2-12
M2-12A
M2-14
M2-15

M1-01
M1-02
M1-03
M1-04
M1-05
M1-06
M1-07
M1-08
M1-09
M1-10
M1-11
M1-12
M1-12A
M1-14
M1-15

M11-01
M11-02
M11-03
M11-04
M11-05
M11-06
M11-07
M11-08
M11-09
M11-10

M11-10A
M11-11A
M11-11
M11-12
M11-12A
M11-14
M11-15
M11-16
M11-17
M11-18
M11-19
M11-20

M2-01
M2-02
M2-03
M2-04
M2-05
M2-06
M2-07
M2-08
M2-09
M2-10
M2-11
M2-12
M2-12A
M2-14
M2-15

M1-01
M1-02
M1-03
M1-04
M1-05
M1-06
M1-07
M1-08
M1-09
M1-10
M1-11
M1-12
M1-12A
M1-14
M1-15

M8-01
M8-02
M8-03
M8-04
M8-05
M8-06
M8-07
M8-08

M-31
M-32

24 MT. WIDE ROAD

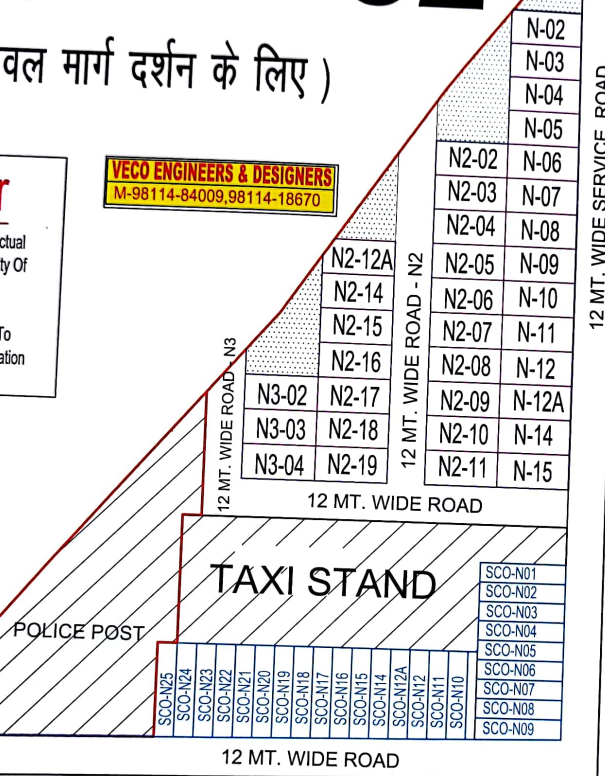

45 MT WIDE SECTOR ROAD

SEC - 82

(केवल मार्ग दर्शन के लिए)

Disclaimer
 This is Graphical Representation Of The Actual Map and We Cannot Guarantee The validity Of Information Shown Here.
 The Information on This Map is For Informational Purposes only. Please Refer To Actual Map For Accurate Detail and Clarification Before Making any Investment Decisions

VEGO ENGINEERS & DESIGNERS
 M-98114-84009,98114-18670



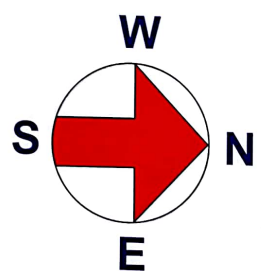
45 MT WIDE SECTOR ROAD



LEGEND:-

ELITE FLOORS
 300 SQ. YDS.
 (11.00X23.00)SQM

SCO 200 SQ. YARD
 (6.10X27.43) SQM



19

30 MT WIDE SECTOR ROAD

LEGEND:-

- 1000 SQ. YDS.
(18.29 X 45.73) SOM.
- 500 SQ. YDS.
15.24M X 27.43M
- 350 SQ. YDS.
10.67M X 23.43M
- 300 SQ. YDS.
11M X 23M
- 250 SQ. YDS.
9.15X22.86M
- VILLAS (150 SQ. YARD)
(7.50X16.72) SOM
- ELITE FLOORS
(6.15 X 22.98) SOM

24 MT. WIDE ROAD

Disclaimer
This is Graphical Representation Of The Actual Map and We Cannot Guarantee The validity Of Information Shown Here.
The Information on This Map is For Informational Purposes only. Please Refer To Actual Map For Accurate Detail and Clarification Before Making any Investment Decision.

LEGEND:-

-
-

BLOCK - K

(केवल मार्ग दर्शन के लिए)

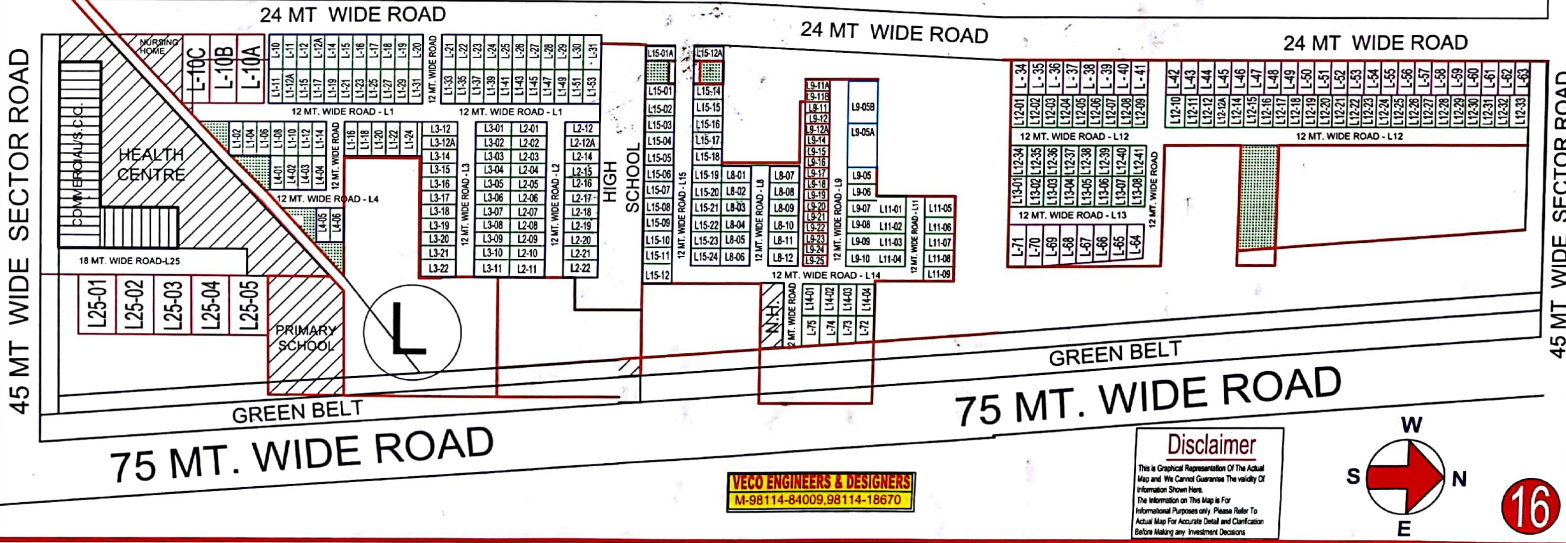
K SEC - 84

W
N
S
E

24 MT. WIDE ROAD

(केवल मार्ग दर्शन के लिए)

SEC - 84



Disclaimer
This is Graphical Representation Of The Actual Map and We Cannot Guarantee The validity Of Information Shown Here.
The Information on This Map is For Informational Purposes only. Please Refer To Actual Map For Accurate Detail and Clarification Before Making any Investment Decision.

W
N
S
E

VECO ENGINEERS & DESIGNERS
M-98114-84009, 98114-18670

16

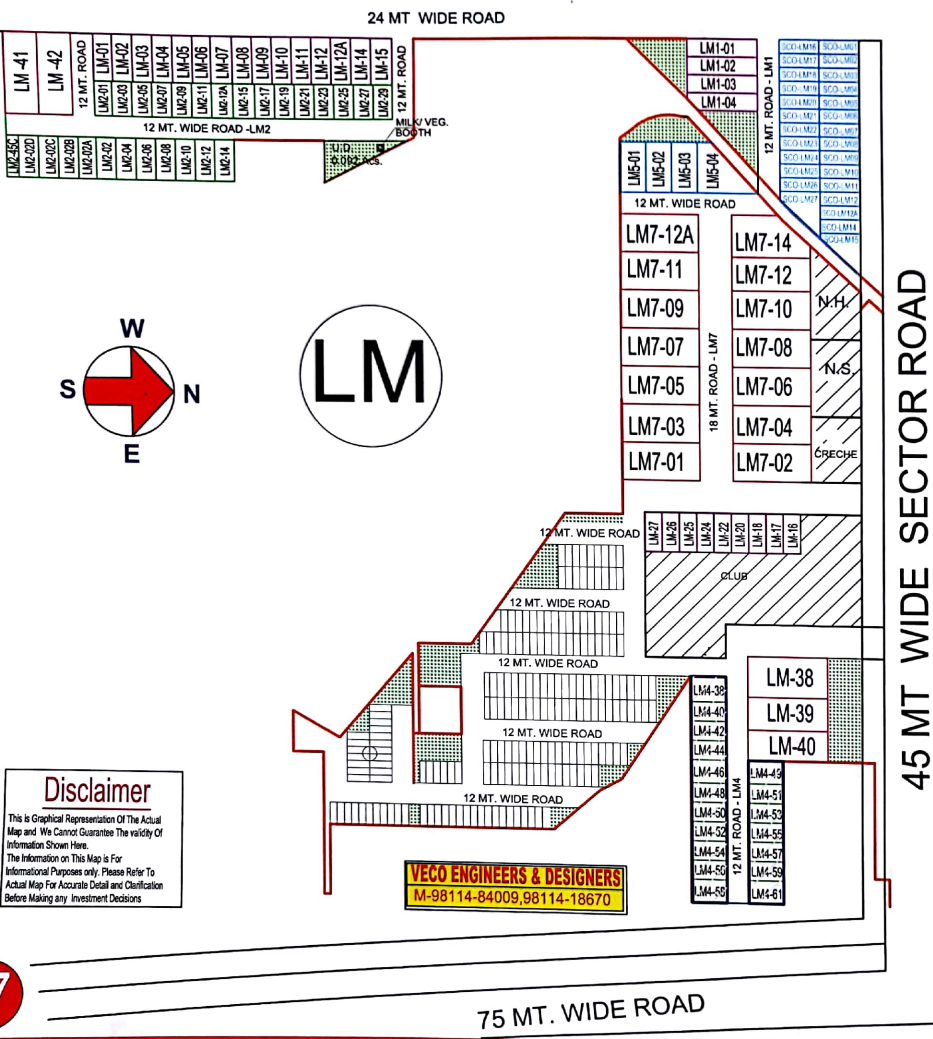


SEC - 83

(केवल मार्ग दर्शन के लिए)

LEGEND:-

	1000 SQ. YDS. (18.29 X 45.73) SQM.
	500 SQ. YDS. 15.24M X 27.43M
	350 SQ. YDS. 10.67M X 27.43M
	300 SQ. YDS. 11M X 23M
	250 SQ. YDS. 9.15X22.86M
	ELITE FLOORS 250 SQ. YDS. (8.15 X 22.86) SQM
	SCO 200 SQ. YARD (6.10X27.43) SQM



Disclaimer
 This is Graphical Representation Of The Actual Map and We Cannot Guarantee The validity Of Information Shown Here.
 The Information on This Map is For Informational Purposes only. Please Refer To Actual Map For Accurate Detail and Clarification Before Making any Investment Decisions

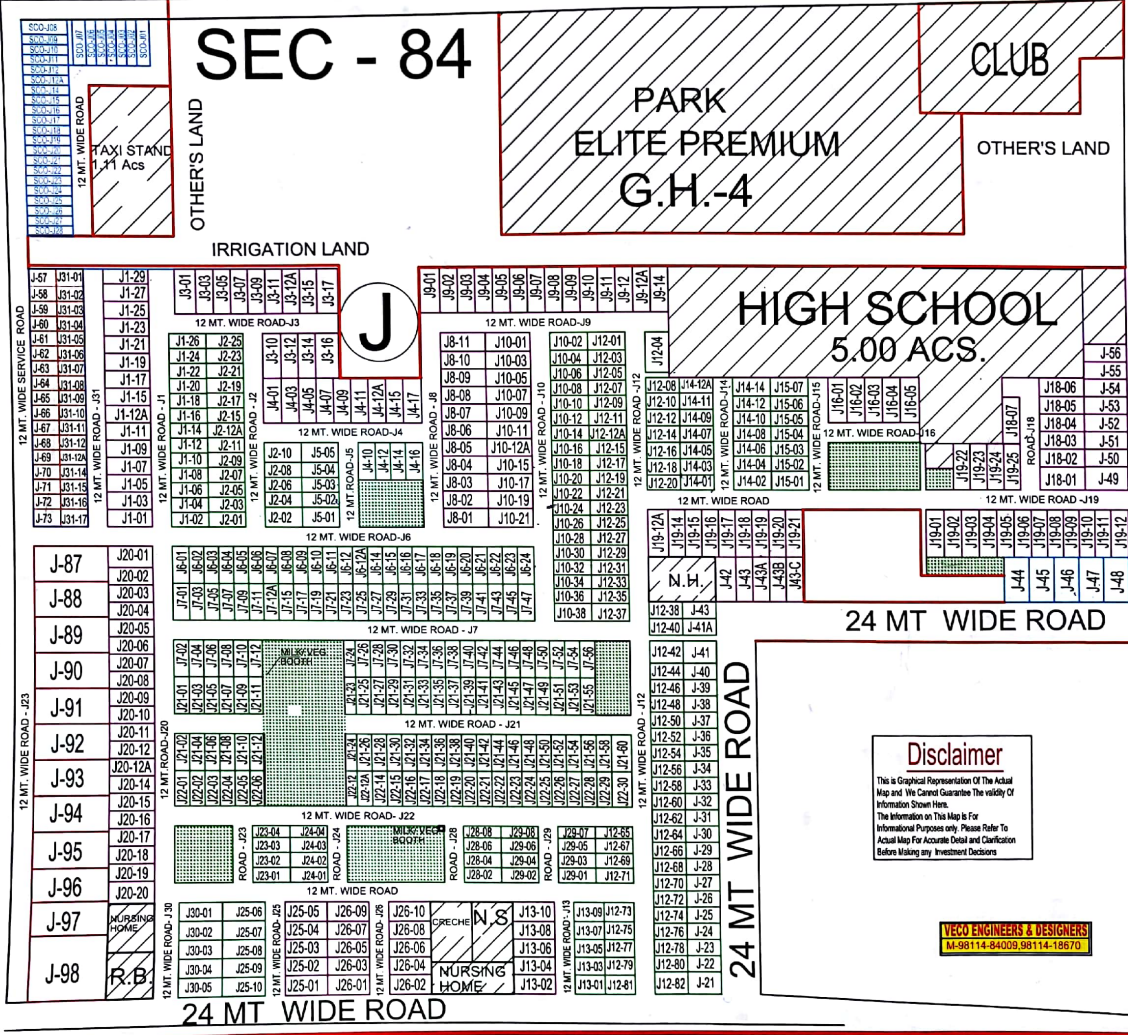
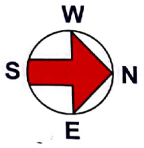
17



LEGEND:-

- 1000 SQ. YDS. (18.29 X 45.73) SQM.
- 500 SQ. YDS. 15.24M X 27.43M
- 350 SQ. YDS. 10.67M X 27.43M
- 300 SQ. YDS. 9.15X22.86M
- 250 SQ. YDS. 8.55X22.86M
- ELITE FLOORS 180 SQ. YDS. (8.55M X 17.62) SQM.
- SCO 200 SQ. YARD (6.10X27.43) SQM

(केवल मार्ग दर्शन के लिए)

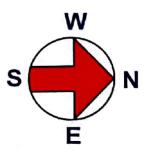


Disclaimer
 This is Graphical Representation Of The Actual Map and We Cannot Guarantee The validity Of Information Show Here.
 The Information On This Map Is For Informational Purposes only. Please Refer To Actual Map For Accurate Detail and Clarification Before Making any Investment Decisions

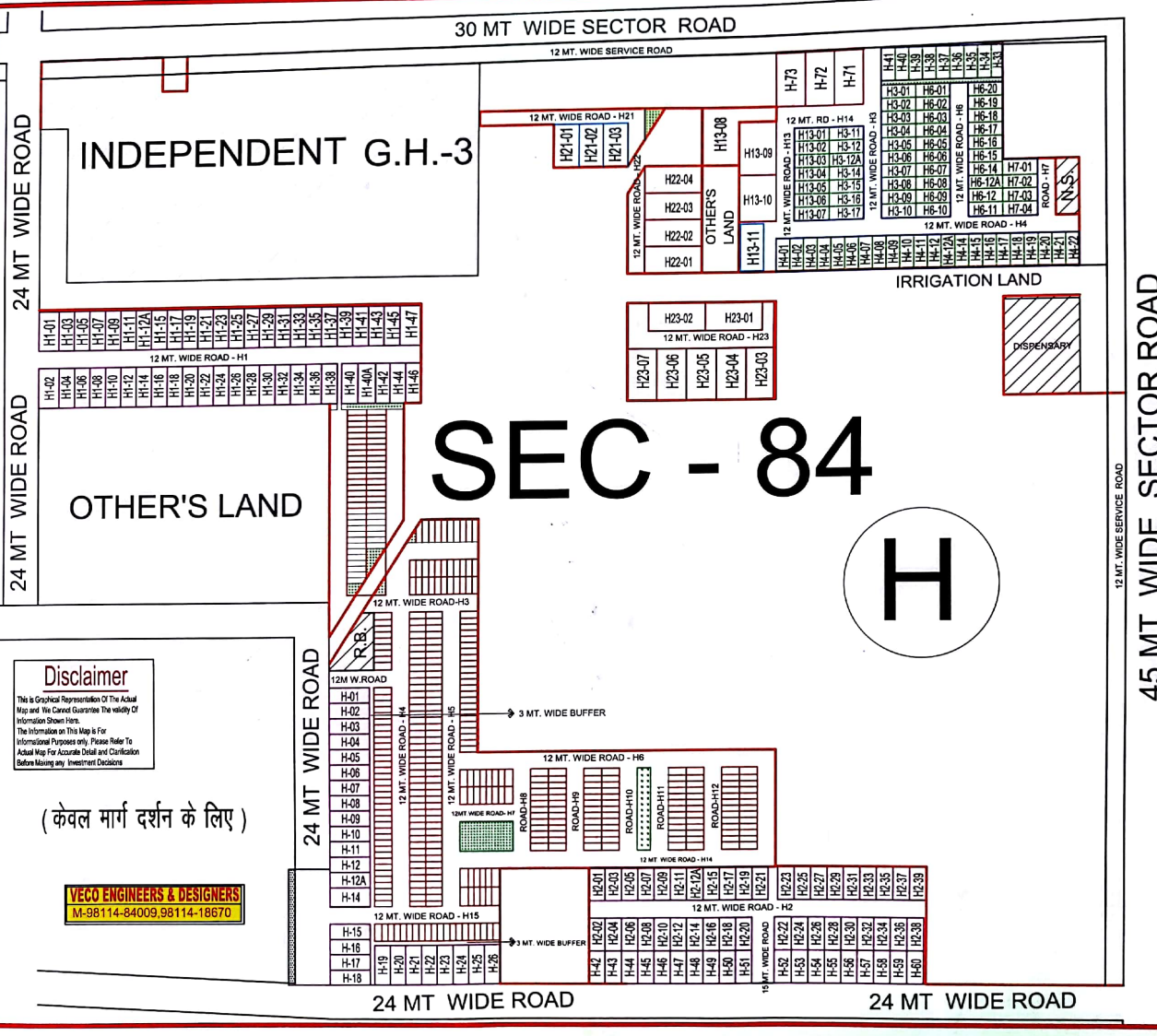

VECO ENGINEERS & DESIGNERS
 M-98114-84039,98114-18670

LEGEND:-

- 1000 SQ. YDS.
(18.29 X 45.73) SQM.
- 500 SQ. YDS.
15.24M X 27.43M
- 350 SQ. YDS.
10.67M X 27.43M
- 300 SQ. YDS.
11M X 23M
- ELITE FLOORS
(8.15 X 22.38) SQM



SEC - 84



Disclaimer
 This is Graphical Representation Of The Actual Map and We Cannot Guarantee the validity Of Information Shows Here
 The Information on This Map is For Informational Purposes only. Please Refer To Actual Map For Accurate Detail and Clarification Before Making any Investment Decisions

(केवल मार्ग दर्शन के लिए)

VEGO ENGINEERS & DESIGNERS
 M-98114-84009,98114-18670

45 MT WIDE SECTOR ROAD

COMMUNITY CENTRE
2.00ACS

HEALTH CENTRE

30 MT WIDE SECTOR ROAD

24 MT WIDE ROAD

75 MT WIDE ROAD

Disclaimer
This is Graphical Representation Of The Actual Map and We Cannot Guarantee the validity of Information Shown Here.
The Information on This Map is For Informational Purposes only. Please Refer To Actual Map For Accurate Detail and Clarification Before Making any Investment Decisions


LEGEND:-

	1000 SQ. YDS. (18.29 X 45.73) SQM.
	350 SQ. YDS. 10.67M X 27.43M
	300 SQ. YDS. 11M X 23M
	250 SQ. YDS. 9.15X22.86M
	VILLAS (150 SQ. YARD) (7.50X16.72) SQM
	SCO 200 SQ. YARD (6.10X27.43) SQM

VECO ENGINEERS & DESIGNERS
M-98114-84009,98114-18670

SEC - 89

(केवल मार्ग दर्शन के लिए)



IRRIGATION LAND

PRIMARY SCHOOL

OTHER'S LAND

HIGH SCHOOL

12 MT. WIDE ROAD - G21		12 MT. WIDE ROAD - G17		12 MT. WIDE ROAD - G16		12 MT. WIDE ROAD - G25		12 MT. WIDE ROAD - G1		12 MT. WIDE ROAD - G11		12 MT. WIDE ROAD - G12	
G21-01	G21-02	G21-03	G21-04	G21-05	G21-06	G21-07	G21-08	G21-09	G21-10	G21-11	G21-12	G21-13	G21-14
G26-01	G26-02	G26-03	G26-04	G26-05	G26-06	G26-07	G26-08	G26-09	G26-10	G26-11	G26-12	G26-13	G26-14
G27-01	G27-02	G27-03	G27-04	G27-05	G27-06	G27-07	G27-08	G27-09	G27-10	G27-11	G27-12	G27-13	G27-14
G13-01	G13-02	G13-03	G13-04	G13-05	G13-06	G13-07	G13-08	G13-09	G13-10	G13-11	G13-12	G13-13	G13-14
G19-01	G19-02	G19-03	G19-04	G19-05	G19-06	G19-07	G19-08	G19-09	G19-10	G19-11	G19-12	G19-13	G19-14
G15-01	G15-02	G15-03	G15-04	G15-05	G15-06	G15-07	G15-08	G15-09	G15-10	G15-11	G15-12	G15-13	G15-14
G12A-01	G12A-02	G12A-03	G12A-04	G12A-05	G12A-06	G12A-07	G12A-08	G12A-09	G12A-10	G12A-11	G12A-12	G12A-13	G12A-14
G18-01	G18-02	G18-03	G18-04	G18-05	G18-06	G18-07	G18-08	G18-09	G18-10	G18-11	G18-12	G18-13	G18-14
G17-01	G17-02	G17-03	G17-04	G17-05	G17-06	G17-07	G17-08	G17-09	G17-10	G17-11	G17-12	G17-13	G17-14
G16-01	G16-02	G16-03	G16-04	G16-05	G16-06	G16-07	G16-08	G16-09	G16-10	G16-11	G16-12	G16-13	G16-14
G15-15	G15-16	G15-17	G15-18	G15-19	G15-20	G15-21	G15-22	G15-23	G15-24	G15-25	G15-26	G15-27	G15-28
G14-01	G14-02	G14-03	G14-04	G14-05	G14-06	G14-07	G14-08	G14-09	G14-10	G14-11	G14-12	G14-13	G14-14
G13-15	G13-16	G13-17	G13-18	G13-19	G13-20	G13-21	G13-22	G13-23	G13-24	G13-25	G13-26	G13-27	G13-28
G12-15	G12-16	G12-17	G12-18	G12-19	G12-20	G12-21	G12-22	G12-23	G12-24	G12-25	G12-26	G12-27	G12-28
G11-01	G11-02	G11-03	G11-04	G11-05	G11-06	G11-07	G11-08	G11-09	G11-10	G11-11	G11-12	G11-13	G11-14
G10-01	G10-02	G10-03	G10-04	G10-05	G10-06	G10-07	G10-08	G10-09	G10-10	G10-11	G10-12	G10-13	G10-14
G09-01	G09-02	G09-03	G09-04	G09-05	G09-06	G09-07	G09-08	G09-09	G09-10	G09-11	G09-12	G09-13	G09-14
G08-01	G08-02	G08-03	G08-04	G08-05	G08-06	G08-07	G08-08	G08-09	G08-10	G08-11	G08-12	G08-13	G08-14
G07-01	G07-02	G07-03	G07-04	G07-05	G07-06	G07-07	G07-08	G07-09	G07-10	G07-11	G07-12	G07-13	G07-14
G06-01	G06-02	G06-03	G06-04	G06-05	G06-06	G06-07	G06-08	G06-09	G06-10	G06-11	G06-12	G06-13	G06-14
G05-01	G05-02	G05-03	G05-04	G05-05	G05-06	G05-07	G05-08	G05-09	G05-10	G05-11	G05-12	G05-13	G05-14
G04-01	G04-02	G04-03	G04-04	G04-05	G04-06	G04-07	G04-08	G04-09	G04-10	G04-11	G04-12	G04-13	G04-14
G03-01	G03-02	G03-03	G03-04	G03-05	G03-06	G03-07	G03-08	G03-09	G03-10	G03-11	G03-12	G03-13	G03-14
G02-01	G02-02	G02-03	G02-04	G02-05	G02-06	G02-07	G02-08	G02-09	G02-10	G02-11	G02-12	G02-13	G02-14
G01-01	G01-02	G01-03	G01-04	G01-05	G01-06	G01-07	G01-08	G01-09	G01-10	G01-11	G01-12	G01-13	G01-14

45 MT WIDE SECTOR ROAD

24 MT WIDE ROAD

RASTA

24 MT WIDE ROAD

opto
BLOCK - F

F-78	F-76	F-74	F-72	F-70	F-68	F-66	F-64	F-62	F-60
F15-01	F15-02	F15-03	F15-04	F15-05	F15-06	F15-07	F15-08	F15-09	F15-10
F15-11	F15-12	F15-13	F15-14	F15-15	F15-16				

F-54	F-52
F47-25	F47-26
F47-27	F47-28
F47-29	F47-30

F-52A	F-52B	F-52C	F-52D	F-52E	F-52F
F47-01	F47-02	F47-03	F47-04	F47-05	F47-06
F47-07	F47-08	F47-09	F47-10	F47-11	F47-12

LEGEND:

- 500 SQ. YDS. 15.24M X 27.43M
- 350 SQ. YDS. 16.76M X 27.43M
- 300 SQ. YDS. 17M X 23M
- 250 SQ. YDS. 9.15X32.88M
- VILLAS (225 SQ. YARD) (8.72X21.57) SCM
- VILLAS (105 SQ. YARD) (7.15X16.17) SCM
- VILLAS (50 SQ. YARD) (10.67X27.43) SCM

F-03	F2-01	F2-02	F3-01
F-04	F2-03	F2-04	F3-02
F-05	F2-05	F2-06	F3-03
F-06	F2-07	F2-08	F3-04
F-07	F2-09	F2-10	F3-05
F-08	F2-11	F2-12	F3-06
	F2-12A	F2-12	F3-07
	F2-15	F2-14	F3-08
	F2-17	F2-16	F3-09
		F2-18	F3-10
			F3-11

F42-20	F42-21	F42-22	F42-23	F42-24	F42-25	F42-26	F42-27	F42-28	F42-29
F42-30	F42-31	F42-32	F42-33	F42-34	F42-35	F42-36	F42-37	F42-38	F42-39
F42-40	F42-41	F42-42	F42-43	F42-44	F42-45	F42-46	F42-47	F42-48	F42-49

W
S  **N**
E

F-09	F2-31	F2-32	F3-12
F-10	F2-33	F2-34	F3-12A
F-11	F2-35	F2-36	F3-14
F-12	F2-37	F2-38	F3-15
F-12A	F2-39	F2-40	F3-16
F-14	F2-41	F2-42	F3-17
F-15	F2-43	F2-44	F3-18
F-16	F2-45	F2-46	F3-19
F-17	F2-47	F2-48	F3-20
F-18	F2-49	F2-50	F3-21
F-19	F2-51	F2-52	F3-22
F-20	F2-53	F2-54	F3-23
F-21	F2-55	F2-56	F3-24
F-22	F2-57	F2-58	F3-25
	F2-59	F2-60	F3-26
	F2-61	F2-62	F3-27
	F2-63	F2-64	F3-28
	F2-65	F2-66	F3-29
	F2-67	F2-68	F3-30
	F2-69	F2-70	F3-31

F42-50	F42-51	F42-52	F42-53	F42-54	F42-55	F42-56	F42-57	F42-58	F42-59
F42-60	F42-61	F42-62	F42-63	F42-64	F42-65	F42-66	F42-67	F42-68	F42-69
F42-70	F42-71	F42-72	F42-73	F42-74	F42-75	F42-76	F42-77	F42-78	F42-79

ROAD-F26
ROAD-F27
ROAD-F25
ROAD-F28
ROAD-F30
ROAD-F31
ROAD-F32
ROAD-F33
ROAD-F34
ROAD-F35

F-09	F2-31	F2-32	F3-12
F-10	F2-33	F2-34	F3-12A
F-11	F2-35	F2-36	F3-14
F-12	F2-37	F2-38	F3-15
F-12A	F2-39	F2-40	F3-16
F-14	F2-41	F2-42	F3-17
F-15	F2-43	F2-44	F3-18
F-16	F2-45	F2-46	F3-19
F-17	F2-47	F2-48	F3-20
F-18	F2-49	F2-50	F3-21
F-19	F2-51	F2-52	F3-22
F-20	F2-53	F2-54	F3-23
F-21	F2-55	F2-56	F3-24
F-22	F2-57	F2-58	F3-25
	F2-59	F2-60	F3-26
	F2-61	F2-62	F3-27
	F2-63	F2-64	F3-28
	F2-65	F2-66	F3-29
	F2-67	F2-68	F3-30
	F2-69	F2-70	F3-31

F42-80	F42-81	F42-82	F42-83	F42-84	F42-85	F42-86	F42-87	F42-88	F42-89
F42-90	F42-91	F42-92	F42-93	F42-94	F42-95	F42-96	F42-97	F42-98	F42-99
F43-00	F43-01	F43-02	F43-03	F43-04	F43-05	F43-06	F43-07	F43-08	F43-09

12 MT. WIDE ROAD - F7
12 MT. WIDE ROAD - F4
12 MT. WIDE ROAD - F44
12 MT. WIDE ROAD - F45
12 MT. WIDE ROAD - F10
12 MT. WIDE ROAD - F8
12 MT. WIDE ROAD - F5
12 MT. WIDE ROAD - F4

F8-01	F9-14	F9-15	F10-17
F8-02	F9-16	F9-17	F10-17
F8-03	F9-18	F9-19	F10-18
F8-04	F9-20	F9-21	F10-19
F8-05	F9-22	F9-23	F10-20
F8-06	F9-24	F9-25	F10-21
F8-07	F9-26	F9-27	F10-22
F8-08	F9-28	F9-29	F10-23
F8-09	F9-30	F9-31	F10-24
F8-10	F9-32	F9-33	F10-25
F8-11	F9-34	F9-35	F10-26
F8-12	F9-36	F9-37	F10-27
F8-13	F9-38	F9-39	F10-28
F8-14	F9-40	F9-41	F10-29
F8-15	F9-42	F9-43	F10-30

F44-20	F44-21	F44-22	F44-23	F44-24	F44-25	F44-26	F44-27	F44-28	F44-29
F44-30	F44-31	F44-32	F44-33	F44-34	F44-35	F44-36	F44-37	F44-38	F44-39
F44-40	F44-41	F44-42	F44-43	F44-44	F44-45	F44-46	F44-47	F44-48	F44-49

F
SEC - 88
(केवल मार्ग दर्शन के लिए)

F5-01	F5-02	F5-03	F5-04	F5-05	F5-06	F5-07	F5-08	F5-09
F4-01	F4-02	F4-03	F4-04	F4-05	F4-06	F4-07	F4-08	F4-09
F4-10	F4-11	F4-12	F4-13	F4-14	F4-15	F4-16	F4-17	F4-18
F4-19	F4-20	F4-21	F4-22	F4-23	F4-24	F4-25	F4-26	F4-27
F4-28	F4-29	F4-30	F4-31	F4-32	F4-33	F4-34	F4-35	F4-36
F4-37	F4-38	F4-39	F4-40	F4-41	F4-42	F4-43	F4-44	F4-45

F9-01	F10-01	F9-02	F10-02	F9-03	F10-03	F9-04	F10-04	F9-05	F10-05
F9-06	F10-06	F9-07	F10-07	F9-08	F10-08	F9-09	F10-09	F9-10	F10-10
F9-11	F10-11	F9-12	F10-12	F9-13	F10-13	F9-14	F10-14	F9-15	F10-15
F9-16	F10-16	F9-17	F10-17	F9-18	F10-18	F9-19	F10-19	F9-20	F10-20
F9-21	F10-21	F9-22	F10-22	F9-23	F10-23	F9-24	F10-24	F9-25	F10-25
F9-26	F10-26	F9-27	F10-27	F9-28	F10-28	F9-29	F10-29	F9-30	F10-30
F9-31	F10-31	F9-32	F10-32	F9-33	F10-33	F9-34	F10-34	F9-35	F10-35
F9-36	F10-36	F9-37	F10-37	F9-38	F10-38	F9-39	F10-39	F9-40	F10-40
F9-41	F10-41	F9-42	F10-42	F9-43	F10-43				

PRIMARY SCHOOL
POLICE POST
N.H.
N.S.
COMMERCIAL / S.C.C.
R.B.

ROAD-F35
ROAD-F32
ROAD-F31
ROAD-F30
ROAD-F28
ROAD-F27
ROAD-F26
ROAD-F25
ROAD-F24
ROAD-F23
ROAD-F22
ROAD-F21
ROAD-F20
ROAD-F19
ROAD-F18
ROAD-F17
ROAD-F16
ROAD-F15
ROAD-F14
ROAD-F13
ROAD-F12
ROAD-F11
ROAD-F10
ROAD-F9
ROAD-F8
ROAD-F7
ROAD-F6
ROAD-F5
ROAD-F4
ROAD-F3
ROAD-F2
ROAD-F1

MILK/VEG. BOOTH
NURSING HOME
PRIMARY SCHOOL
COMMUNITY FACILITY FOR RESIDENT OF TOWNSHIP ONLY
PRIMARY SCHOOL


30 MT WIDE SECTOR ROAD

11

SEC - 85

(केवल मार्ग दर्शन के लिए)

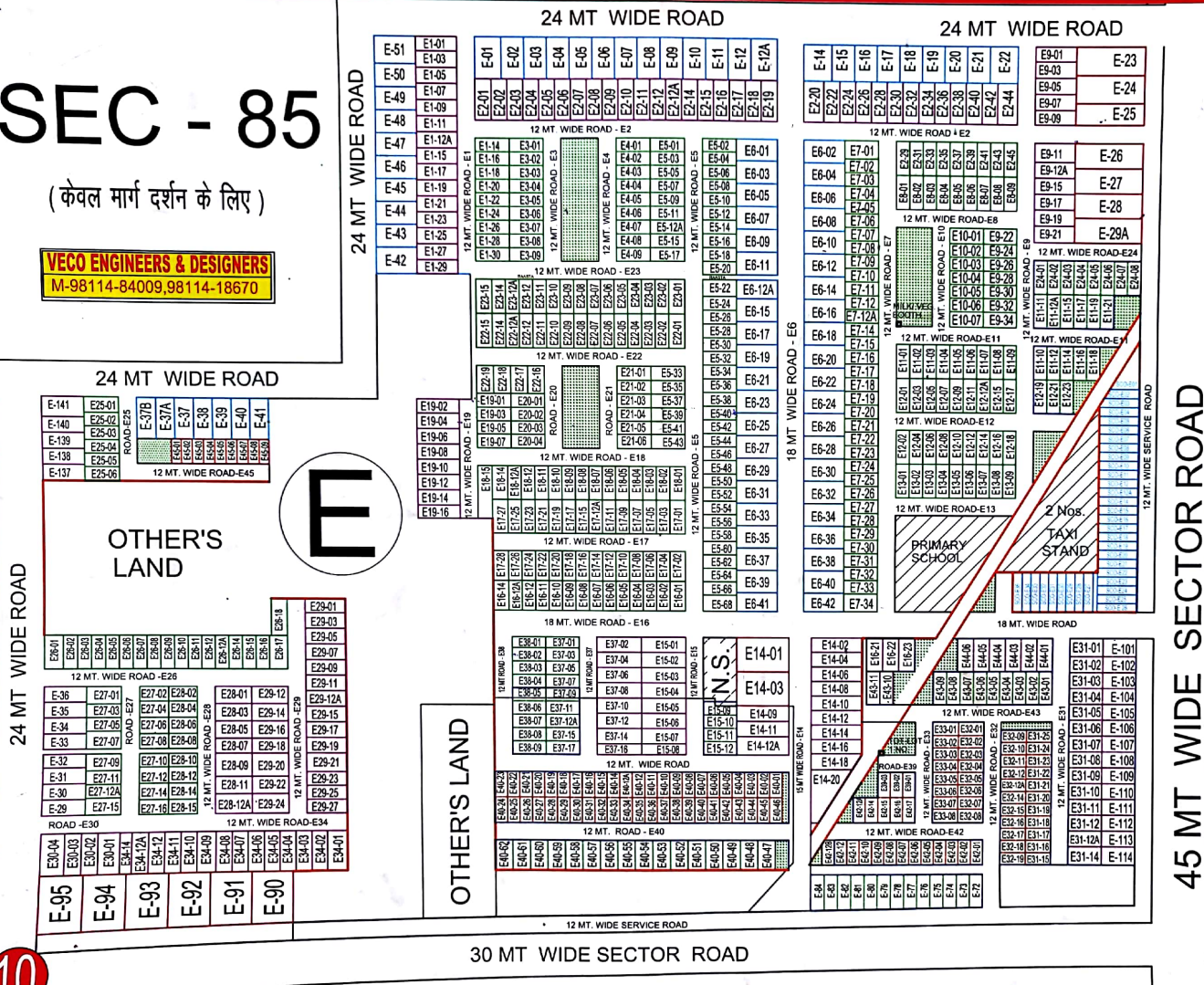
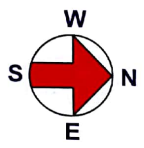
VECO ENGINEERS & DESIGNERS
M-98114-84009, 98114-18670



LEGEND:-

- 1000 SQ. YDS. (18.29 X 45.73) SQM.
- 500 SQ. YDS. 10.67M X 27.43M
- 350 SQ. YDS. 10.67M X 23.33M
- 300 SQ. YDS. 9.15X22.86M
- 250 SQ. YDS. 9.15X22.86M
- VILLAS (150 SQ. YARD) (7.50X18.72) SQM
- ELITE FLOORS (100 SQ. YDS) (8.55M X 17.82) SQM
- ELITE FLOORS (80 SQ. YDS) (7.11X20.13) SQM
- SCO 200 SQ. YARD (8.10X27.43) SQM

Disclaimer
This is Graphical Representation Of The Actual Map and We Cannot Guarantee The Validity Of Information Show Here. The Information on This Map is For Informational Purpose only. Please Refer To Actual Map For Accurate Detail and Certification Before Making any Investment Decisions.



10

24 MT WIDE ROAD

Disclaimer
 This is Graphical Representation of The Actual Map and We Cannot Guarantee The Validity of Information Given Here.
 The Information on This Map is For Informational Purpose only. Please Refer To Actual Map For Accurate Detail and Clarification Before Making any Investment Decisions.

COMMUNITY CENTRE 2.02Acs

HIGH SCHOOL

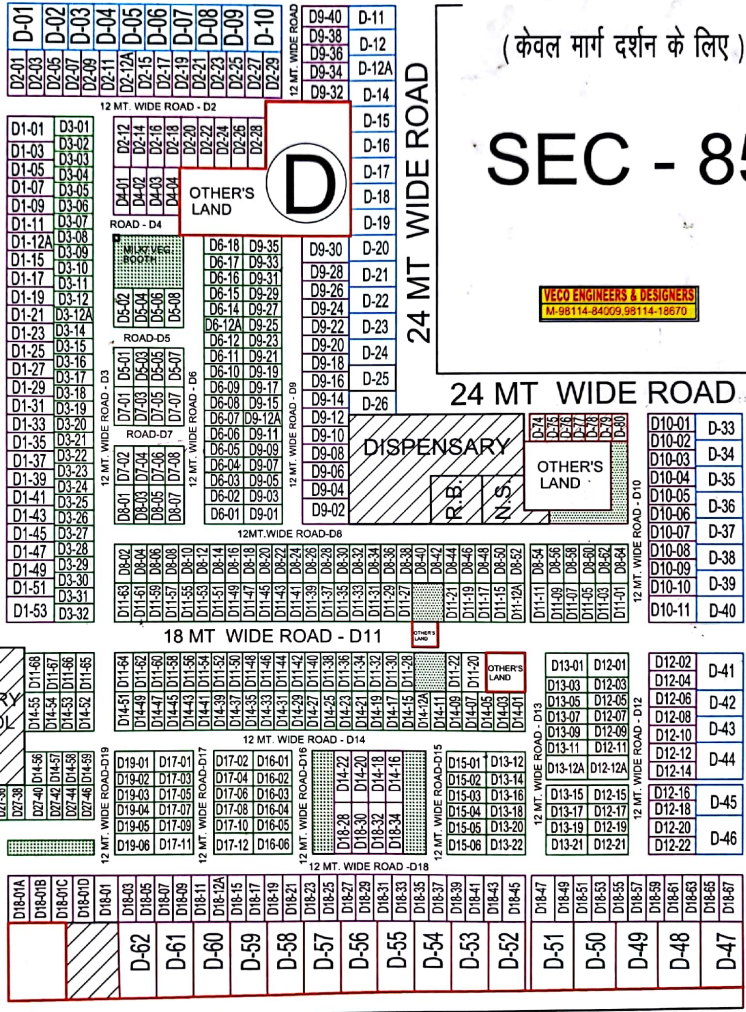
CRECHE
N.S.

COMMERCIAL

COMMERCIAL
 INCLUDING
 S.P.O. 2 NO.
 CLINIC 2 NO.
 ATM 2 NO.
 BEAUTY PARLOUR 2 NO.
 MULTIPURPOSE BOOTH 2 NO.

COMMERCIAL/S.C.O

PRIMARY SCHOOL 1.0Acs



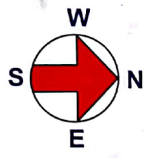
(केवल मार्ग दर्शन के लिए)

SEC - 85



LEGEND:-

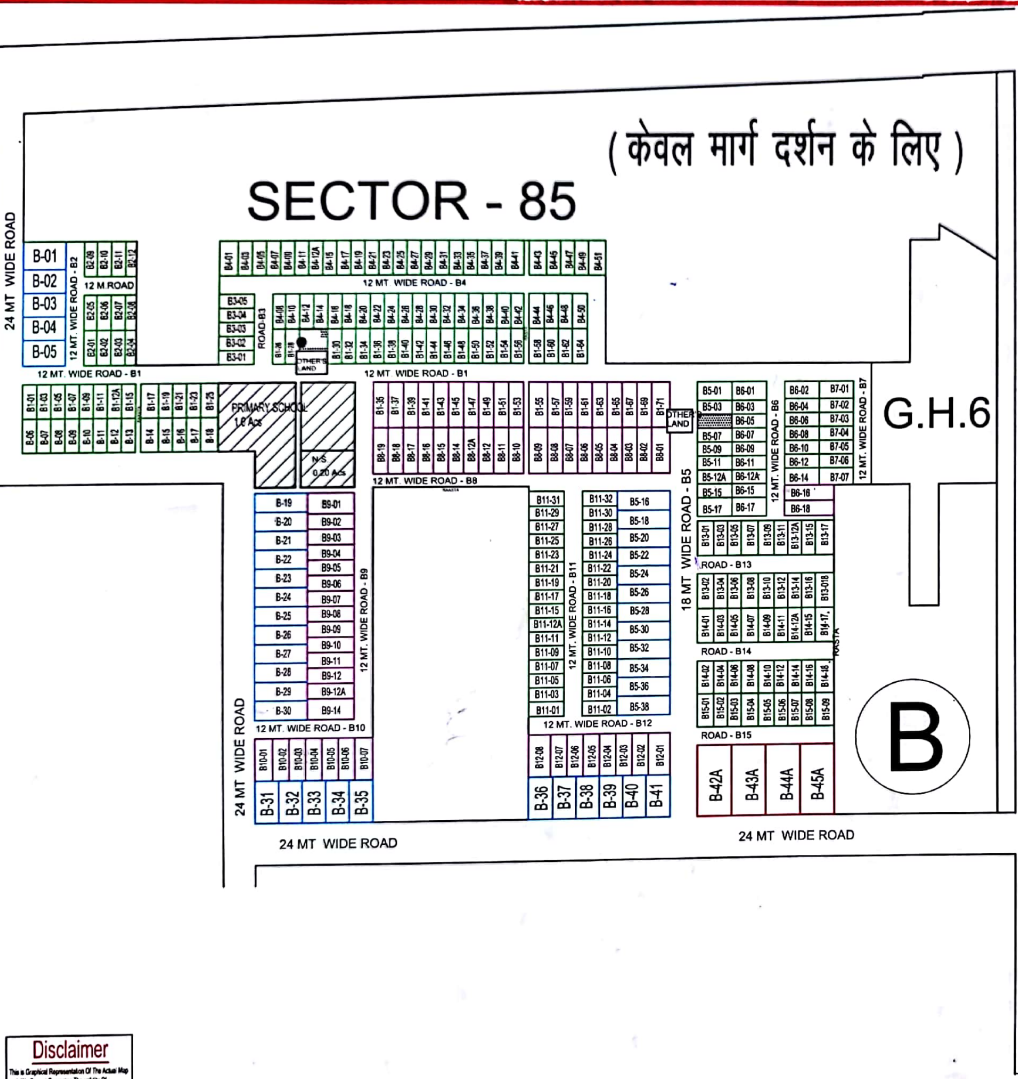
- 1000 SQ. YDS. (18.28 X 45.73) SQM.
- 500 SQ. YDS. 15.24M X 27.43M
- 350 SQ. YDS. 10.67M X 23M
- 300 SQ. YDS. 11M X 23M
- 250 SQ. YDS. 9.15X22.86M
- VILLAS (150 SQ. YARD) (7.50X16.72) SQM





SECTOR - 85

(केवल मार्ग दर्शन के लिए)



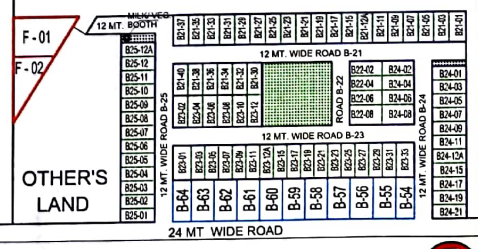
LEGEND:-

- 1000 SQ. YDS. (1.25 X 41.3) SQM.
- 500 SQ. YDS. (15.24M X 27.43M)
- 350 SQ. YDS. (10.67M X 27.43M)
- 250 SQ. YDS. (9.15 X 22.38) SQM.
- ELITE FLOORS (9.15 X 22.38) SQM.



45 MT WIDE SECTOR ROAD

Disclaimer
This is a Graphical Representation of The Actual Map and The General Guidelines The Nature of Information Shown Here. The Information on This Map is For Informational Purpose only. Please Refer To Actual Maps For Accurate Detail and Consultation Before Making any Investment Decision.



30 MT WIDE ROAD

45 MT WIDE SECTOR ROAD

Disclaimer
This is Graphical Representation Of The Actual Map and We Cannot Guarantee The Validity Of Information Shown Here
The Information on This Map is For Informational Purposes only. Please Refer To Actual Map For Accurate Detail and Clarification Before Making any Investment Decision

(केवल मार्ग दर्शन के लिए)

SECTOR - 85

24 MT WIDE ROAD

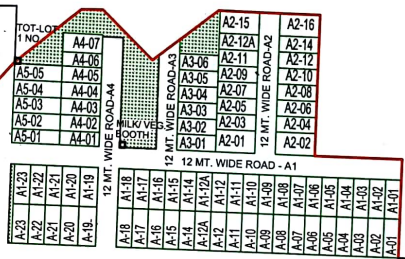
24 MT WIDE ROAD

LEGEND:-

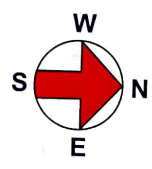
- 500 SQ. YDS. 15.24M X 27.43M
- 350 SQ. YDS. 10.67M X 27.43M
- 300 SQ. YDS. 11M X 23M
- 250 SQ. YDS. 9.15X22.86M
- ELITE FLOORS 180 SQ. YDS. (8.55M X 17.62) SQM
- ELITE FLOORS 300 SQ. YDS. (11.00X23.00)SQM

A

PRIMARY SCHOOL



24 MT WIDE ROAD



24 MT WIDE ROAD






24 MT WIDE ROAD

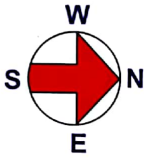
A G - R A C - A N A L
45 MT. WIDE SECTOR ROAD

SECTOR - 81
ALLOTMENT PLAN

(केवल मार्ग दर्शन के लिए)

LEGEND:-

-  1000 SQ. YDS.
(20.46 X 40.85) = 836 SQM.
-  800 SQ. YDS.
(17.67 X 37.85) = 668.81 SQM.
-  500 SQ. YDS.
(15.24 X 27.43) = 418 SQM.
-  300 SQ. YDS.
(10.91 X 23.00) = 251 SQM.
-  275 SQ. YDS.
(10.00 X 23.00) = 230 SQM.



60 MT WIDE SECTOR ROAD
COMMERCIAL BELT

30 MT. WIDE SECTOR ROAD

45 MT. WIDE SECTOR ROAD

INDEPENDENT COMMERCIAL AREA = 2.67 ACS.

PRIMARY SCHOOL
1.09 ACS

V.1-10	81 AVE-10
V.1-11	81 AVE-11
V.1-12	81 AVE-12
V.1-13	81 AVE-13
V.1-14	81 AVE-14
V.1-15	81 AVE-15
V.1-16	81 AVE-16
V.1-17	81 AVE-17
V.1-18	81 AVE-18
V.1-19	81 AVE-19
V.1-20	81 AVE-20
V.1-21	81 AVE-21
V.1-22	81 AVE-22
V.1-23	81 AVE-23
V.1-24	81 AVE-24
V.1-25	81 AVE-25
V.1-26	81 AVE-26
V.1-27	81 AVE-27
V.1-28	81 AVE-28
V.1-29	81 AVE-29
V.1-30	81 AVE-30

GROUP HOUSING GH-2

24 MT. WIDE 81 AVENUE

81 AVE-01	AQ-01
81 AVE-02	AQ-02
81 AVE-03	AQ-03
81 AVE-04	AQ-04
81 AVE-05	AQ-05
81 AVE-06	AQ-06
81 AVE-07	AQ-07
81 AVE-08	AQ-08
81 AVE-09	AQ-09
81 AVE-10	AQ-10
81 AVE-11	AQ-11
81 AVE-12	AQ-12
81 AVE-13	AQ-13
81 AVE-14	AQ-14
81 AVE-15	AQ-15
81 AVE-16	AQ-16
81 AVE-17	AQ-17
81 AVE-18	AQ-18
81 AVE-19	AQ-19
81 AVE-20	AQ-20
81 AVE-21	AQ-21
81 AVE-22	AQ-22
81 AVE-23	AQ-23
81 AVE-24	AQ-24
81 AVE-25	AQ-25
81 AVE-26	AQ-26
81 AVE-27	AQ-27
81 AVE-28	AQ-28
81 AVE-29	AQ-29
81 AVE-30	AQ-30

AQUA BLOCK

GOLD BLOCK

U.D.

TAX STAND
0.36 ACS

81 AVE-31	CL-01
81 AVE-32	CL-02
81 AVE-33	CL-03
81 AVE-34	CL-04
81 AVE-35	CL-05
81 AVE-36	CL-06
81 AVE-37	CL-07
81 AVE-38	CL-08
81 AVE-39	CL-09
81 AVE-40	CL-10
81 AVE-41	CL-11
81 AVE-42	CL-12
81 AVE-43	CL-13
81 AVE-44	CL-14
81 AVE-45	CL-15
81 AVE-46	CL-16
81 AVE-47	CL-17
81 AVE-48	CL-18
81 AVE-49	CL-19
81 AVE-50	CL-20
81 AVE-51	CL-21
81 AVE-52	CL-22
81 AVE-53	CL-23
81 AVE-54	CL-24
81 AVE-55	CL-25
81 AVE-56	CL-26
81 AVE-57	CL-27
81 AVE-58	CL-28
81 AVE-59	CL-29
81 AVE-60	CL-30

CORAL BLOCK

COMMUNITY CENTRE 2.00 ACS

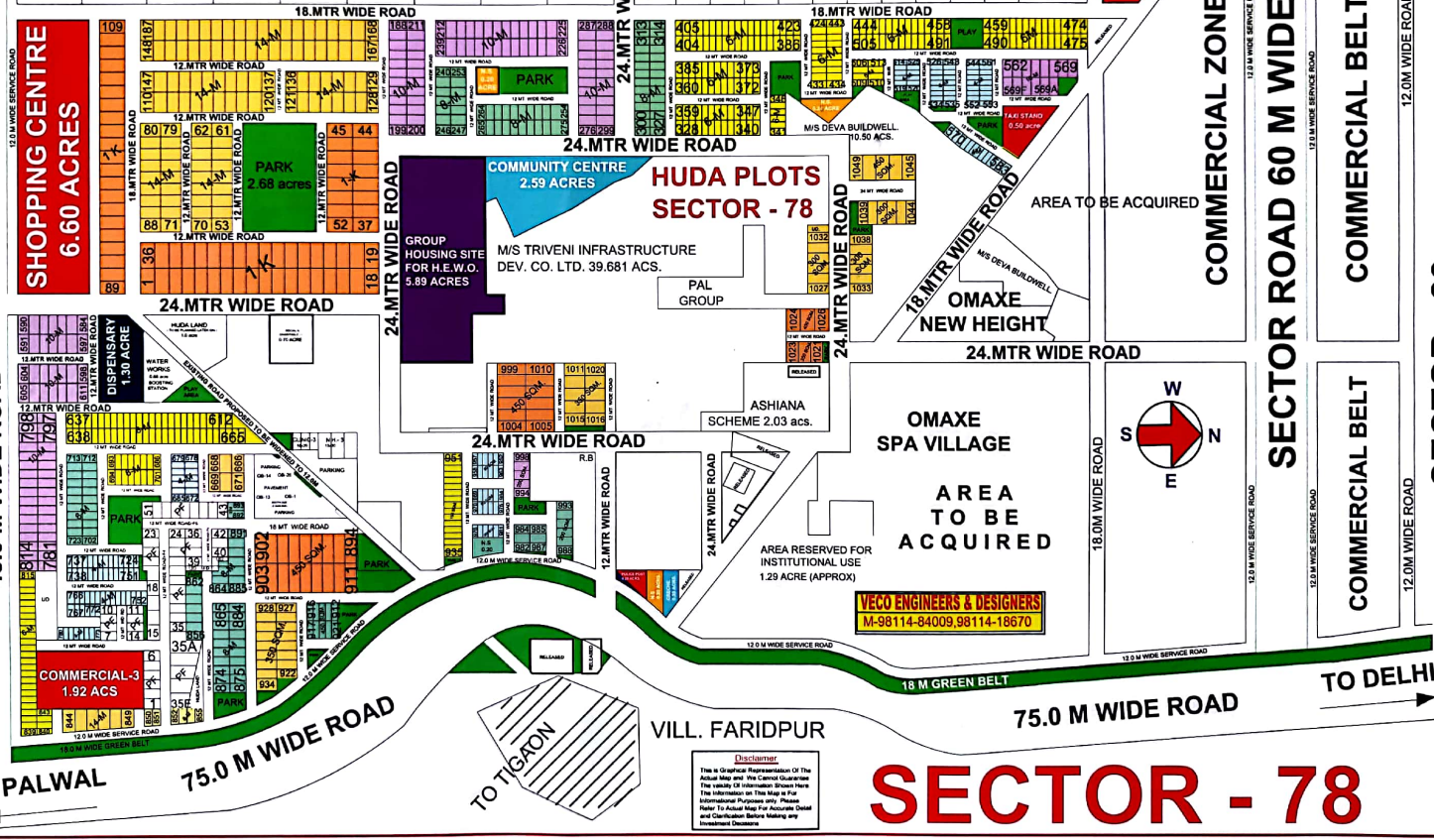
Disclaimer
This is a preliminary plan of the Sector 81 and is not to be used for any purpose other than for information only. It is subject to change without any notice. The Government of Punjab, Lahore is not responsible for any error or omission in this plan. The Government of Punjab, Lahore is not responsible for any error or omission in this plan. The Government of Punjab, Lahore is not responsible for any error or omission in this plan.

SECTOR-79

SECTOR ROAD 60 M WIDE

GYMKHANA CLUB 3.0 acres.	1.0 acres.	1.5 acre	2.0 acres.	3.0 acres.	3.0 acres.	MULTI LEVEL PARKING 2.20 ACRE
PROPOSED CULVERT			PROPOSED CULVERT			
1.0 acre	1.0 acre	1.0 acre	1.0 acre	1.0 acre	1.0 acre	1.0 acre

HIGH SCHOOL 5.00 ACRE	INSTUTIONAL ZONE 5.00 ACRE					E.S.S 220 KV. 3.26 acre	COMMERCIAL 3.56 ACRE
PROPOSED CULVERT							
1/2 ACRE	1/2 ACRE	1/2 ACRE	1/2 ACRE	1/2 ACRE	1/2 ACRE	1/2 ACRE	1/2 ACRE
							TELEPHONE EXCHANGE 1.03 ACRE
							COMM. 51 ACRE



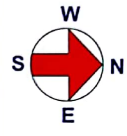
Disclaimer:
This is Graphical Representation Of The Actual Map and The Control Quotient The reality of Information Shown Here The Information on This Map is For Informational Purpose only. Please Refer To Actual Map For Accurate Detail and Clarification Before Making any Investment Decision.

SECTOR - 78

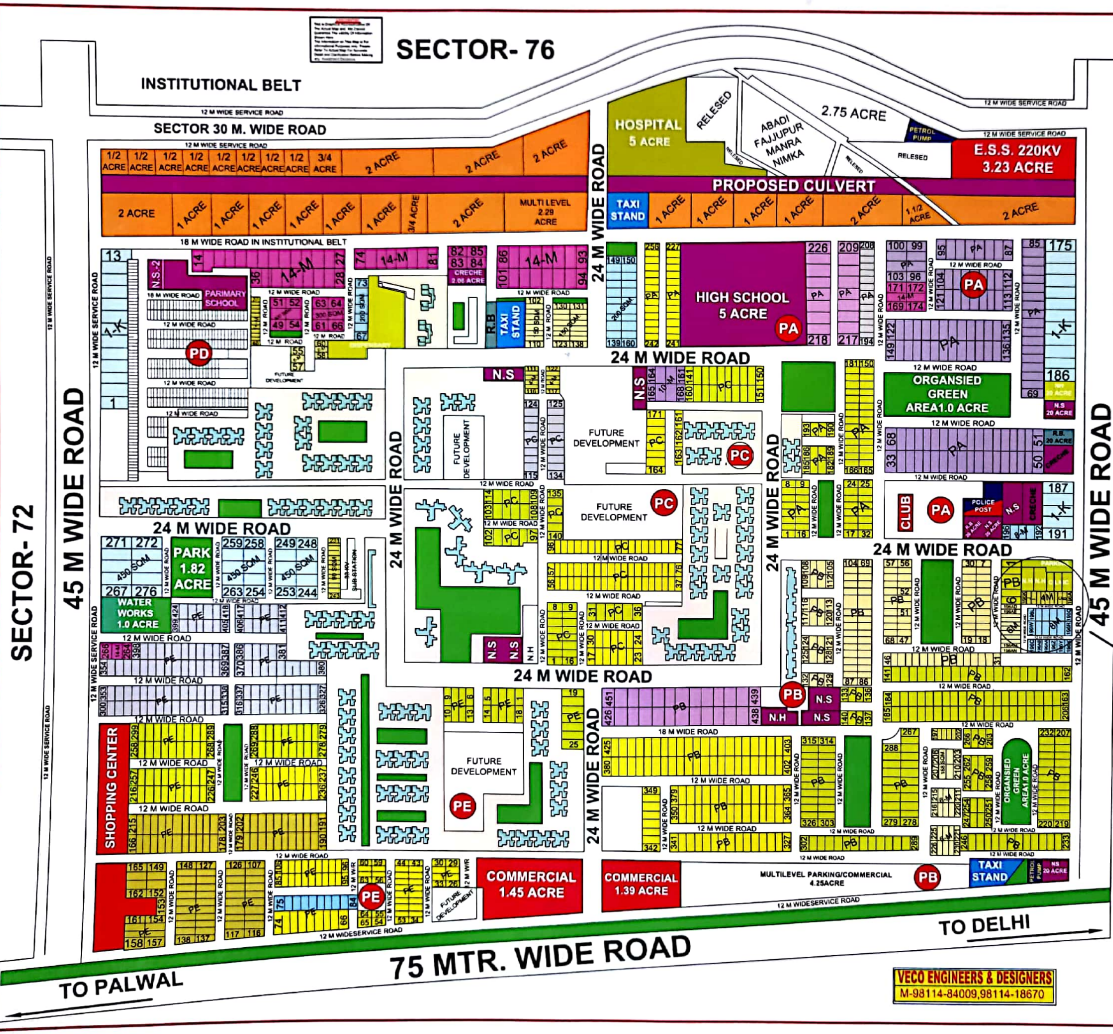
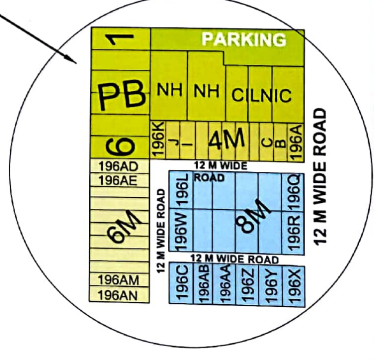
PRODUCED BY AN AUTODESK EDUCATIONAL PRODUCT

SECTOR-77 FARIDABAD

**BTP
PARK PRIDE
BLOCK - PE
LEGEND**



500 SQYD.	
350 SQYD.	
300 SQYD.	
278 SQYD.	
250 SQYD.	
229 SQYD.	
190 SQYD.	
180 SQYD.	



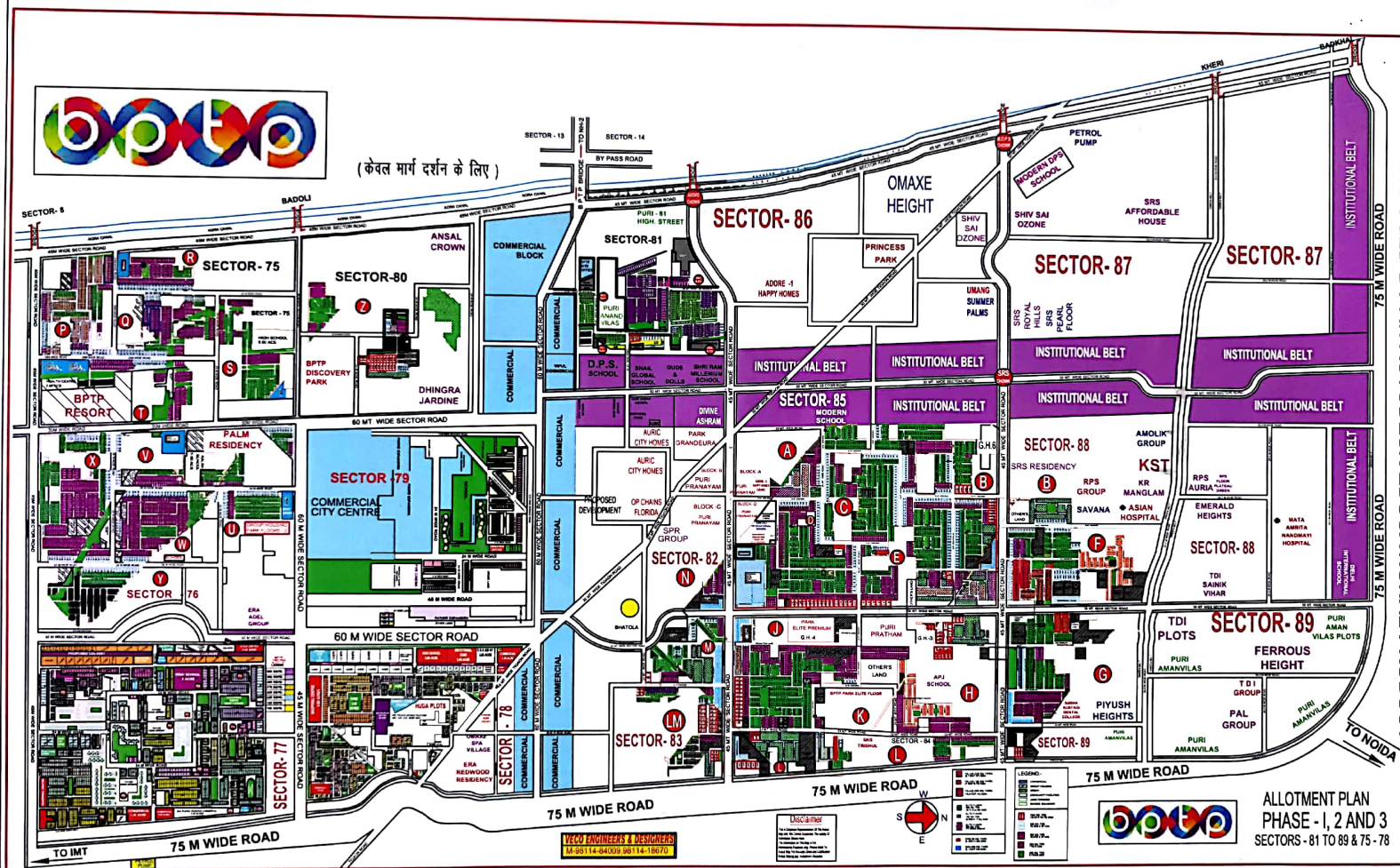
VECO ENGINEERS & DESIGNERS
M-98114-84009, 98114-18670

SECTOR-78

PRODUCED BY AN AUTODESK EDUCATIONAL PRODUCT



(केवल मार्ग दर्शन के लिए)

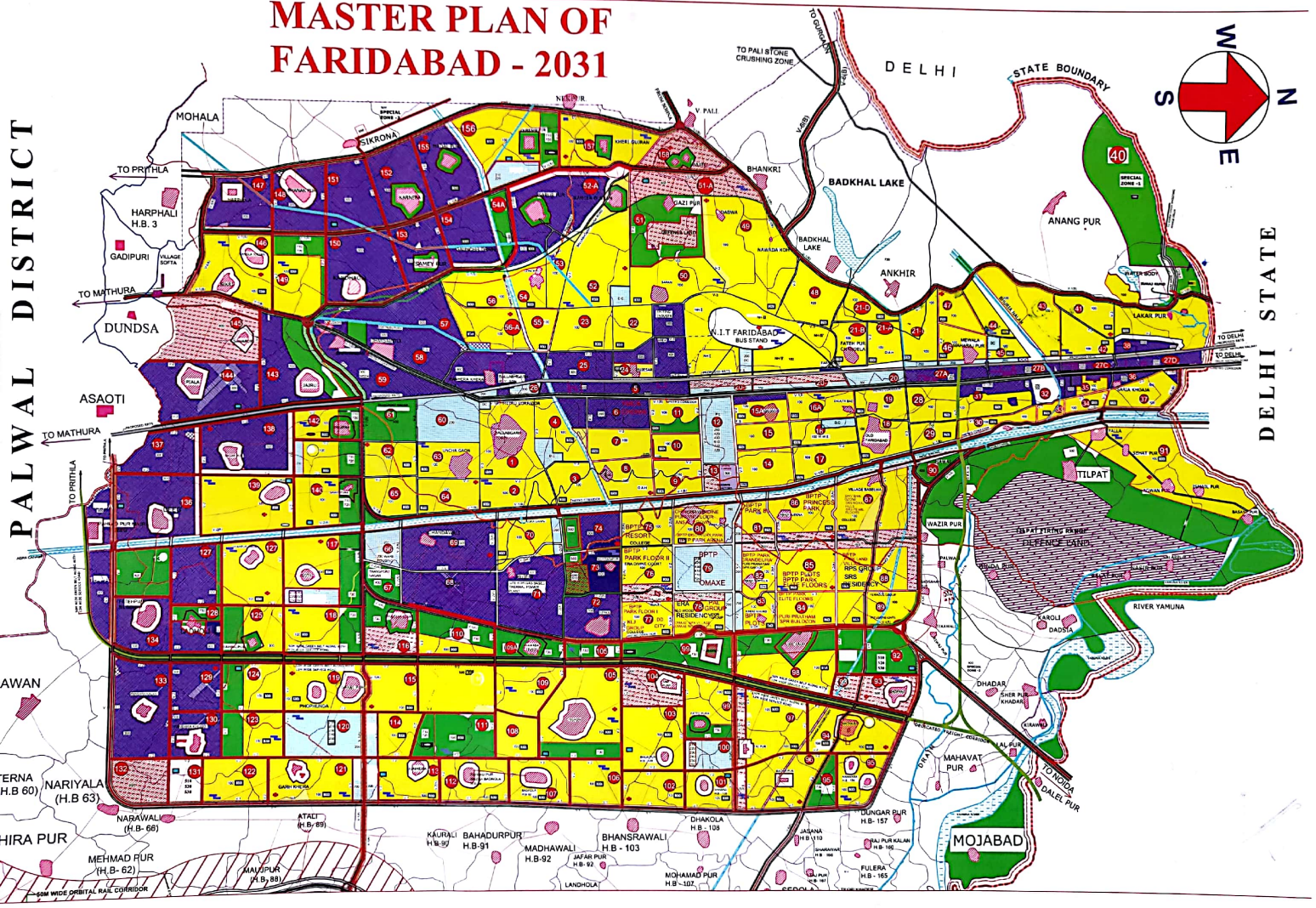


PRODUCED BY AN AUTODESK EDUCATIONAL PRODUCT

MASTER PLAN OF FARIDABAD - 2031

PALWAL DISTRICT

DELHI STATE



60 MT WIDE SECTOR ROAD

COMMERCIAL BELT

BPTP BRIDGE

30 MT. WIDE SECTOR ROAD

24 MT. WIDE 81 AVENUE

12 MT. WIDE SERVICE ROAD

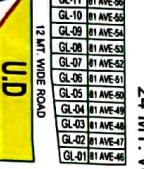
AG - R A C - A N A L
45 MT. WIDE SECTOR ROAD

VIOLET BLOCK



GROUP HOUSING GH-2

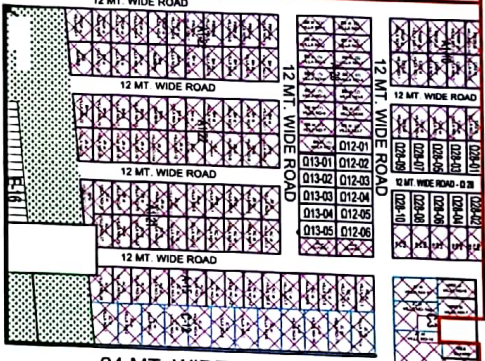
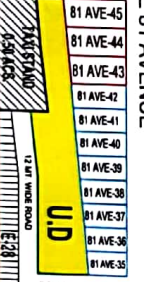
GOLD BLOCK



24 MT. WIDE ROAD

24 MT. WIDE 81 AVENUE

30 MT. WIDE SECTOR ROAD



- LEGEND:-**
- 1000 SQ. YDS. (20.46 X 40.85) = 836 SQM.
 - 800 SQ. YDS. (17.67 X 37.85) = 668.81 SQM.
 - 500 SQ. YDS. (15.24 X 27.43) = 418 SQM.
 - 300 SQ. YDS. (10.91 X 23.00) = 251 SQM.
 - 275 SQ. YDS. (10.00 X 23.00) = 230 SQM.

24 MT. WIDE - 81 AVENUE



12 MT. WIDE ROAD - AD

12 MT. WIDE ROAD - AQ

12 MT. WIDE ROAD - AQ2

12 MT. WIDE ROAD - AQ3

12 MT. WIDE ROAD - AQ4

12 MT. WIDE ROAD - AQ5


12 MT. WIDE ROAD - AQ6

12 MT. WIDE ROAD - AQ7

12 MT. WIDE ROAD - AQ8

12 MT. WIDE ROAD - AQ9

AQUA BLOCK

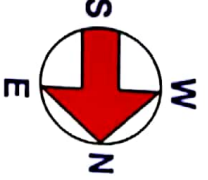


CORAL BLOCK



(केवल मार्ग दर्शन के लिए)

SECTOR - 81
ALLOTMENT PLAN



Disclaimer
This is a preliminary plan and is subject to change without notice. The Government of Punjab, Lahore, is not responsible for any errors or omissions in this plan. The Government of Punjab, Lahore, reserves the right to alter, amend, modify, supplement or otherwise vary this plan at any time without notice and without being bound by any conditions, stipulations, terms, conditions or limitations of any kind.