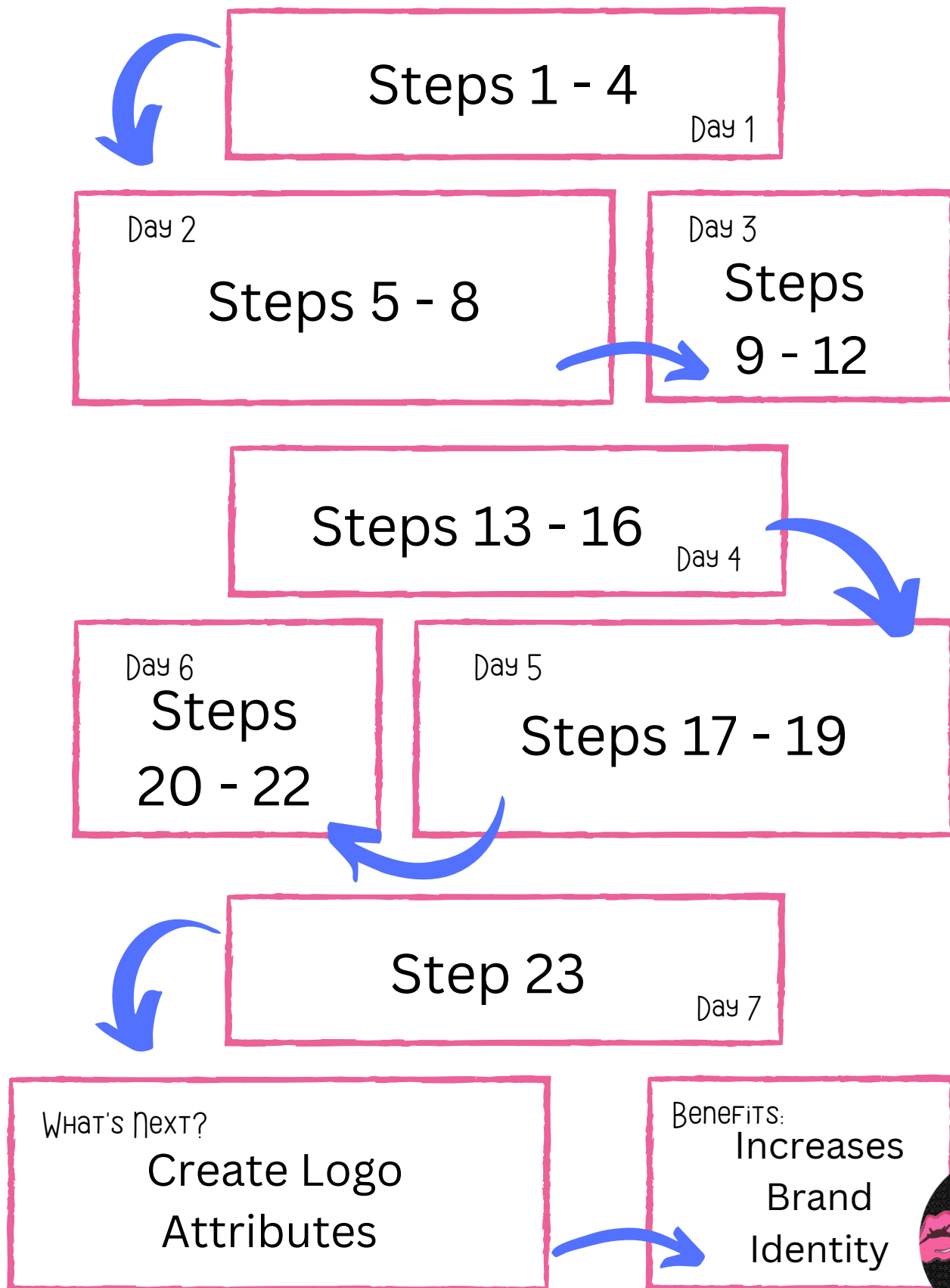


Business Name Flow Map



DAY 1 WORKSHEET

Niche:

Question #1 For Emotional Brainstorm

Question #2 For Emotional Brainstorm

SELECT 2 TO 3 EMOTIONS FROM THE LIST OF 27

- _____
- _____
- _____
- _____

WHAT ARE YOUR BUSINESS EXPECTATIONS? (IN 1 TO 4 WORDS.)

EXAMPLES:

(RESPECT, TRUSTED, SECURITY, OPPORTUNITYIES)

Day 2: Step 5

PERFORM A WORD DUMP

3 MINUTE EXERCISE: (SELECT 5 TO 10 WORDS.)

The form consists of ten hand-drawn circles, each with a double-line border, arranged in a roughly circular pattern around a central clock icon. The clock icon is a simple circle with tick marks and the text '3 min' inside. The circles are intended for writing words during a 3-minute exercise.

DAY 2 - STEP 6:
RESEARCH OTHER BUSINESS NAMES
IN YOUR NICHE ON GOOGLE.

#1

#2

#3

#4

#5

DAY 2 - STEP 6:
RESEARCH OTHER BUSINESS NAMES
IN YOUR NICHE ON GOOGLE.

#6

#7

#8

#9

#10

DAY 2 - STEP 6:
RESEARCH OTHER BUSINESS NAMES
IN YOUR NICHE ON YOUTUBE.

#1

#2

#3

#4

#5

DAY 2 - STEP 6:
RESEARCH OTHER BUSINESS NAMES
IN YOUR NICHE ON YOUTUBE.

#6

#7

#8

#9

#10

DAY 2 - STEP 6:
RESEARCH OTHER BUSINESS NAMES
IN YOUR NICHE ON SOCIAL MEDIA.

#1

#2

#3

#4

#5

DAY 2 - STEP 6:
RESEARCH OTHER BUSINESS NAMES
IN YOUR NICHE ON SOCIAL MEDIA.

#6

#7

#8

#9

#10

DAY 2 - STEP 6

Domain Search:

Domain Search:

DAY 2 - STEP 6

Trademark Search:

Copyrighting Search:

DAY 2 - STEPS 8

I AM INSPIRED BY...

What businesses do you remember seeing while on your walk or drive? Write your thoughts in the circle below.



DAY 3 - STEPS 9

I AM INSPIRED BY...


Brainstorm a list of things that make you feel inspired or creative. These could be places, items, people, activities, or anything at all. Write your thoughts in the circle below.



CONGRATULATIONS, YOU'RE ON A ROLL!

Day 3 - Step 10

CHECK THE THESAURUS




Example:

Original Word		
List of synonyms from the thesaurus.		



Day 3 - Step 10

CHECK THE THESAURUS




Example:

Original Word		
List of synonyms from the thesaurus.		



Day 3 - Step 10

CHECK THE THESAURUS




Example:

Original Word		
List of synonyms from the thesaurus.		



Day 3 - Step 10

CHECK THE THESAURUS



Example:

Original Word		
List of synonyms from the thesaurus.		





Day 3 - Step 12

For 2 Word Mash-ups

Write the words and phrases in the columns.



.....

.....

.....

.....

.....

.....

.....


.....

.....

.....

Word #1	Word #2
.....
.....
.....
.....
.....
.....
.....
.....
.....





Day 3 - Step 12

For 2 Word Mash-ups

Write the words and phrases in the columns.



.....

.....

.....

.....

.....

.....

.....


.....

.....

.....

Word #1	Word #2
.....
.....
.....
.....
.....
.....
.....
.....
.....





Day 3 - Step 12

For 2 Word Mash-ups

Write the words and phrases in the columns.



.....

.....

.....

.....

.....

.....

.....

.....

.....

.....

Word #1	Word #2
.....
.....
.....
.....
.....
.....





Day 3 - Step 12

For 2 Word Mash-ups

Write the words and phrases in the columns.



.....

.....

.....

.....

.....

.....

.....

.....

.....

.....

Word #1	Word #2
.....
.....
.....
.....
.....
.....
.....
.....



Day 4 - Step 16

ALTERNATIVE SPELLING



ORIGINAL WORD(S)	ALTERNATIVE SPELLING

Day 4 - Step 16

ALTERNATIVE SPELLING



ORIGINAL WORD(S)	ALTERNATIVE SPELLING

Day 4 - Step 16

ALTERNATIVE SPELLING



ORIGINAL WORD(S)	ALTERNATIVE SPELLING

Day 4 - Step 16

ALTERNATIVE SPELLING



ORIGINAL WORD(S)	ALTERNATIVE SPELLING

DAY 5 – STEP 18

REAL WORLD SENTENCES

(FILL IN THE BLANKS.)

- Hey/Hi/Hello (insert business name)!

- At (insert business name) we are (insert an emotion).

- How are we increasing customers today at (insert business name)?

- Why you should choose (insert business name) is because, we (insert one of your business expectations).

DAY 5 – STEP 18



(CREATE YOUR OWN SENTENCES.)

Three horizontal lines for writing a sentence.

Three horizontal lines for writing a sentence.

Three horizontal lines for writing a sentence.

Three horizontal lines for writing a sentence.

Day 5 - Step 19

Acronyms:

Letters:

What it stands for?

Day 5 - Step 19

Acronyms:

Letters:

What it stands for?

Day 5 - Step 19

Acronyms:

Letters:

What it stands for?

Day 5 - Step 19

Acronyms:

Letters:

What it stands for?

Day 5 - Step 19

Acronyms:

Letters:

What it stands for?