



ADVANTAGES

- Convenient on-board weighing during loading
- No fine for overloading
- Protection against early wear of the vehicle
- Payload within legal limits
- Reusable system
- **Automatic management of an unlimited number of trailers and semi-trailers**

The control unit of the LANX 2.0 system is directly installed in the driver's cab and displays the weight loaded on-board in real time. Readings are displayed axle by axle, net and gross or partial. LANX 2.0 uses a variety of digital sensors positioned on the vehicle's suspensions and displays all data on an easy to read display, without having to push any keys. In addition, weight data can be printed by on-board mini-printer and it can also connect to any satellite system. The system pays for itself immediately because knowing the weight of the load when you travel means optimizing transport times and economic yield in complete safety.

FUNCTIONS

- Net, gross weight and axle by axle
- Partial weight
- Programmable alarm limits for loading/overloading
- Plate tractor and trailer
- Diagnostics

TECHNICAL DATA

Display	Back-lit LCD 2x16 characters
Screen	Ton or kilogram
	Multilingual
Working temperature	0°÷50° C
Power supply	18÷30 Vdc
Protection level	IP40
Max current	0.5A a 24 Vdc
Dimensions	132x100x42mm without flange
Colour	Metallized grey
Optional	Paper roll printer
	Transmission data cable RS232



Paper roll printer >

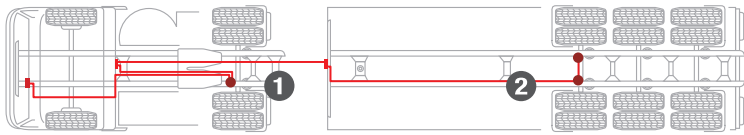


Outset tracking data ^



Transmission data cable RS232 ^

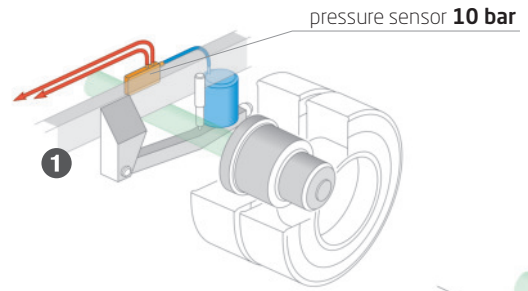
VEHICLES WITH AIR OR HYDRAULIC SUSPENSIONS



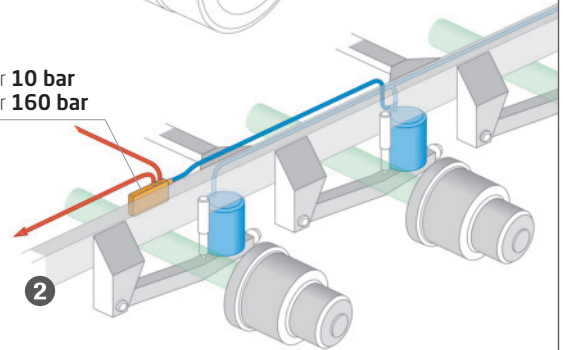
The digital sensors, which are installed on the tractor rear pneumatic suspensions (1) and on the trailer pneumatic/hydraulic suspensions (2), record the pressure variation due to the weight loaded on the vehicle, by sending data to the LANX unit located in the cab.

Accuracy: $0 \div 1\%$

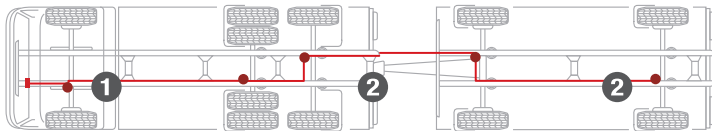
Technical data	Sensor 10 bar	Sensor 160 bar
Range	010 Bar	0160 Bar
Safe overload	150%	150%
Working temperature	$-40^{\circ} \div +85^{\circ} \text{ C}$	$-40^{\circ} \div +85^{\circ} \text{ C}$
Protection level	IP65	IP65
Dimensions	145x72x35 mm	145x72x35 mm
Weight	300 gr	400 gr



pressure sensor 10 bar
pressure sensor 160 bar



VEHICLES WITH MIXED SUSPENSIONS

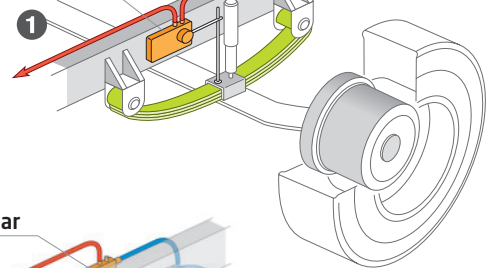


The digital sensors, located on the different axles of the vehicle, allow to check both the whole load and its distribution during the process of stowage, by sending data to the LANX unit located in the cab. It is also very helpful when an axle by axle load limit is required.

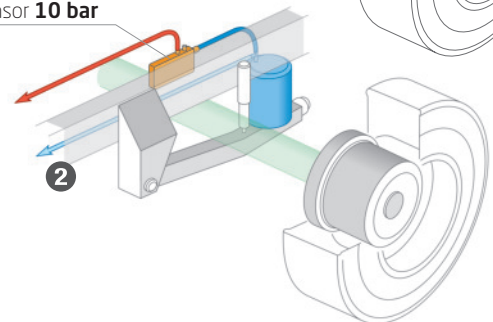
Accuracy: $0 \div 2\%$

Technical data	Sensor 10 bar	Height sensor
Range	010 Bar	$\pm 80^{\circ}$
Safe overload	150%	-
Extra stroke	-	$\pm 180^{\circ}$
Working temperature	$-40^{\circ} \div +85^{\circ} \text{ C}$	$-40^{\circ} \div +85^{\circ} \text{ C}$
Protection level	IP65	IP65
Dimensions	145x72x35 mm	145x72x35 mm
Weight	300 gr	650 gr

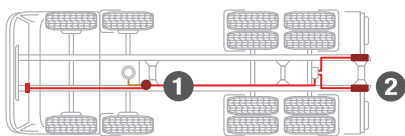
height sensor



pressure sensor 10 bar



VEHICLES WITH REAR DUMP TRAILER

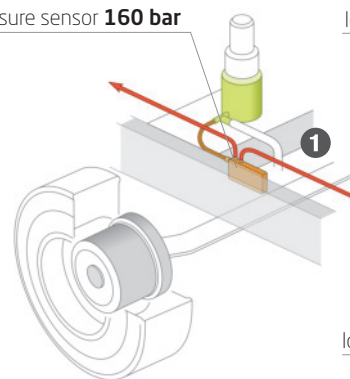


The two loading cells located among the dumper rear hinges (2 or 2a) and the pressure sensor installed on the lifting cylinder (1), enable to record the loaded weight by lifting up the dump body a few inches and by sending data to the LANX unit located in the cab.

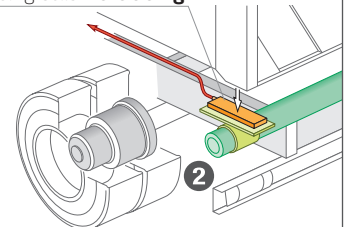
Accuracy: $0 \div 0,5\%$

Technical data	Sensor 160 bar	10.000 kg	20.000 kg
Range	0160 Bar	-	-
Safe overpressure	150%	-	-
Loading capacity	-	10.000 kg	20.000 kg
Safe overload	-	300%	300%
Working temperature	$-40^{\circ} \div +85^{\circ} \text{ C}$	$-40^{\circ} \div +85^{\circ} \text{ C}$	$-40^{\circ} \div +85^{\circ} \text{ C}$
Protection level	IP65	IP67	IP67
Dimensions	145x72x35 cm	380x100x39 cm	$\varnothing 60 \times 357 \text{ cm}$
Weight	400 gr	11,5 kg	8,5 kg

pressure sensor 160 bar



loading cells 10.000 kg



loading cells 20.000 kg

