




# Vuba Stone Surfacing

Modern, environmentally friendly and aesthetically impactful surfacing manufactured by Vuba Stone.



# Surfacing Reinvented



## Contents

**Vuba Socials**  
Page 4

**Why Choose Vuba?**  
Page 5

**VubaMac & Overlay**  
Page 6-7

**Projects**  
Page 8-15

**Commercial Application**  
Page 16 - 17

**Popular Blends**  
Page 18 - 19

**Borders, Patterns and Color  
Combinations**  
Page 20 - 21

**VubaVert**  
Page 22 - 23

**Vusion**  
Page 24 - 25

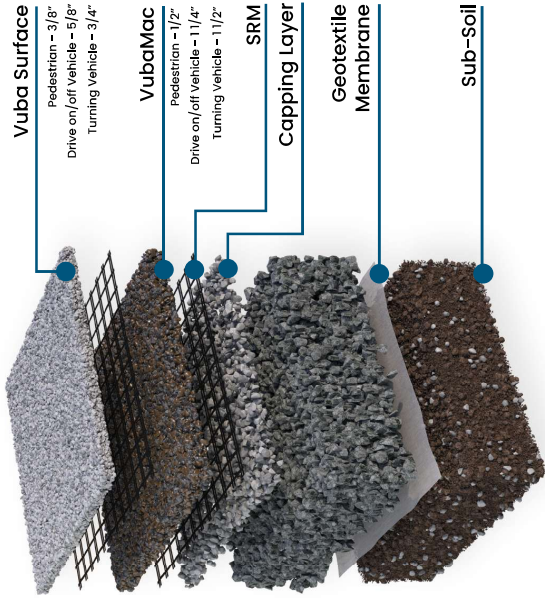
**Vuba in Americas**  
Page 26 - 27

**Aftercare & Cleaning**  
Page 28 - 29



# VubaMac & Overlay

## Vuba Stone Full System



### What's in a kit?

- 4KG of VubaMac Resin
- 5KG of Binding quartz
- 4 bags of recycled quartz
- SRM Mesh

## STRENGTH AFTER 5 YEARS

Vuba Stone

Epoxy

\*When compared on a flexural strength test in the Vuba Laboratory in a weathering machine

**57%** Higher Flexural Strength than Asphalt.

### Benefits

54 gallons / min / sq ft permeates through  
This allows for environmental advantages and efficient filtration.

**No Excavation**  
Complies with SUDS (Sustainable Drainage systems) without the need for asphalt or concrete.

**Enhanced Warranty**  
5 year warranty upgraded to 10 years when installed on VubaMac.

**1 Day of Application**  
Save time by installing your base and surface on the same day.

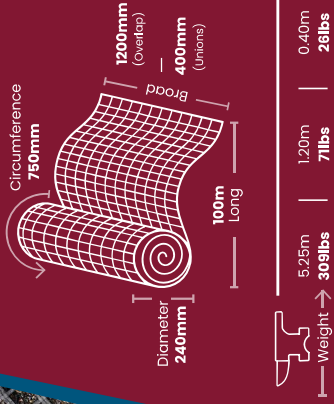
**No damage after 1000 wheel passes at 113°F**



### Product Description

Vuba SRM is a structural reinforcement mesh developed using technology to reinforce earth structures. It can be applied within Resin Bonded surfaces and over other surfaces such as concrete to mitigate movement and subsequent cracking.

### Roll Dimensions



## Topping System Overlay

Cover and Repair Existing Concrete and Asphalt



### Benefits

**Cost Effective**  
Economic solution for enhancing existing surfaces, eliminating the need for costly removal and replacement.

**Bridge Cracks**  
Overlays can seal fresh cracks, provide a smooth and uniform finish while strengthening the surface.

**Can Hold 30,000 lbs**  
Engineered for use on untreated bases of up to 30,000 lbs, making them suitable for heavy-duty applications.

**UV Stability**  
Ensuring long-lasting color retention and resistance to sun damage for a long-lasting attractive look.


**5 Year Manufacturers Warranty**  
We provide a 5-year warranty when installed per our recommended overlay guidelines, including SRM.



Learn more with our team:

✉ sales@vuba-stone.com

🌐 vuba-stone.com



**INSTALLED BY**  
  
 214-989-7585



Texas, USA

# Big sur

*This blend of small, multicolored stones—featuring shades of black, white, beige, and gold—creates a natural, textured surface perfect for decorative flooring or outdoor pathways.*



**Scan me!**

To view Big Sur on our website.



**INSTALLED BY**  




Saskatchewan, Canada

# Poseidon


*This blend embodies a striking combination of varying shades of grey, from light silver to darker granite hues. The result is a sleek, modern look that evokes the strength and timelessness of natural stone. Ideal for contemporary spaces.*



**Scan me!**

To view Poseidon on our website.

INSTALLED BY  
*ACS*



British Virgin Islands



# Rio Medina

The soft, creamy tones of Ivory Marble harmonize beautifully with the sparkling clarity of Coshel Quartz, creating a refined and unique aggregate that stands out in any project.



**Scan me!**

To view Rio Medina on our website.

INSTALLED BY  
*OC*  
OSBURN CONCRETE  
LEVELING & RESURFACING



Virginia, USA




# Monticello

This blend features a striking mix of grey, black, white, and golden-toned stones, creating a natural yet sophisticated look perfect for durable and decorative surfacing.



**Scan me!**

To view Monticello on our website.



INSTALLED BY  
**CONCRETE**  
CONCRETEWORKS



Washington, USA

## Monument Valley

*This blend of small, multicolored stones—featuring shades of black, white, beige, and gold—creates a natural, textured surface perfect for decorative flooring or outdoor pathways.*



**Scan me!**

To view Monument Valley on our website.



INSTALLED BY  
**ALLERIGHT**



Florida, USA

## Ipanema Beach

*This combination features the light, creamy tones of Ivory Marble paired with the soft elegance of Paloma Marble. Together, they create a bright and sophisticated surface that enhances any space.*



**Scan me!**

To view Ipanema Beach on our website.



INSTALLED BY 




BC, Canada

# Manhattan

Manhattan is made up of our Light Oscuro aggregate, that complements both modern and traditional outdoor spaces. The mix of soft grey tones with subtle specks of darker and lighter shades creates a natural stone effect that enhances the surrounding landscape.



**Scan me!**  
To view Manhattan on our website.



INSTALLED BY 



Ontario, Canada

# Joshua Tree & Cano Cristales

This blend embodies a striking combination of varying shades of grey, from light silver to darker granite hues. The result is a sleek, modern look that evokes the strength and timelessness of natural stone. Ideal for contemporary spaces.



**Scan me!**  
To view Joshua Tree on our website.




**Scan me!**  
To view Cano Cristales on our website.



# Commercial Application

Vuba Stone is a trusted surfacing solution for commercial projects around the world. In 2024, we supplied the world's largest Vuba Stone commercial project, covering a total of 306,000 sqft. This impressive project features VubaMac as the base layer, topped with Vuba Stone, creating a fully permeable system.



INSTALLED BY  
**DR**  
DRAINAGE RESEARCH



**Mexico City,  
Mexico**



# Most Popular Blends

A selection of the most popular and traditional blends across the Americas, perfect for both commercial and residential projects. These blends are designed to elevate your outdoor spaces with lasting beauty.



**Cano Cristales**



**Poseidon**



**Manhattan**



**Sistine Chapel**

Vuba Stone can be used to create unique designs using patterns, borders and color pairings for a bespoke driveway or outdoor living area. Match the colors and personality of your home with a colour pairing of your choice.



Ellis Island

Manhattan


# Borders, Patterns and Color Combinations





# VubaVert

Vuba's VubaVert Universal Tack Coat and Binder is the ideal solution to achieve vertical aggregate surfaces like garden walls and steps. Easy to apply and weather-resistant, it ensures a strong, lasting bond for a professional finish that enhances your outdoor space.





# VUSION

by VUBA

Can't decide?  
Experience the magic of **Vusion**  
technology!

**“The best tool for selling a job is to let the customer see what can be done beforehand, Vusion takes away the guesswork and allows customers to see the future. Amazing!”**

- George Child, New Look Surfacing




Scan me  
To visualize your  
driveway!



VUSION  
by VUBA



VUSION  
by VUBA



VUSION  
by VUBA

# Vuba in the Americas.



**55 countries** have Vuba Stone Installed



**10 Million** Square Feet Worldwide



Over **120 Installers** in the Americas



**3rd** Year at the World of Concrete



**100,000 Sq. Ft** in Manufacturing & Warehousing



New Savannah, GA Distribution Centre Open **April 2025**



*Ontario, Canada*

*Boise, Idaho*

*British Virgin Island*

*Salt Lake City, Utah*



# Vuba Stone Cleaning and Aftercare Guide

# Cleaning Tips

## POST INSTALLATION CARE



### Healing time

Do not walk on your new Resin Bonded surface for 24-48 hours and do not drive for 48-72 hours after installation.



### Don't allow spills

Make sure there are no spills on the resin while it is curing because excess moisture can build up. This will cause the Bonded Resin surface to weaken and discolor during the curing process. Continued spills cause erosion over a long period of time, which will cause the surface to degrade.



### Footprint Marks

Make sure that no one or pets walk on the newly installed surface. Paw prints cannot be removed! Animal deterrents such as tape or barriers around the perimeter can be used.

## The 5 Most Important Details To Remember



### Static wheel /small turns

The pressure generated by static spinning can dislodge aggregates from the surface. Once the matrix has been broken, the surface will weaken and fall off. It is very important that vehicle wheels do not spin when stationary or moving slowly, and small spins should be avoided.



### Impact damage/high point loads

Be careful not to drop heavy equipment on the driveway, such as skips. Note that these, for example, can often leak rust, which can be difficult to clean. Hydraulic jacks can sink the surface of the resin paving. To use the latter, they should be placed on a wooden board to distribute the load.



### Chemicals and stains

Gasoline, solvents, and similar liquids should ideally not come into contact with the resin surface. In the event of spills, dilute and clean up immediately. Solvents and some chemicals will degrade the resin, causing the stones to come loose over time.



### Filtration/discoloration

Like all paving surfaces, resin paving will discolor if permanently covered over a long-term basis with a close contact object. Discoloration occurs due to leaching and lack of exposure to air or sunlight. An example would be placing a flat-bottomed flower pot or storage box on it. Use elevated planters and avoid storing items such as boxes on the surface.



### Rejuvenate your surface

A great way to extend the life of your driveway is to seal the surface after a deep cleaning. This can be done using a diluted UV polyurethane resin sealer. We recommend doing this 5-10 years after installation.



### Cleaning Practices

It is very good practice to regularly clean your resin surface. For lighter colors, it will be even more important to perform frequent cleaning.

Resin surfaces can be cleaned with a pressure washer; it is recommended to hold the lance at a 90 degree angle and at least 12 inches from the surface. Cleaning too close can cause aggregates to break off.



### Oil, dirt and debris

Oil can easily penetrate hard surface materials (particularly lubricating oil or fuel) but should not stain if spills are removed promptly with an absorbent material. If the stain persists, an emulsifying degreaser should be used.

Prolonged contact with any solvent should be avoided; contact Vuba for advice if you are unable to remove the stain.



### Herbs, moss and lichens

There should be a permeable membrane under the base to prevent weed growth from underground. The absence of a membrane will result in weed growth through the resin paving, as the resin surface will not be able to prevent this. It is also possible for weeds to grow on the resin surface, but these can be easily removed with a pressure washer.

Organic growth, such as moss, lichens and algae, can be common on hard surfaces where the area is heavily shaded or under trees. If such growth occurs, the area should be treated with the appropriate product, following the manufacturer's instructions.



### Fruits, berries and leaves

Fruits and leaves can stain all types of paving surface, so care must be taken to clean them from the resin surface before they begin to leach into the resin paving.

For dirty areas, it is recommended to use a mixture of liquid sodium hypochlorite (NaClO), obtained from pool maintenance suppliers, and a non-oxidising shampoo (e.g. baby shampoo).

Dilute 1.5 liters of sodium hypochlorite with 4.5 liters of water and add 100 ml of baby shampoo. If possible, the mixture should be applied with a pump sprayer and treat the entire area, not just individual spots.

Pre-wet the entire area with clean water and spray the cleaning liquid onto the surface. Gently scrub the area with a stiff-bristled brush. After 15 minutes, wash the surface with clean water, making sure the residue does not run off onto any vegetation.



### Rust and tire marks

Rust can come from two sources. Typically, it is caused by leakage from grills, flower baskets, and other metal garden objects. Care must be taken to prevent these objects from leaking rust onto the resin surface.

Natural aggregates in resin paving may contain pyrite, which when exposed to rain or dew, can begin to rust. Unfortunately, this is one aspect of resin paving that, although very rare, can occur naturally.

Either cause of rust can be cleaned with a non-acidic rust remover. Follow the manufacturer's instructions for more information.

Tire marks can usually be removed by steam cleaning or by scrubbing the area with detergent and hot water.



**Follow us on our social networks:**



**@Vubastone**

Follow us on Instagram



**@vubaresinproducts**

Follow us on Instagram



**Vuba Resin Products**

Subscribe to our YouTube channel



**@VubaResin**

Follow our TikTok



**@Vuba**

Like and follow us on Facebook

**Vuba UK**

Vuba Chemical Innovations Ltd  
Units B2-B4, Grovehill Industrial Estate,  
Annie Reed Road, Beverley, HU17 0LF  
(+44) 1482 778897

**Vuba USA Warehouse Locations**

Savannah, GA  
Buffalo, NY  
Phoenix, AZ  
sales@vuba-stone.com

**North American Office**

Imperial, Saskatchewan, Canada