
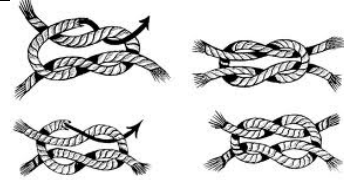
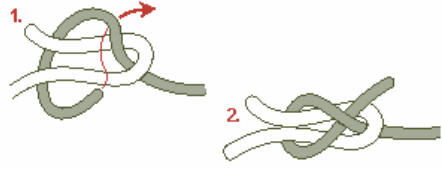
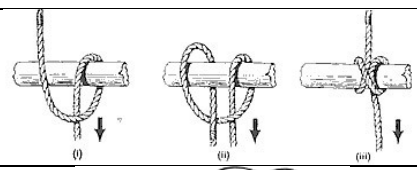
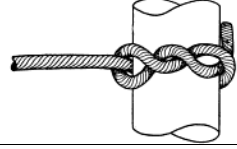
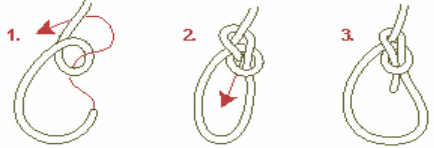
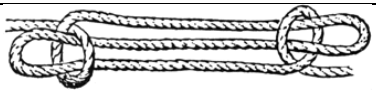
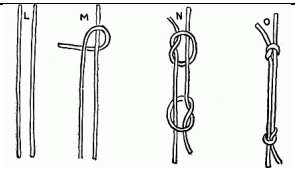






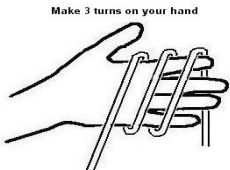
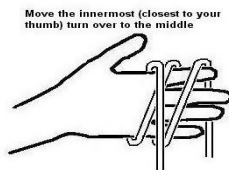
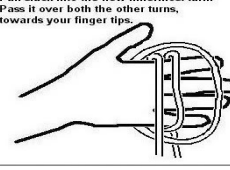
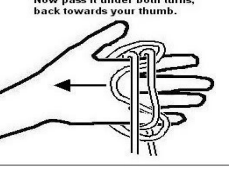
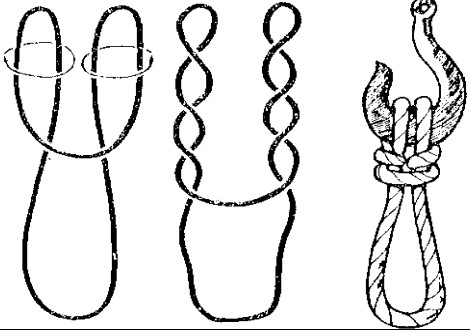

# Pathfinder KNOTS Requirement

## Friend

<b>Knots</b>	<b>Description</b>	<b>Demonstration</b>
<b>Overhand Knot</b>	One of the most fundamental knots and forms the basis of many others.	
<b>Square Knot</b>	Also known as the Reef Knot, this knot was used for centuries by sailors for reefing sails and tying things aboard ship. It is also used to tie a package or secure a knot.	
<b>Sheet Bend Knot</b>	For joining two ropes of unequal size. The thicker rope must be used for the simple bight as shown. It works equally well if the ropes are of the same size.	
<b>Clove Hitch Knot</b>	Used to hitch a heavy load, it is a good binding knot. A useful and easy to tie.	
<b>Timber Hitch Knot</b>	Used for handling cargo, it is also useful when towing a spar or logs either afloat or on land.	
<b>Bowline Knot</b>	It is well known as a rescue knot for such purposes as rescuing people who might have fallen down a hole, or off a cliff onto a ledge.	
<b>Sheepshank Knot</b>	Used to shorten a rope or take up slack	
<b>Fisherman Knot</b>	Used for joining two shorter lines with a symmetrical structure consisting of two overhand knots, each tied around the standing part of the other	
<b>Figure Eight Knot</b>	Important for sailing and rock climbing, as a method of stopping ropes from running out of retaining devices.	
<b>Double Bow</b>	Used mainly for tying shoelaces. However, there are other uses such as bows, rosettes and ties which when finished look like bowties.	

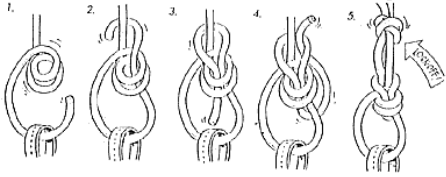
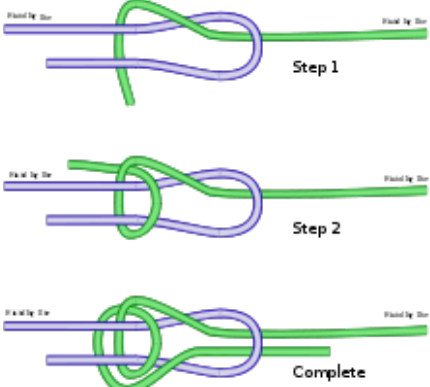
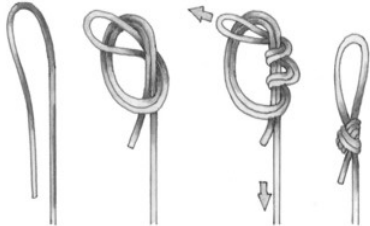
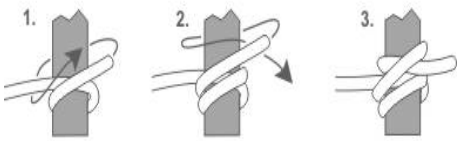
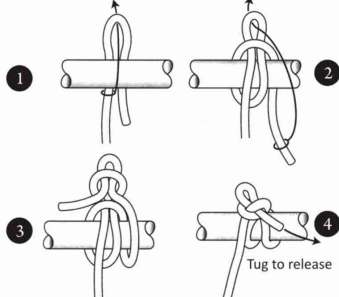
# Pathfinder KNOTS Requirement

## Companion

<b>Knots</b>	<b>Description</b>	<b>Demonstration</b>
<b>Two Half Hitches</b>	Useful for attaching a mooring line to a dock post or ring.	
<b>Taunt line Hitch</b>	Useful when the length of a line will need to be periodically adjusted in order to maintain tension.	
<b>Alpine Butterfly</b>	Used to form a fixed loop in the middle of a rope	<div>   </div> <div>   </div>
<b>Cat's Paw Knot</b>	Used to support a heavy load, also to attaching a sling to a hook	
<b>Surgeon's Knot</b>	Commonly used by surgeons in situations where it is important to maintain tension on a suture, giving it its name. It's also used in fly-fishing, in tying quilts, and for tying knots with twine.	

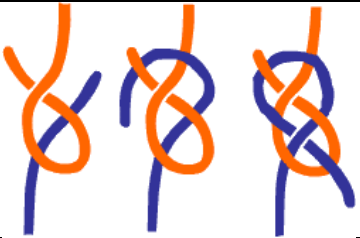

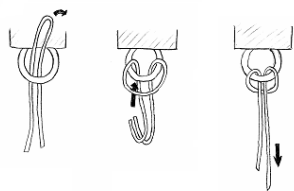
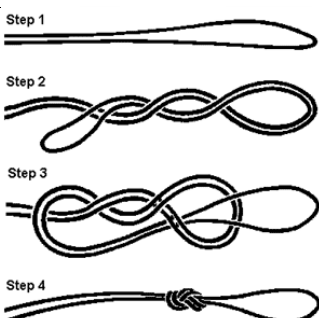

# Pathfinder KNOTS Requirement

## Explorer

Knots	Description	Demonstration
<b>Double Bow Line</b>	Commonly used by sport climbers who take multiple lead falls, it is also know for purposes as rescuing people who might have fallen down a hole.	
<b>Simple Simon Knot</b>	Used for joining two lines of greatly different diameters or different materials. The Simple Simon is a great choice for attacking monofilament to braided line. In fly-fishing it is often used to join the fly line with the backing line but it can be used whenever you need to tie two fishing lines together.	
<b>Surgeon Loop</b>	It is tied the same way as the Surgeon's knot but with a double strand. As such, this knot does use more line than most.	
<b>Rolling Hitch</b>	A common usage while sailing is for rigging a stopper to relax the tension on a sheet so that a jammed winch or block can be cleared.	
<b>Highwayman Hitch</b>	Used for temporarily securing a rope that will need to be released easily and cleanly.	

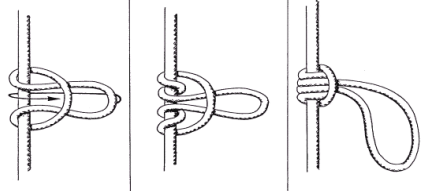

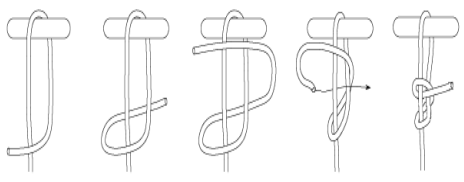
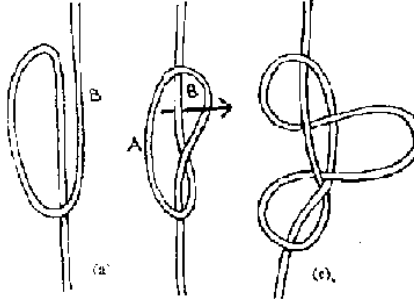
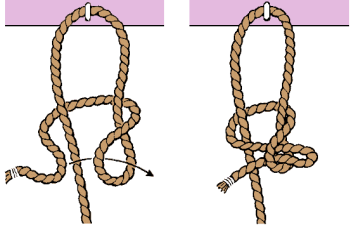
# Pathfinder KNOTS Requirement

## Ranger

<b>Knots</b>	<b>Description</b>	<b>Demonstration</b>
<b>Carrick Bend</b>	Used for joining two lines. It is particularly appropriate for very heavy rope or cable that is too large and stiff to easily be formed into other common bends.	
<b>Pile Hitch Knot</b>	Used for attaching rope to a pole or other structure.	
<b>Cow Hitch Knot</b>	Used to attach a rope to an object. It can be tied either with the end of the rope or with a bight.	
<b>Blood Loop Knot</b>	Often used for attaching a dropper when fishing deep water with several hooks.	
<b>Half Blood Knot</b>	Used for securing a fishing line to a fishing lure, snap or swivel. When two half blood knots are used to join two lines they are considered as one knot and called a blood knot.	



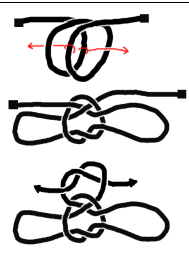

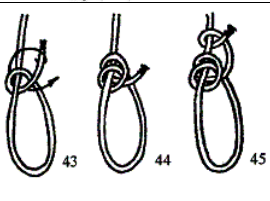
# Pathfinder KNOTS Requirement

## Voyager

Knots	Description	Demonstration
<b>Prusik Knot</b>	Used to put a loop of cord around a rope, applied in climbing, mountaineering, caving, rope rescue, and by arborists.	
<b>Stevedore Knot</b>	Used to form a lump in a line, used by stevedores to secure ropes passing through holes.	
<b>Buntline Hitch</b>	Used for attaching a rope to an object. It is also useful for attaching lines to rings, eyes, posts, rods, and railings where a compact and secure knot is required.	
<b>Manharness Knot</b>	It is used to put a shoulder loop in a rope when hauling a load.	
<b>Halter Hitch</b>	Commonly used to connect a rope to an object. It can be released by pulling on one end of the rope.	

# Pathfinder KNOTS Requirement

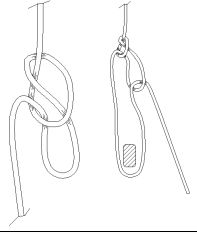
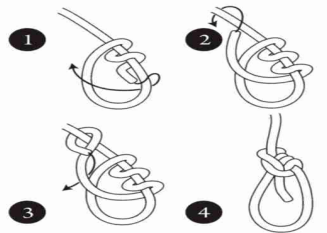
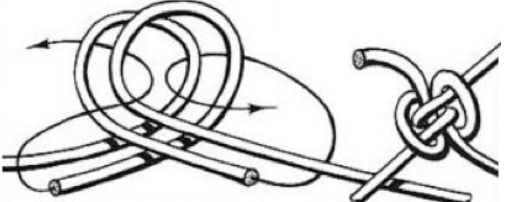
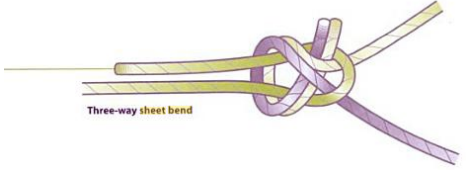
## Guide

Knots	Description	Demonstration
<b>Shake Hands Bend Knot</b>	Fairly unknown, but useful, this knot is used as a simple knot to connect two ropes together	
<b>Wagoner Hitch Knot</b>	Also known as "Trucker's Knot;" It is a valuable knot - particularly for securing loads.	
<b>Handcuff Knot</b>	It is used to bind; It can also be used as a temporary restraint tied with paracord, after you disable would-be burglars.	
<b>Fireman's Chair Knot</b>	Used as a rescue harness capable of supporting a person when they are being lowered to safety. One loop supports the body, around the chest and under the arms, and the other supports the legs, under the knees.	
<b>Midshipman Hitch</b>	Used for non-critical applications where you need to adjust the size of a loop to apply tension to guy lines, like on your tent.	



# Pathfinder KNOTS Requirement

## Master Guide

<b>Knots</b>	<b>Description</b>	<b>Demonstration</b>
<b>Truckers Hitch</b>	It is a valuable knot - particularly for securing loads.	
<b>Tarbuck Knot</b>	Useful general-purpose slide and grip loop, the Tarbuck knot may be grasped in the hand and shifted along.	
<b>Hunter's Bend</b>	Used to join two lines. It consists of interlocking overhand knots, and can jam under moderate strain.	
<b>Three-way Sheet Bend</b>	Commonly used as a neat bridle to secure and hold three converging lines.	
<b>Plank Sling Knot</b>	Used as a stage is fastened to a rope.	