

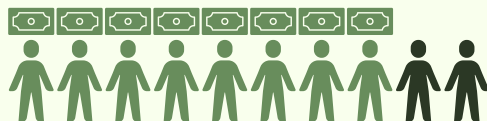
It's all about the Data

Learn about how Leswee has impacted businesses and organizations across science, technology, engineering, and critical industries.

*Per Quarter

Funding Average

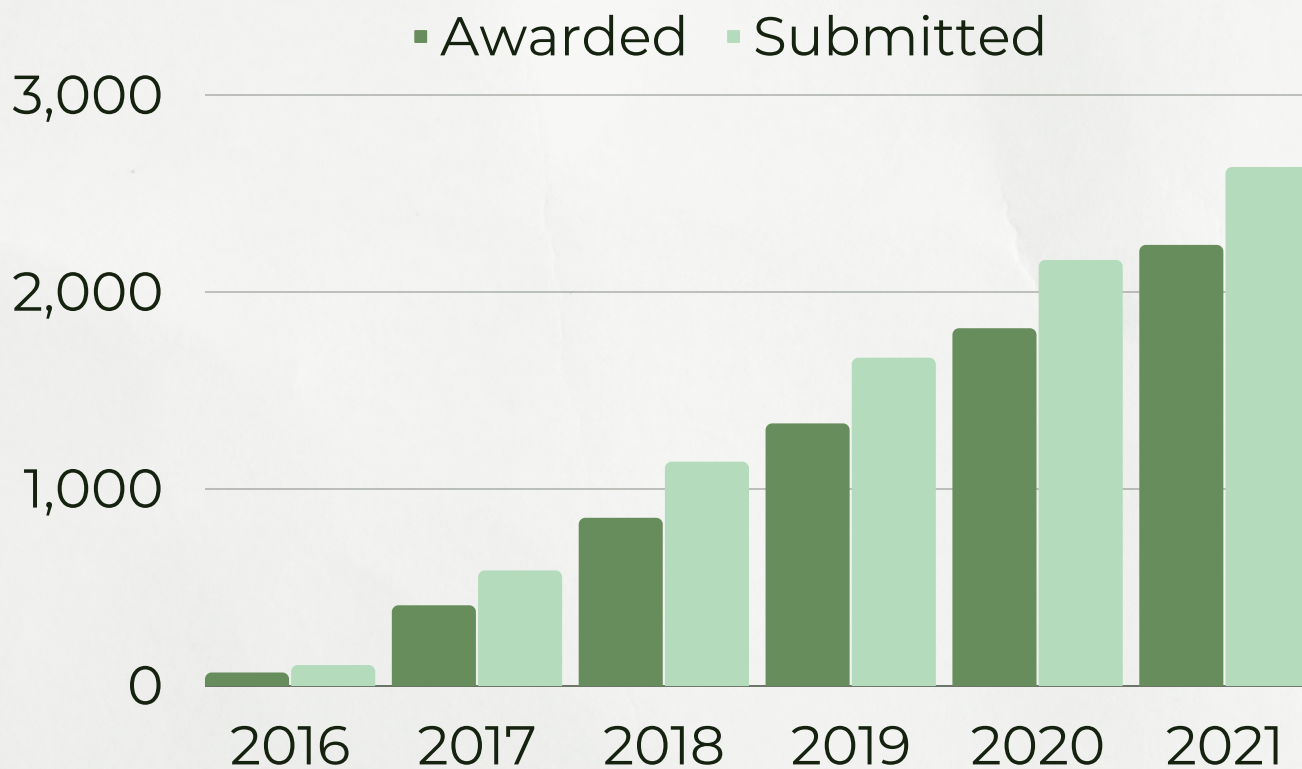
Every 8 out of 10 of our clients are receiving an average of \$250,000 in new grants.



Every 6 out of 10 of our clients are receiving \$750,000 in contracts



THE NUMBER OF OPPORTUNITIES WE HAVE APPLIED TO VS. AWARDED



DID YOU KNOW



Leswee has helped over 2000 small businesses and nonprofit organizations apply to grants like the NSF Seed Fund STTR & SBIR Grant funding research and development Grant of \$2 million

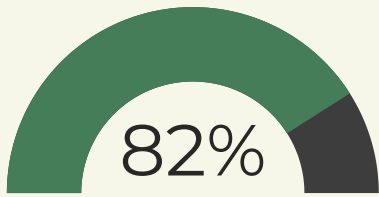
TYPE OF ENTITIES WE WORK WITH

- City and township governments
- Small businesses and other for profit organizations
- Nonprofit organizations
- Private

It's all about the Grant Data

This page presents awards that were applied to for clients by Leswee LLC with success rates based on the number of grants applied to.

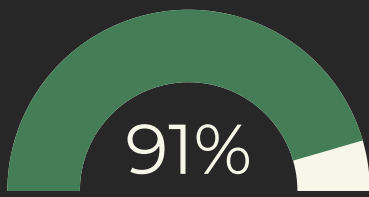
FUNDING AWARD SUCCESS BY CATEGORY



Science

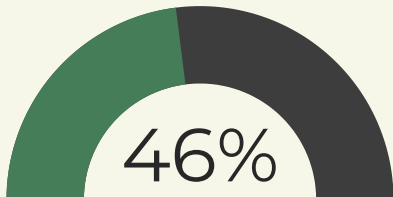
Physical science, earth science, and life science industries:

Ex. Pharmaceuticals, biotechnology(food & medicine), nutraceuticals, cosmeceuticals.



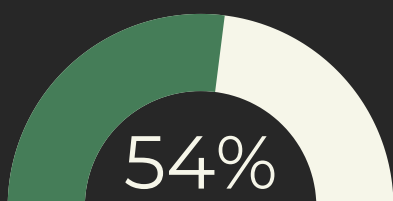
Technology

Construction, transportation, energy/power, communication, manufacturing, medical, software, hardware, semi-conductor, and bio-related industries



Engineering

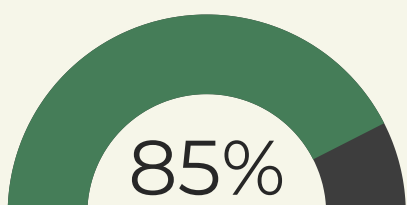
All chemical, civil, electrical, and mechanical engineering industries.



Other Industries

Education & Arts:

- STEM-focused public & private institutions and higher education
- Independent school districts



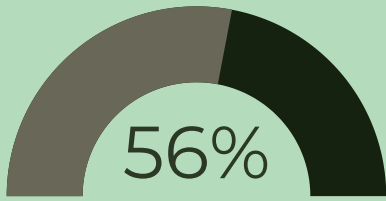
Community

Community development, environment, and natural resources

It's all about the Contract Data

This page presents awards that were applied to for clients by Leswee LLC with success rates based on the number of grants applied to.

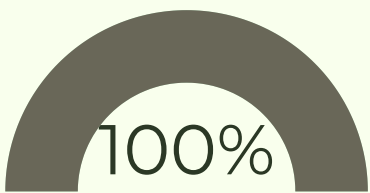
CONTRACT AWARD SUCCESS BY CATEGORY



Science

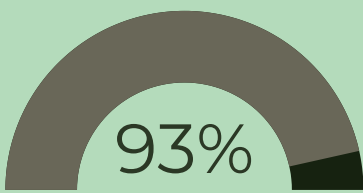
Physical science, earth science, and life science industries:

Ex. Pharmaceuticals, biotechnology(food & medicine), nutraceuticals, cosmeceuticals.



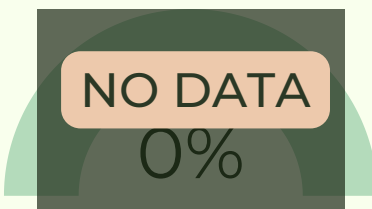
Technology

Construction, transportation, energy/power, communication, manufacturing, medical, software, hardware, semi-conductor, and bio-related industries



Engineering

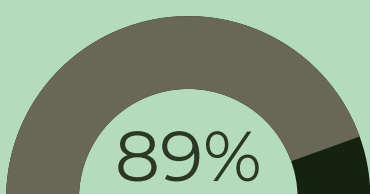
All chemical, civil, electrical, and mechanical engineering industries.



Other Industries

Education & Arts:

- STEM-focused public & private institutions and higher education
- Independent school districts



Community

Community development, environment, and natural resources

It's all about the Data

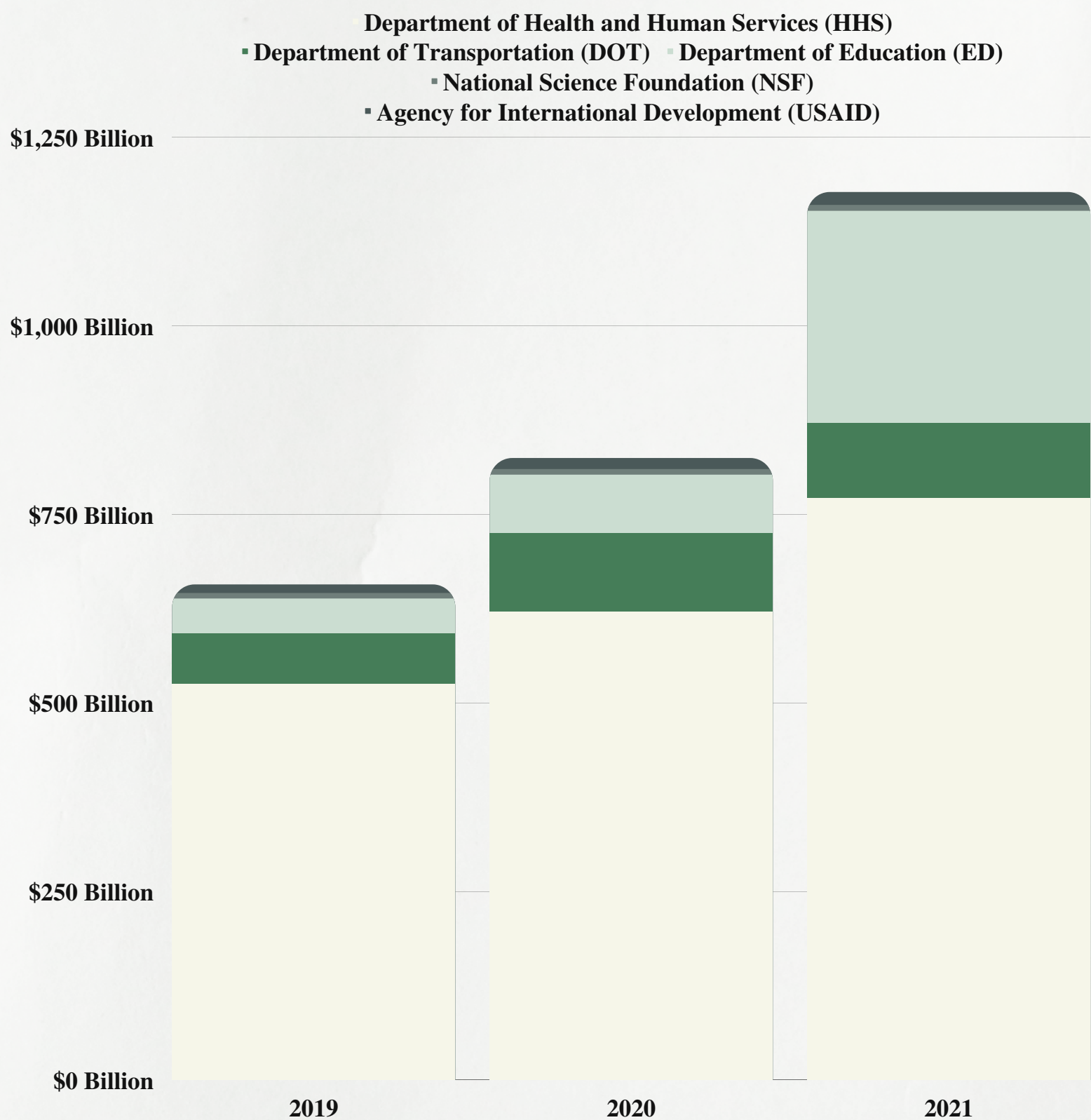
Top 5 Funded Categories from 2019-2021



Top Reoccurring Service

Full service Grant writing and research annual calendar packages. (Only 5% of clients are on lower tier packages)

TOP 5 FUNDED CATEGORIES FOR GRANTS





It's all about the Data

Top 5 Funded Categories from 2019-2021

TOP 5 FUNDED CATEGORIES FOR CONTRACTS

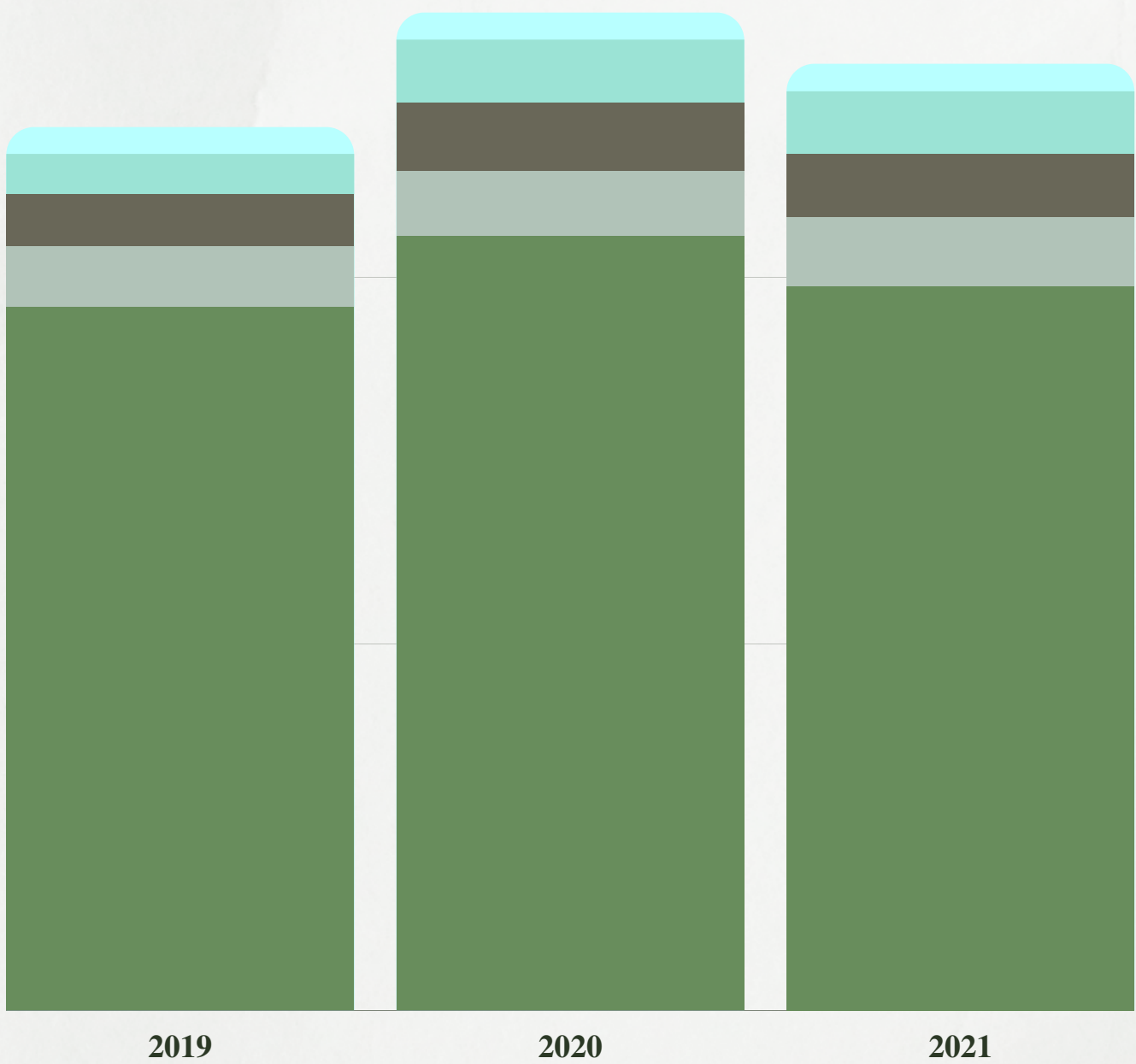
- Department of Defense (DOD)
- Department of Energy (DOE)
- Department of Veterans Affairs (VA)
- Department of Health and Human Services (HHS)
- National Aeronautics and Space Administration (NASA)

\$600 Billion

\$400 Billion

\$200 Billion

\$0 Billion



ONE CALL AWAY!

It's that easy to get the help you need. We find the right opportunities that align with your organization.

