

GPM


GROUND PROTECTION MAT



KCS
Kale Construction Supply

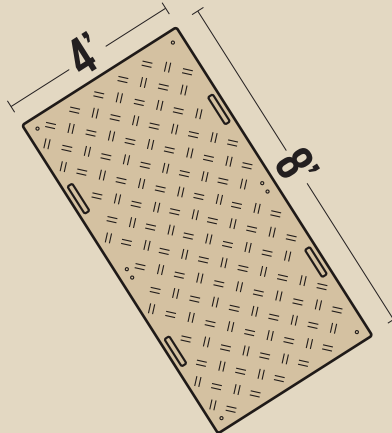
DOUBLE-SIDED

VERSATILE TRACTION PROFILE



MODULAR DESIGN

CONNECT MATS INTO ANY LAYOUT



MULTI-TERRAIN

CAN BE USED OVER:



REDUCE WASTE

UNLIKE PLYWOOD, REUSABLE AND DURABLE MATS WILL NOT WARP, ABSORB WATER, SPLINTER, OR ROT.

SITE ACCESS

CREATE TEMPORARY ROADWAYS FOR VEHICLE ACCESS OVER SOFT & UNSTABLE SUBSTRATES.

PORTABLE

LIGHTWEIGHT MATS CAN EASILY BE INSTALLED BY HAND & TRANSPORTED USING A STANDARD PICKUP TRUCK.

PROTECTS GROUND

PREVENT RUTTING ON EXISTING LANDSCAPING. PROTECT CONCRETE AND OTHER FINISHED SURFACES.

APPLICATIONS

- SIDEWALK PROTECTION
- TEMPORARY ROADWAY
- EQUIPMENT ACCESS
- LAWN PROTECTION
- STAGING AREA
- UTILITY WORK ACCESS
- EVENT FLOORING

DETAILS



HANDLES FOR
EASY TRANSPORT



EACH MAT IS 4'X8'X1/2" & 87 LBS
122 CM X 244 CM X 1.3CM & 40 KG



WEIGHT LOAD UP TO 80 TONS
DEPENDING ON SUB-SURFACE



COMPRESSION STRENGTH:
2,843 PSI
ASTM D695-02A




COMPOSITE MATERIAL: HIGH
DENSITY POLYETHYLENE
(HDPE)

HARDWARE

Two variations of locking plates connect two or four mats together at common corners or sides.

1-5/16" SOCKET SIZE



INSTALLATION STEPS



- 01** Start with a relatively level area, free of large rocks and ground holes.
- 02** Lay one mat on the ground. Lift one corner and slide the locking plate underneath, aligning the connection hole with one bolt of the connection plate.
- 03** Lay mat back down so the bolt of the connection plate protrudes through the connection hole. Secure with flanged nuts using a 1-5/16" socket. The other bolt(s) on the connection plate should be visible and stick out from underneath the ground protection mat.
- 04** Place additional mat(s) on visible bolt(s) and secure with flanged nut(s). Two bolt locking plates are used for exterior connection holes and four bolt locking plates are used for interior connection holes.
- 05** To create any length, lay additional ground protection mats end-to-end or side-to-side and repeat above installation steps.

WARNING: GPM IS NOT A BRIDGING MATERIAL AND SHOULD NEVER BE USED TO CROSS OR SPAN LARGE GAPS, GULLIES OR CHASMS.

