

Fiber News & Updates

October 2020 Vol. 11, Issue 2

Valley Fiber Art Guild ~ www.valleyfiberartguild.org

~ Looking Ahead ~

Please note our NEW meeting dates:

Mon. Oct. 19: General Meeting

Online: ZOOM

“Tie One On: Learning How to Wear a Scarf,” with Marie Gile

Mon. Nov. 16: General Meeting

Online: ZOOM

Tamara Scott Anderson,
Fiber Artist

December

No meeting scheduled



Valley Fiber Art Guild



Membership \$25/year
Guest fee has been waived

www.valleyfiberartguild.org

~ President’s Message ~

Hello, my fellow creative artisans,

Ahhh...Autumn is finally here. We have all had a long hot summer here in Arizona along with a few surprises such as snow in Colorado on Sept 9th. We sure would have traded that kind of weather for just one day here in AZ. I’m planning to go out a little later in the month to find some trees that are turning autumn colors to get a sense of the season and inspired by the colors.



For the first four months of being sequestered in my house, I struggled with losing my mind wondering *what to do*. Now, I have about 300 projects that I **could have** been doing, but seemed to have stalled out and can’t even ‘think’ of starting. Thank God for VFAG, because all I had to do was call a friend in the guild and when talking about our struggle, we decided to do something about it, and started a Zoom meeting with other women we knew.

Now well into my six months journey in this **Covid-19-Crazy-World**, I am attending four Zoom meetings and enjoying life again as a creative person. So, please consider joining the VFAG Zoom study group meetings that are happening. Here is a YouTube video on “How to Do Zoom” to help you feel comfortable trying it. <https://youtu.be/9isp3qPeQ0E> The women in our groups are discovering that talking and having group projects has put the sparkle back into their eyes.

Many of us attended the first VFAG Zoom meeting on the 21st, and I hope that you all enjoyed it as much as I did. It was good to *get back together again*, even if it was via computer; sharing our creations and ideas with each other. Hopefully, we will see new faces on October 19th at 9:30 a.m. (AZ time zone).

Wishing you restful, fun and inspiring creative time,

Peggy McGaughey

You can’t use up creativity. The more you use, the more you have.

Maya Angelou

October 19th Program

Tie One On: Learning How to Wear a Scarf with Marie Gile

Get ready for fun! We're going to ZOOM through various ways to wear a scarf. I know that you probably have some wonderful tricks you do with a scarf, but I'm sure you'll learn a few more amazing ones!

Please assemble a few silk scarves or perhaps a cotton, bamboo or wool one. They can be of various sizes and shapes — long and narrow or square, large or small. Also have a small ring handy, such as you would use to hang cafe curtains on a rod.

This meeting will be on Zoom: Monday, October 19th at 9:30 a.m. (Arizona time)

Important information:

- Prior to 10/19 you will receive an email that contains the Zoom meeting link. Save this email.
- On the day of the meeting, click the Zoom link and you will be taken to our Zoom meeting site.
- Click "join meeting" and in a few seconds your computer screen will appear and we can see you.
- Be sure to have your video and microphone turned "on."

If you do not know how to use Zoom on your tablet or computer, there are many how-to videos available. We suggest you watch this YouTube video on "How to Do Zoom" <https://youtu.be/9isp3qPeQ0E> Be sure to download the Zoom app to your device and take the time to set your camera and audio (microphone and speakers) prior to the meeting.

November 16th: Tamara Scott Anderson, Fiber Artist

Tamara is a Tucson artist who has always had a passion for fabrics and textures. She has developed her own distinctive form of weaving fabrics into a structure of hardware cloth creating unique 3-dimensional textile wall sculptures.

Learn more at: <https://www.tamaraartist.com/>



© Tamara Scott Anderson

Library Notes

Greetings from the Library!

Moving forward into the next few months, the library will be available for materials checkout! As stated in the last newsletter, materials may be requested using the online VFAG library. If anyone wishes to check out materials that have not previously used the library, please contact me at: mlfritz4@gmail.com to get your information added so that you may request items. Please be aware that the usage of library materials is for current Valley Fiber Art Guild members.

On or about the 22nd for the next several months, I will make a trip to CPAC where our library collection is housed, to retrieve any new requests, and also accept returns if anyone prefers to come out to CPAC at that time to either pick up or return checked out materials. If this date/time is not convenient, arrangements can be made to pick up or drop off materials at my residence. Please contact me for address/directions. Once I know to expect someone, there will be a bin by my gate for picking up/dropping off materials.

In the meantime, I was doing a bit of poking around the Pima County Library's website and pulled up *RBdigital* magazines that are available full text. If you have a Pima County Library card, you can access any of these crafty titles or any of the huge number of magazines available on a wide range of subjects. These are just a few of what is available to current Pima County Library cardholders:

*Interweave Crochet ** Quilting Arts ** Piecework ** Bead Style ** Cloth-Paper-Scissors ** Spin-Off, ** Beadwork ** Bead & Button.*

By scrolling down the listing of magazines, I have discovered magazines published from other countries – in particular, one that caught my eye was a magazine from "Down Under" called (of course) *Australian Knitting*.

Try searching by title or subject for any titles that are of interest. Information on options for checking out and downloading current issues are listed when an individual title is selected. There are many options for enjoying magazines without having to subscribe to a paper copy.

Until next month, everyone stay safe!

Melanie Fritz, VFAG Librarian



TAG (The Art of Giving)

Reminder - - We are still doing TAG this year!

The items you donate will be delivered well in advance of being distributed; at least 6 weeks, which should be sufficient time to avoid health concerns.

Jane Tempel, our TAG Chairperson, will be coordinating the collection of your donated items. She plans to target the latter part of October for scheduling donations and an announcement will be sent out of the date to drop off your items. In addition, Jane will be available to pick up items from people who prefer not going out.

Again, if you prefer to donate toiletries this year, they are always welcome. Additional suggestions are on our website at:

<https://valleyfiberartguild.org/tag-the-art-of-giving>



Basket of handspun yarn by Melanie Fritz

Membership Renewal Reminder!

It's time to RENEW Your Membership! Your \$25.00 annual membership for the 2020-2021 year is due NOW.

IMPORTANT – Only current, paid-up members will have access to our membership roster and will receive future announcements and newsletters.

A new membership form needs to accompany your payment. Download and print the FORM found on our website. Complete the form and follow directions to mail it to: Patricia Merritt, Membership Chair.

Don't miss out on the latest news from our guild.

Thank you!



Red Ruana Retreat News


Many things have changed due to the COVID-19 health crisis; unfortunately, it has also interfered with our Red Ruana Retreat scheduled for November 12-15, 2020. Reluctantly the VFAG Board decided in May to halt plans as we wouldn't know what to expect for the coming months.

Fortunately, we have been able to reschedule the Red Ruana Retreat for November 11-14, 2021. The Canoa Ranch Golf Resort venue agreed to the new dates, all teachers have agreed to lead their workshops previously scheduled, and the VFAG Fiber Art Boutique - - to be held at CPAC is a "go" for 2021. All of you who wish to sell your fiber artwork should continue to create items for the boutique. For those who hadn't considered it, you have time now - - busy fiber hands are happy hands!

We will keep you apprised of the plans as things progress, hopefully by the new year we will have a grasp on what we can expect for 2021. Keep your fingers crossed and stay busy!

If you have questions you may email:

Debbi Brunner miskeyb@gmail.com or,
Marie Gile mgile117@gmail.com



Take a Little Fiber Journey and Go Online!

by Ann Pyper

How my journey began

Early this year, our Mixed-media Study Group started experimenting with watercolors; it's something I've always wanted to learn since I already had several books on the subject and have since purchased more.

Some of us began by watching videos on YouTube and sharing the ones we liked. Then, we started joining Facebook groups that focused on watercolor such as: *Let's Make Art: Watercolor* and *Painting Out Loud*. Turns out, these groups also offered lots of referrals and free classes - - I'd get invited to join and in turn, I'd send out invites to others to join as well. The opportunities just kept blossoming.

Striking out on my own

Soon I was invited to join a Facebook group that focused on collage. I happened to join just about the time the group's creator decided to "give back" by offering a free class. I remember the class was in seven sessions and each was recorded via Facebook Live (a video streaming service that lets anyone broadcast from their mobile devices straight to their Facebook News Feed). This was nice because then I could watch at my convenience. The only downside was that the videos were not downloadable and after a designated date they were removed.

I found that belonging to a group like this one encouraged me to share my project piece and I got helpful ideas from the other members. The group's creator continues to post Facebook Live sessions and does save the recordings. The group is named *Crystal Marie: Canary Rising* and the collage artist is Crystal Neubauer. She is very intuitive and encouraging, so when she offered a paid class I signed up.

Her class was offered through the website [Ivy Newport](http://IvyNewport.com), which led me to several free classes on that site and more opportunities for paid classes. I was intrigued by one of the paid classes presented by Renee Mueller, so I signed up and loved it. Again, that led to joining her Facebook page, where I learned of two other groups she's affiliated with: *Everything Art* and *Kara Bullock Art* which also offer free classes.

Go at your own pace

I really enjoy these recorded classes as I could watch them at any time, pause, replay, and even download. Plus, I could print off the supply list. It's helpful to me to be able to watch the class and then be able to go back and watch it again, and again, and again, before practicing the technique.

Compared to attending an in-person workshop where you often don't know what to expect and can be very tiring if it happens to last for more than one day. The online class is like seeing the end result before even beginning the process. Plus:

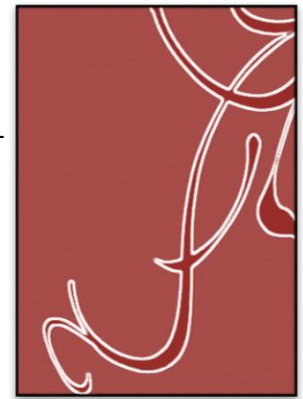
- You get to see the tools they're using, how they're using them, and what they're doing with them.
- They have links to retailers, so you know exactly what they're using and then can make an educated choice about purchases.
- You can choose to do the project they are demonstrating or use their technique to create your own design.
- Each class offers support and feedback through Facebook groups.
- And, the prices are very reasonable; equivalent to a week-long workshop's worth of information. The average cost per course is \$50, and they often offer early-bird and various other discounts.

Continued on next page

Continued from previous page

Not having to travel is a huge savings, plus taking classes with friends is an added benefit. I invited a friend I've known for over 30 years and had kept in contact with -- and now, that we're both taking online classes, we have so much more in common and we've been bouncing ideas off each other and sharing. And anyone who know me, knows I always enjoyed sharing!

Join me by taking your own fiber art journey -- online. It's fun, easy and you'll create wonderful pieces to share in our Show and Tell!



In September...



We Zoomed
our
Show and Tell!

Participants sent in their photos so we could take another look..



Marge Lind: Rayon boucle Woven wrap. Plain weave with added sari strips in the weft.




Marge Lind: Woven Tencel scarves and turned Taquete pattern



Gary Terlisner: Pine needle basket



Above & left: Beading projects and woven towels by Fran Lunney



Book Review

By Marie Gile

“The Paper Garden:
Artist [Begins Her Life’s Work] at 72”

Written by Molly Peacock

I just finished this thoroughly fascinating book written by a female poet about a woman born in 1700, and who lived until 1788, through the American Revolution—and was closely connected to King George and Queen Charlotte in her later years. She was English, somewhat of the upper class but without the wealth, who suffered a marriage at age 16 to a man of 61, and, at his death 7 or so years later, was only left with a small annual income.

She found the love of her life at age 43, and after his death began making a new art: collage paper flowers and plants; that survive in a collection in England today. Over ten years, she completed 985 collages - - an amazing collection, from unique papers and paints.

There is so much to tell about this book, but suffice it to say that author Molly Peacock has told Mary Granville Pendarves Delany’s story (and her own), with such charm and details of what life was like in the 1700s. She was a woman after our own heart. Just imagine her attending the English court in her 20s in her own designed black gown, embroidered with red flowers — a woman who loved needlework, flowers, gardens, designing, cutting silhouettes as a young woman, and then, beginning at 72, dissecting plants and flowers to re-create them on black paper. Her collages of intricately cut painted papers, each chapter illustrated with one of those, are breathtaking.

This is a book you will not forget.



Debbi Brunner above, and Ann Pyper below - - both knitted a shawl using the pattern, “Turning a New Leaf”




Above: An adorable crochet sheep by Peggy McGaughey

Gourd basket & knit bag by Merry Warner



Documentary Film Review - - by Peggy McGaughey



Martin Margiela: In His Own Words

Martin Margiela is a Belgian fashion designer and the founder of French fashion house Maison Margiela. He graduated from the Royal Academy of Fine Arts in 1979, a year before the Avant-garde fashion collective the Antwerp Six.

I had so much fun watching a 90-minute video on my computer about this clothing designer from Paris. Since I can't travel this year, I thought I might as well do it via computer accompanied with a glass of French wine and cheese. *Yay.....Parie!*

Certainly, a very original, shocking, and unusual designer. I personally wouldn't have wanted to wear any of his designs, but I sure can appreciate his very unusual way of designing fashion. Even if you are not interested in designing clothing it was quite inspirational to see someone really 'think outside the box'. Sometimes we need to see something totally out of our comfort zone to inspire us to new and greater ideas for what we are interested in. The show is only available through the museum website until October 28th.


<https://www.sjqmilmuseum.org/events/margiela>

The cost is \$12 and I felt it was worth every penny and it also helps support our museums. So, live a little, spend \$12 on yourself and your creativity and enjoy the ride.

Email me and tell me how you liked or didn't like it, if you so desire.

...On this fun journey called LIFE, *Apprecier!*

Left: Encaustic fiber art and kimonos by Marie Gile



*Encaustic fiber art
by Marie Gile*



*Fairies, fairy
babies, soft
sculpted dolls and
elves by
Anita Garrett*



*Left: Tote bag by
Ellen Kelly*

*Right: A wedding
chuppah (canopy)
by Martha Fine*



VALLEY FIBER ARTS GUILD MEETING MINUTES
MONDAY SEPTEMBER 21, 2020

This meeting was held via Zoom
Meeting began at 9:30 AM

Peggy McGaughey, President explained the status of the guild's library that is stored at CPAC.

Today's program is a "Show & Tell" of all the wonderful creations our members have been working on during our long summer hiatus made even longer because of Covid-19 meeting restrictions. While we all miss being together in person, we are glad our members are safe and well. Your secretary, myself, was truly and wonderfully amazed by the prodigious talent and productivity of this wonderful group.

The show and tell will videotaped for later access to members, this was approved by a vote of all members present at this meeting.

Gretchen Ramsey has been sewing and making jewelry. She also made a beautiful braided rug out of recycled wool.

Marge Lind has been experimenting with weaving tencel and boucle accent yarns. She has woven scarves and shawls using a blend of these fibers enhanced by her dynamic use of color.

Debi Bruner has been meeting with the Mixed Media group on Zoom and a knitting group also on Zoom. The knitting group's challenge was the "Turning a New Leaf" shawl. Debi very successfully rose to meet this challenge using linen yarn from her stash and "Hempathy" yarn from the Elsbeth Lavold line. She is currently working on a mosaic knit shawl and some basketry and genealogy. She has sewn a nest full of 3-D birds and worked on the cigar box challenge with the Mixed Media Group. We all enjoyed viewing Debi's doll house which was situated just behind her. She made the doll house some years ago and enjoys decorating it for seasonal holidays. Unfortunately, the doll house needs to be dusted just like a real house.

Suki has sewn 700 masks! She walks three miles a day and finds rocks to paint. Suki truly exemplifies multi-tasking.

Dagmar Munn is knitting a shrug which she will model for us at next month's meeting. She knits a few hours every night. Dagmar produces our newsletter which in this time of COVID serves as a life-line for our guild. Gretchen expressed her thanks for the wonderful job she does with the newsletter. I believe cheers for Dagmar would have been unanimous and simultaneous but only one person can speak at a time on Zoom. So, Gretchen, thank you for expressing our gratitude.

Fran Lunney has made so many masks that she has injured her hand. We all wish you a fast and complete recovery, Fran. Using scraps from the masks Fran made some very attractive wall hangings. Fran has also been very busy weaving hand towels using the taquete method. Fran finds that beading is kinder to her hands and is making beaded necklace, bracelet and earring sets and beaded wrap bracelets. These versatile pieces can wrap around your wrist 5-6 times or be worn as a necklace.

Gary Terlisner has been busy making pine needle baskets with stone inlays. One of the inlays was a gift brought back from Quartzite. He is also weaving towels in a chevron pattern in a variety of colors that would enhance any kitchen décor. Gary, as are so many of our members, is a Renaissance man. He is also knitting a raglan sweater.

Karen Samson is knitting baby sweaters for an eagerly awaited grandchild. Congratulations, Karen. Karen informed us that art fairs are starting to return, they are held outdoors with mask and social distancing required. I for one, am getting desperate to attend a fun, cultural and inspiring event. This is truly good news.

Ellen, still in Oregon, was able to meet with us using the Zoom platform. She has some items being shown in a local gallery and has been busy making masks and tote bags.

Marge Schaefer is weaving dishcloths in a waffle weave and is expanding her skills to include stripes. She plans to experiment mixing cotton and cotton/linen blend yarns in her next batch of dishtowels. I am looking forward to seeing them.

Continued on next page

Minutes - - continued

Ann Pyper's son gifted her with 12 fleeces which are keeping her very busy skirting and cleaning. Ann also completed the Turning Leaf Shawl challenge and the Mixed Media group's Cigar Box challenge. She is also making collages for family gifts. She made 4 wool blankets for grandchildren and I bet they will be very warm and cozy this winter. She also made a doll and the doll even has her own pet cat.

Anita Garrett is a new member who makes wonderfully expressive character dolls from polymer clay. She also makes their clothing that enhances the personality of each doll. She has been studying dollmaking for some time and Elaine has requested she sponsor a workshop on doll armature for our interested members.

Susan Miller finished a stunning floral rug with a purple background and oversized orange flowers. She is working on a "phases of the moon" hooked rug and we are all looking forward to seeing the finished piece. Susan has rug hooking scraps to donate and vintage ties (if she can wrest them from her husband).

Merry Warner made a gourd basket and knitted a paper yarn market basket.

Martha Fine made lots of masks for family and friends and made the Chuppah (canopy) for her son's wedding. She applied a tree of life with leaves and pomegranates and a banner with a quote from a psalm for that is used during a wedding to symbolize the home the couple will make together.

Marie Gile has been very busy making masks and a baby kimono from hand-dyed fabric decorated with little squares on the back and lined. She continues to stay busy knitting, reading and making collages using encaustic wax and found objects. She is developing a line of monotype portraits on satin fabric with some 3-D objects, this is a creative and fascinating direction in which she is headed.

Elaine Cselenko is beading wrap bracelets, made lots of masks and is spinning silk and wool blend yarn. She plans to ply it with more silk yarns and maybe knit a sweater. She has been successfully experimenting with using hand painted sock yarns in the warp and weft to make beautiful scarves.

Peggy McGaughey has made a macrame wall hanging and fulfilled the kimono challenge using rice paper with embroidery. She has also crocheted a sheep with lots and lots of chain crochet fleece. It is adorable and if Peggy can bear to part with it she will give it her sister for her birthday. Peggy is living on the edge buying hand dyed fabrics from Australia. These are dangerous to the pocketbook but delightful to the eye!

Our members have made the most of our time in quarantine, being wildly creative and staying safe.

We will Zoom next month's meeting when Marie Giles will demonstrate many different ways to wear a scarf.

Susan Miller has some reading recommendations for those times when we are not creating *The Water Dancer* by Ta-nehisi Coates and Marie recommends *The Paper Garden* by Molly Peacock who is the first collage artist on record. Both are available on Amazon.

Debi suggested all members present at this meeting spread the word to their friends in the group to attend next month's meeting. Let's all stay involved and connected.

The meeting was adjourned at 11:30

Respectfully submitted,
Martha Fine
Secretary

~ Study Groups ~

Study Groups are open to all **current guild members**. Learn a new technique, share ideas and resources or just enjoy the friendship. **In response to the COVID-19 pandemic and national recommendations for social distancing, all in-person study group meetings have been suspended.** For more information about a particular group or the current topic of the month please contact the group leader.

Note: "OTM" refers to "of the month."

Basketry:

Will not be meeting in-person until further notice. Will be meeting via Zoom on the 1st Thursday OTM at 9 AM, to share techniques, book reviews, and show and tell. Currently discussing virtual options. Debbi Brunner – misseyb@gmail.com

Beading:

Will not resume meetings until November, at which time the leader will contact group members for further updates. Usually meets the 2nd Thursday OTM; 9:00 a.m. Karen Gabriel – karengary115@gmail.com

Braided Rug:

Instruction offered on an individual need to learn basis. If interested, please contact: Gretchen Ramsey - grandmagretchen@cox.net (393-6179)

Clothing:

Currently not holding meetings. Usually meets the 4th Thursday OTM; at 9:30 a.m. at Desert Hills Lutheran Church. Kristine Sells and Paula Sween are the co-leaders. Kristine Sells – cksells1961@gmail.com Paula Sween - sweenpaula@gmail.com

Crochet:

No meetings scheduled. Usually meets the 3rd Thursday OTM at 9:30 a.m.; at Sunrise Point Clubhouse. Contact: Toni Prutch – portraitsbytoni@yahoo.com

Knitting:

No meetings scheduled. *NEW* – Meeting day changed to the 1st Tuesday OTM; 9:30 a.m. – 12:00 noon, in members' homes. Sarah Price - sprice1013@yahoo.com

Kumihimo:

Due to the continued closure of Friends-in-Deed, this group will suspend all in-person meetings until further notice. Leaders will be in touch with the group with other possible meeting ideas at a later date. Usually meets the 4th Wednesday OTM; 1:00 – 3:00 p.m. Co-leaders: Eileen Coyne and Judy Model. Group Contact: Diane Mikolyzk – dianemik46@gmail.com

Marudai:

Due to the continued closure of Friends-in-Deed, this group will suspend all in-person meetings until further notice. Usually meets the 1st Thursday OTM; 12:30-3:00pm at Friends in Deed. Pam Roederer - roederers@gmail.com

Mixed Media Fiber:

Holding monthly meetings on Zoom. Meets the 2nd Thursday OTM; 1:00 p.m. To join, contact co-leaders: Donna Lambert - DonnaDo3203@gmail.com and Elaine Cselenko - elaine52@yahoo.com

Rigid Heddle Weaving:

No meetings scheduled. Will defer making a decision until January. Meeting times changed to the 3rd Tuesday OTM; 1:00 – 3:00 p.m. Marilyn Wrucke - mwrucke2@gmail.com

Spinning:

Please contact group leader for current update on activities and plans. Usually meets the 3rd Wednesday OTM, 10:00 a.m.; at Ann Pyper's home. Ann Pyper - pyperann52@gmail.com

Tapestry Weaving:

Currently not holding meetings. Looking at Zoom opportunities. Usually meets the 2nd Wednesday from 9:30 to 12:00 at Quail Creek Kino Center - - in the conference room. Contact Debra Brown - debrabrown15@icloud.com or Lila Stoffel - lstoffel@loretel.net (520-648-0792) or April Boysen - gaboysen1@gmail.com (720-545-7748).

Weaving:

No meetings scheduled. Looking at virtual options. Usually meets the 2nd Monday OTM, 1:00 p.m., in the Conference Room of Quail Creek Kino Center. Cindy Wolf – pclobo2@gmail.com or phone: 608-343-6765.

Newsletter Editor:

Dagmar Munn dagmunn1@gmail.com