



Fiber News & Updates

September 2020 Vol. 11, Issue 1

Valley Fiber Art Guild ~ www.valleyfiberartguild.org

~ Looking Ahead ~

**Please note our NEW
meeting dates:**

Mon. Sept 21: General Meeting

Online: ZOOM

Guild Member Show and Tell

Mon. Oct. 19: General Meeting

Location & Topic:

To be determined

Mon. Nov. 6: General Meeting

Location & Topic:


To be determined

Valley Fiber Art Guild



Membership \$25/year
Guest fee has been waived

www.valleyfiberartguild.org



S.S. "Valley Fiber Art Guild"

~ President's Message ~

Hello from Hot & Humid Arizona,

This has been quite the spring and summer, as you would all agree. We all have missed our monthly meetings, groups and classes and, especially seeing and sharing with each other.



As I told the Board when we Zoomed a meeting, I feel like I am the captain on a ghost ship floating around in a great mysterious and unknown sea. With the help of everyone on our Board we came up with a destination, crew and voyage itinerary on the yacht named S.S. "VFAG" - - it's first class all the way, ladies and gentlemen!!

We all voted that it is still too risky to attend our meetings in person. So instead, we are inviting you to join us on Zoom and share with the rest of us all the wonderful things you have been doing all spring and summer.

If you do not know how to use Zoom on your tablet or computer, just go to Zoom.com and install the app. The day before the meeting, I will be sending our members an email with the Zoom meeting link. Then, on the day of the meeting, just click on the link I sent out and it will take you directly to our Zoom meeting site. Click on 'join meeting' and you will see us there. If you have any questions you can always watch a Zoom meeting how-to video on YouTube. It is simple way to "meet" and the rewards are great: to be able to see everyone and share. Hope to see a lot of you (as guests on our yacht "S.S. VFAG") on **Sept 21st at 9:30 a.m.**, Arizona time.

The other *destination* on our journey, is to be able to check out any book or magazine at CPAC lobby on Sept 22nd from 9:30 to 11 a.m. See the details in this newsletter from our wonderful librarian, who is willing to do this.

I am encouraged that through those two activities we can keep in touch and stay inspired to do great or small things during our long days at home.

I have a dream, and it is: in 2021 we will be together again on the island called CPAC.


Artistically yours,
Your Captain, Peggy McGaughey
peg-e-su.silk@msn.com

"Creativity is intelligence having fun". Einstein

Stay healthy and well and I'm hoping to see all of you in September!

September 21st Program

Show and Tell ... On ZOOM!



“Pandemic projects... Summer projects... Finally-finished projects...”

Whatever you call them, we want to see them! Join us as members showcase their summer projects and accomplishments - - fiber-related and, other!

Monday, September 21st at 9:30 a.m. (Arizona time) - - this meeting will be on Zoom

Important:

- Prior to 9/21 you will receive an email that contains the Zoom meeting link. Save this email.
- On the day of the meeting, click the Zoom link and you will be taken to our Zoom meeting site.
- Click “join meeting” and in a few seconds your computer screen will appear and we can see you.
- Be sure to have your video and microphone turned “on.”

If you do not know how to use Zoom on your tablet or computer, there are many how-to videos available. We suggest you go to Zoom.com and use their “Resources” section for video tutorials and live training sessions. Be sure to download the Zoom app to your device and, prior to the meeting and take the time to set your camera and audio (microphone and speakers).

Membership Renewal Reminder!

It's time to RENEW Your Membership! Your \$25.00 annual membership for the 2020-2021 year is due NOW.

IMPORTANT – As of October 1st, our membership roster will reflect only current paid-up members. They will receive future announcements and newsletters.

A new membership form needs to accompany your payment. Download and print the FORM found on our website. Complete the form and follow directions to mail it to: Patricia Merritt, Membership Chair.

Don't miss out on the latest news from our guild.

Thank you!

~ Library Notes ~

Greetings from the Library! It has been a lonely summer with our collection all locked up at the CPAC. If you are “itching” to once again be able to check out fabulous art books to stir your creativity, the library will be open for business!

Library materials will be available for pickup on September 22nd from 9:30 – 11:00 a.m., at the Community Performing Arts Center – Lobby entrance.

But first some housekeeping.

1. A reminder that anyone wishing to check out magazines, books or DVDs must be a current member of the Valley Fiber Arts Guild.
2. There will be no “open browsing” of the collection. All items need to be reserved in advance online or by email request to myself mlfritzi4@gmail.com before September 22nd.
3. Materials that were checked out in March are due back at this time. There will be a return “no contact” bin by the door to drop materials.

For things to run smoothly, there will be a person at the door to hand out materials that have been reserved.

To order materials online, go to: <https://www.librarycat.org/lib/VFAG> If you are not currently registered on the library system, please email me to have a record set up for you. For those who have checked out materials in the spring, your record is still active – your patron ID is the last 4 digits of the phone number you registered with.

New magazines that have been received since the last in-person meeting are:

Handwoven – May/June, September/October

Threads – July, September

Ply – Spring, Summer

Spin off – Summer, Fall

VAV – NR2 2020

Vogue Knitting – Spring/Summer

Back issues are also available. Please email requests to reserve specific magazine issues to mlfritzi4@gmail.com I am expecting possibly one or two more issues to arrive before the 22nd, so please ask if any new magazines have been received.

As always, requests to purchase new materials are welcome!

Stay safe & hope to see you soon!

Melanie Fritz, VFAG Librarian

Ann Pyper’s rag doll and prickly pear jelly



Merino spun with beads by Melanie Fritz



Elaine Cselenko’s spinning

The Mask Brigade: A Summer of Sewing, Giving, and Friendship

You may recall the article in the May 2020 Newsletter which provided an overview of our group's effort in making face masks for our local community. Back then, we were a group of 11 Guild Members who were able to make at least 560 masks to donate. In addition, we all made numerous masks for family and friends.



Since that May Newsletter, our group added a few members and made donations to: **Continental School, Pima Co Council on Aging, GV Fire Dept, White Elephant, El Rio Pascua Clinic, and the Navajo Nation.** In July, seven of us geared back up to provide **Sahuarita Schools, BIA Schools, and Tohono O'Odham** with over 1600 masks. We contributed almost 4000 masks in all.

Above: Masks by Suki Thomsen and Melanie Fritz. Suki's neighbor modeling a mask



As you might imagine, some of us have ended up with repetitive stress injuries; broken machines; broken needles; and running out of thread but all of that was overshadowed by the joy we all felt at being able to contribute, in some small way, to our community during the COVID pandemic. Staying busy with mask-making gave us a sense of community and purpose as our group stayed connected on email; we all learned new tips, tricks and patterns not to mention sources for elastic; in addition, many of us have lightened our personal stash of fabric! We found a continued sense of community involvement with neighbors sharing their own stash of beautiful fabric. Throughout it all, our sense of humor kept things afloat while we dealt with learning opportunities (i.e. making masks upside down, machine tension problems, etc.).



Colorful masks by Melanie Fritz, Suki Thomsen, Fran Lunney, Marge Lind and Eileen Coyne



Above and right: Masks by Linda Laird and Marge Lind ready for pick-up


Many of us re-bonded with our sewing machines or even bought a new machine; reacquainted ourselves with Podcasts, books on tape, old movies, etc.; and relied on our spouses for assistance with cutting & turning masks and even doing more household chores! How cool is that!?!



After making and donating almost 4,000 masks, the time has come for us to move on to other endeavors. We all look forward to returning to our other creative fiber projects (i.e., weaving, knitting, beading, kumihimo, silk painting, etc.). Fran Lunney has continued to be our fearless leader always ready with advice, humor, TLC, resources, and motivation. Thank you, Fran!

As a reminder, our PDF mask reference document is on the VFAG web site.

Submitted collectively by: Eileen Coyne, Melanie Fritz, Linda Laird, Marge Lind, Fran Lunney, Peggy McGaughey and Suki Thomsen.



Above: Fran Lunney turned her mask scraps into wall hangings



Above: Suki Thomsen's masks and wall hanging made from mask scraps

FOR SALE

Pat Merritt has the following for sale from *Ashland Bay Trading Co.* (a wholesale company) and she is asking 30% off the wholesale price and throwing in the shipping:

- White goods for dyeing: 2-2.3 lb. cones sport (1488 yd/lb.) 85/15 Merino/Mulberry Silk (also 46 oz of misc. hand-dyed skeins of this yarn).
- White goods for dyeing: 2-2.5 lb. cones sock yarn, 75/25 Corriedale/Nylon fingering. (1736 yd/lb.). Also 35.6 oz misc. hand-dyed colors of this & 36.7 oz undyed skeins.
- For dyeing: 46 oz misc. hand dyed skeins of 45/40/15 Baby Alpaca/Merino/Cultivated Silk. Sport, 992 yd/lb.
- **Also:** 8-ounce jars, none used, of Pro Chem **MX Dyes**. 10 colors, 1/2 off what I paid & no shipping charge.

Email Pat Merritt, wayoutwest18@gmail.com Or, text 607-656-9795 for prices if you are interested.

I want to Fly Away! ...A Covid-19 Interlude -- by Debbi Brunner



Early in April of this year, I was browsing the website Pinterest. I don't spend a lot of my free time doing this, as one can be lost when there are more important things to do! But I digress...

I came upon a charming pattern named *Bird Pattern V2.0* Fulkerson. I love birds and I thought the pattern for making would be fun to while away a little time. With only two clicks was purchased and the download delivered via email.

Isn't technology wonderful?



The pattern included print-and-cut pattern pieces in two sizes and best of all, only two seams to sew. I decided to make the smaller 6" bird as a trial run. Since I would only need small scraps of fabric, I went into my stash of vintage Japanese kimono fabric, homespun plaids and stripes, and vintage cotton prints to make Bird number one -- a Yellow Oriole, an imitation of the ones visiting my birdbath. A black cotton plaid for the upper body with a black, gray, and yellow kimono scrap for the belly. Once chosen, I was hand stitching (only two seams!) then, stuffing the bird with poly-fill. The bird was so cute but it needed adornment., Hmm... what to do? Boro-stitched scraps of complementary fabrics on its back. Ta-Da!


Now I'm on to something. Perhaps I could sew three birds to make a mobile? Rules would make it more challenging: I use only homespun plaid or stripe for the upper body, a print for the belly, and finally, Boro stitch fabric patches to the bird's back. By the time I made three birds I found the process very relaxing; it is all handwork, just right to relieve the stress of being housebound.

Thirteen birds later, each representing actual birds in nature, the project was finished. Knowing they should all be together -- there were too many for a mobile -- they live in an old crockery bowl, as a reminder of the peaceful hours I spent in April of 2020. They would also make excellent pin cushions, toys for children or a mobile!

If you are interested in the pattern and it's background you can visit:

<https://www.etsy.com/listing/610963668/bird-pattern-two-sizes>

<https://whilshenaps.com/2014/05/what-happens-when-your-pattern-goes-viral-the-spool-bird.html>





TAG (The Art of Giving)

This has been a difficult year! I hope this finds everyone in good health and busy creating. I don't know what I would do without my crafts (and my stash!). I decided to use stash for the projects this spring/summer. I can actually see the difference in my bins! That's progress.

We **will** be doing TAG this year. The items are delivered well in advance of being distributed; at least 6 weeks, which should be sufficient for health concerns. I will verify this with Valley Assistance.

I should return to Green Valley in late September and will begin collecting items for donations. I'm thinking that I will have a day for drop offs and will also plan on picking items up for people who prefer not going out. If there are any other suggestions, please let me know. If you prefer to donate toiletries this year, they are always welcome.

In the meantime, take care of yourself, enjoy your crafts and read a good mystery!

Jane Tempel

Meet Your Board Members for 2020 – 2021

President, Peggy McGaughey
Vice-President, Margalis Fjelstad
Secretary, Martha Fine
Treasurer, Ann Pyper
Federation, Donna Lambert


Programs, Marge Lind
Workshops, Debbi Brunner
Webmaster, Kay Burrows
Library, MizMelly Fritz
Equipment Loan, Donna Lambert
Membership, Pat Merritt
Newsletter, Dagmar Munn

Contact emails for our Board are available on the VFAG website:

<https://valleyfiberartguild.org/board-information>



Fractional spinning by
Melanie Fritz



Ann Pyper's
washing and
carding



~ Study Groups ~

Study Groups are open to all **current guild members**. Learn a new technique, share ideas and resources or just enjoy the friendship. **In response to the COVID-19 pandemic and national recommendations for social distancing, all in-person study group meetings have been suspended.** For more information about a particular group or the current topic of the month please contact the group leader.

Note: "OTM" refers to "of the month."

Basketry:

Will not be meeting in-person until further notice. Currently discussing virtual options. Debbi Brunner - misseyb@gmail.com

Beading:

Will not resume meetings until November, at which time the leader will contact group members for further updates. Usually meets the 2nd Thursday OTM; 9:00 a.m. Karen Gabriel – karengary115@gmail.com

Braided Rug:

Instruction offered on an individual need to learn basis. If interested, please contact: Gretchen Ramsey - grandmagretchen@cox.net (393-6179)

Clothing:

Currently not holding meetings. Usually meets the 4th Thursday OTM; at 9:30 a.m. at Desert Hills Lutheran Church. Kristine Sells and Paula Sween are the co-leaders. Kristine Sells – cksells1961@gmail.com Paula Sween - sweenpaula@gmail.com

Crochet:

No meetings scheduled. Usually meets the 3rd Thursday OTM at 9:30 a.m.; at Sunrise Point Clubhouse. Contact: Toni Prutch – portraitsbytoni@yahoo.com

Knitting:

No meetings scheduled. Options being discussed. Usually meets the 4th Tuesday OTM; 9:30 a.m. – 12:00 noon, in members' homes. Sarah Price - sprice1013@yahoo.com

Kumihimo:

Due to the continued closure of Friends-in-Deed, this group will suspend all in-person meetings until further notice. Leaders will be in touch with the group with other possible meeting ideas at a later date. Usually meets the 4th Wednesday OTM; 1:00 – 3:00 p.m. Co-leaders: Eileen Coyne and Judy Model. Group Contact: Diane Mikolyzk – dianemik46@gmail.com

Marudai:

Due to the continued closure of Friends-in-Deed, this group will suspend all in-person meetings until further notice. Usually meets the 1st Thursday OTM; 12:30-3:00pm at Friends in Deed. Pam Roederer - roederers@gmail.com

Mixed Media Fiber:

No meetings scheduled. Usually meets the 1st Monday OTM; 1:00 p.m. A meeting site will be announced as soon as it's confirmed. Co-leaders: Donna Lambert - DonnaDo3203@gmail.com and Elaine Cselenko - elaine52@yahoo.com

Rigid Heddle Weaving:

No meetings scheduled. Will defer making a decision until January. Meeting times changed to the 3rd Tuesday OTM; 1:00 – 3:00 p.m. Marilyn Wrucke - mwrucke2@gmail.com

Spinning:

Please contact group leader for current update on activities and plans. Usually meets the 3rd Wednesday OTM, 10:00 a.m.; at Ann Pyper's home. Ann Pyper - pyperann52@gmail.com

Tapestry Weaving:

Currently not holding meetings. Looking at Zoom opportunities. Usually meets the 2nd Wednesday from 9:30 to 12:00 at Quail Creek Kino Center - - in the conference room. Contact Debra Brown - debrabrown15@icloud.com or Lila Stoffel - lstoffel@loretel.net (520-648-0792) or April Boysen - gaboysen1@gmail.com (720-545-7748).

Weaving:

No meetings scheduled. Looking at virtual options. Usually meets the 2nd Monday OTM, 1:00 p.m., in the Conference Room of Quail Creek Kino Center. Cindy Wolf – pclobo2@gmail.com or phone: 608-343-6765.

Newsletter Editor:

Dagmar Munn dagmunn1@gmail.com