



Fiber News & Updates


December 2021 Vol. 12, Issue 4

Valley Fiber Art Guild ~ www.valleyfiberartguild.org

~ Looking Ahead ~

2021

December:

 **No Meeting Scheduled**

2022

Mon. Jan. 17: General Meeting

Location: Zoom

Cindy Wolf, "Hardanger Embroidery"

Mon. Feb. 21: General Meeting

Location: Zoom

Jane Herrick, "Mixed Media, Paper and Fiber Construction"

Mon. Mar. 21: General Meeting

Location: TBA

Carolyn Webb, "Vintage Knitting"

Mon. Apr. 18: General Meeting

Location: Anamax Park

Stash Sale/Election/Picnic

Mon. May. 16: General Meeting

Location: TBA

Gretchen Ramsey, "Make and Take: Fabric Beads"

Valley Fiber Art Guild



Membership \$25/year

www.valleyfiberartguild.org

~ President's Message ~

Happy Holidays to all the creative guild members,



I love the holidays. With its red and green theme, flashing lights, Christmas trees, Christmas songs, comfort food, Christmas cookies, sweaters and giving gifts to people I love. I sometimes wonder how I would like to live in the southern hemisphere and celebrating with a BBQ and hot weather, would I have the same feelings?

Two of my memories from the holidays that I remember from my past was a good one and one not so good. When I was around 12, I had the **BIGGEST** present under the tree. Both my sister and brother were quite jealous. The big night came when we all could open one present on Christmas Eve and of course, I picked my **BIG** present to open that night. The anticipation was spellbinding. As I tore through the paper and opened the box lid, I was shocked to see, wait for it.... a new blanket for my bed. My heart went to my feet and couldn't believe that I got something I didn't ask for and surely didn't want for a present.

Of course, I thanked my parents and quickly tried to hide my disappointment. Of course, my sister and brother were snickering in the background. So much for Christmas Spirit!! A few lifelong lessons were learned that night.

My second warm and fuzzy memory was when I was in my 30's and I hand crocheted a pinafore for my daughter who was around seven. It was white and took me forever to make it before Christmas. I sewed her a long red dress with ribbon trim, so, the white pinafore over it was a perfect Christmas look. It still warms my heart that I accomplished such a feat and marveled at how cute she looked. My only regret is I didn't keep it, because of the many years that I moved and cleaned out stuff.



(Continued on page 2)

(President's message continued)

So, this holiday season, remember the good times and the bad times with a smile on your face. They are the tapestry of your life and have made you into the beautiful creative person you are today.

Looking forward to 2022 and hopefully we can see each other in person at CPAC. We will keep you updated as the board decides what that looks like in January.

*Best Wishes,
Peggy McGaughey
President*



The Art of Giving

The gifts for TAG were delivered to Valley Assistance November 17th. You should have seen the face of the receptionist light up when I brought the gifts to their offices! They were thrilled with the thoughtfulness and the wonderful gifts that will brighten so many lives during the holidays. The gifts will be delivered mid-December, but they appreciate seeing the items well in advance so they can match the gift with the recipients. To all that contributed this year, thank you. Please know that your generosity is greatly appreciated.

*Happy Holidays to all!
Jane Tempel*



MEMBERSHIP COMMITTEE NEEDED

We need **two or three** people to take over the Membership Committee. It doesn't require a lot of time, allows you to get to know our members on a first-name basis, and join us for our monthly Board meetings.

The responsibilities include: keeping a file of the membership forms, entering member names to an alphabetized roster - - which is posted on our VFAG website by our webmistress Kay Burrows.

If and when we are meeting in person, there will be a table for the Membership Committee to accept new member forms and renewals accompanied by cash or checks that you give to our Treasurer, April Boysen.

The Committee will also manage the name tags for the in-person meetings.

As you can see it isn't 'rocket science' and not time consuming. Will you and perhaps a couple of your friends consider taking the position as a committee? It is volunteers that keep our guild viable and vibrant. Please help us fill this vacancy.

Thank you in advance for your consideration, if you have questions or want to volunteer, please contact:

Peggy McGaughey peg-e-su.silk@msn.com or
call her @ 303-241-7686.

2021 Year in Review

January 18th Program
"Bird Dance Embroidery and Beyond"




During the years that Ann Pyper has been a member of our guild, she has explored, and mastered many fiber art specialties. In this presentation, Ann will share her fiber journey into embroidery -- her inspiration board, her hand-stitched wool pieces and, the creation of her *Bird Dance* cloth book.

Join us, to learn about this intriguing fiber art as well as how you too can follow Ann's strategy to spark inspiration and build a skill set in all your creative pursuits.

Reminder -- This meeting will be held on Zoom. Look for the Zoom link to arrive in your email inbox the day before this meeting.

Feb 15th Program
"Theorum Painting" with Kaye Miller



Kaye Miller has been an active member of our guild for the past several years and is excited to share with us her special interest and skill in Theorum Painting.


Kaye hails from Arkansas where she had the opportunity to lead two lives: the life of a wife and mother and, the life of a professional educator in the field of biology. But it was actually the life of wife and mother that led to her continuing interest in the fiber arts.

When her family moved to Connecticut and Kaye's two children were young, she looked for a creative outlet for herself -- and discovered Theorum Painting. It is an early American art form originating in the late eighteenth century in New England and was part of the curriculum taught in boarding and finishing schools of that time. Theorum Painting uses Exacto knives, stencils, oil paints and brushes to create replicas of primitive art pieces.

Join us for Kaye's presentation on the history and current use of this historical art form. **Reminder -- This meeting will be held on Zoom. Look for the Zoom link to arrive in your email inbox the day before this meeting.**

HOW STRING CHANGED THE WORLD: AN EXPLORATION OF FIBER AND HUMAN INGENUITY


by Geneva Taylor-Brown - Fiber Artist and Educator



Traces of ancient flax - colored, twisted, spun and cut - show that textiles were already an integral part of human life 35,000 years ago. Discover why humans first twisted fibers into thread, and how this invention revolutionized early cultures. Track the history of flax, wool, silk and cotton in the ancient world, view textiles through Maslow's Hierarchy of Needs, and explore how string and textiles are woven into language and identity.


Reminder -- This meeting will be held on Zoom. Look for the Zoom link to arrive in your email inbox the day before this meeting.

March 15th Program



"ART OFF THE RESERVATION: CONTEMPORARY NATIVE AMERICAN ART"

April 19th Program **Judy Tracy, Docent, Tucson Museum of Art**



... "Baskets and Pots? Not on this journey!"

Join us, as Judy Tracy explores the reshaping and rethinking of Native American art in paintings, sculptures and fascinating wearables.

Reminder -- This meeting will be held on Zoom. Look for the Zoom link to arrive in your email inbox the day before this meeting.

May 17th Program
"Weaving/Wrapping Rocks"



Our May program will be a Make n Take -- we'll learn how to create decorative wrapped rocks. They can be used as decorations in your home, garden, grouped in a bowl OR, whatever your creativity dictates.

Supplies to have on hand:

- Several rocks... minimum size of 3-inches
- Materials to weave or wrap with, such as:
 - Thin yarn (for warp) and thicker yarn (for weft)
 - Leather cord (1mm - 2mm)
 - Small sticks... 2-inches longer than your rock (something smooth like a skewer)
 - Heavy string
 - Para cord
 - Thin reed (must be damp and bendable)
 - Satin cord (can sometimes be too slippery)
- Other tools:
 - A needle that fits your wrapping material
 - Scissors
 - Lacing fid (or something to get under your wrap to lift it)

Show and Tell ...on Zoom!



"Summer projects... Finally-finished projects..."

Whatever you call them, we want to see them! Join us as members showcase their summer projects and accomplishments -- fiber-related and, other!

Please send photos of your items to Fran Lunney lunnefr@comcast.com by September 17th.

Important: September 20th Program

- Prior to 9/20 you will receive an email that contains the Zoom meeting link. Save this email.
- On the day of the meeting, click the Zoom link and you will be taken to our Zoom meeting site.
- Click "join meeting" and in a few seconds your computer screen will appear and we can see you.

October 18th -- 9:30 a.m. (Arizona Time)

Japanese Boro - Past and Present

Our own Debbi Brunner will be this month's speaker

The art of Japanese Boro patch and stitch work, once a utilitarian necessity, is now considered an art form used for a multitude of items similar to the vintage Boro seen in museums and private collections. Learn about the history of this interesting technique and view examples of vintage and contemporary Boro allowing you to contemplate how this centuries old concept might fit into your fiber design lifestyle

This meeting will be held online on Zoom

November 15th -- 9:30 a.m. (Arizona Time)

Fiber Down Under; Australia & New Zealand



Joan Ruane will be presenting a Power Point presentation about her travels and teaching in both Australia and New Zealand. From the wool in New Zealand to the cotton in Australia. She will be showing pieces in the New Zealand Creative Fibre National Exhibition in Rotorua in 2015 and her teaching tour in Australia in 2018 as well as the growing cotton industry there in Australia.

This meeting will be held online on Zoom

January 17th, 2022

Hardanger Embroidery



Our own Cindy Wolf is our January speaker. She will share with us the art of Hardanger embroidery, which is a delicate form of openwork which originated in the Hardanger region of Norway hundreds of years ago.

Cindy was encouraged to try Hardanger by her mother when she was homebound with two very small children, and she quickly realized that it was a way she could bring some money in to her cash-strapped household. Modern day artists have added other techniques and elements to traditional Hardanger. Some examples of this will be shown. Learn the history of this beautiful form of needlework, the materials needed, and see some of the basic stitches.

It just may become your next fiber obsession!



VALLEY FIBER ARTS GUILD
GENERAL MEETING November 15, 2021

Our dedicated captain, President Peggy, opened the meeting at 9:30 AM with 24 members in attendance.

Peggy introduced our guest speaker, Joan Ruane, who is also a member. Joan has an impressive bio of fiber arts activities, publications and speaking and teaching engagements.

In 1971 Joan and her family moved to New Zealand where she became entranced by spinning. Although New Zealand is well known for its sheep ranches and wool production, Joan was more intrigued with spinning cotton, which she avidly pursued. In 2015 Joan was invited back to New Zealand to teach cotton spinning at the Creative Fibre National Exhibition. Joan's presentation showed the beauty of New Zealand and the depth of skill and creativity in the fiber arts. Currently, Joan gives workshops in spinning and dyeing cotton. Joan's website is sottonspinning.com and her email is spincotton@yahoo.com/ She informed us about a workshop on spinning and knitting with Ann Tyler in Tucson, January 14-17, 2022 and a workshop she is giving at Viola Jo's in Tubac on Cotton Spinning and Solar Dyeing, February 19-20, 2022.

After Joan's presentation the meeting took a break where some members engaged in a lively discussion about growing hemp for its fiber.

The meeting resumed at 10:44 with "Show and Tell".

Kay Burrows prepared a slide show from members' photos.

Marge Lind showed 3 Bronson Lace Shawls she wove in a variety of mostly monochromatic hues using 5/2 rayon bamboo. The shawls are lovely and are drape gracefully. They would enhance any outfit.

Shirley Huss has been keeping herself busy knitting a "Big Coat" in purple and blue Noro variegated yarns. The jacket would be perfect for a chilly Green Valley evening. Not neglecting her family, she knit a hat and scarf from Zealana yarn, which is incredibly soft and warm due to its possum fiber content. The youngest member of her family received a black and orange striped sweater with a Harley Davidson emblem on the front. I will gladly give this motorcycle baby in his orange and black sweater the right of way!

November

Show and Tell

Marge Lind

Shawls I recently wove. It's a favorite pattern called Bronson Lace.

The close up... I used three different color combinations in these shawls.



VALLEY FIBER ARTS GUILD
GENERAL MEETING (continued)

She also knit an elegant tunic in a soft taupe shade with chevrons knit/purl stripes with a fold-over ribbed collar. Debra Brown needle felted a pumpkin around a 4" Styrofoam ball. This is a perfect accent piece at this time of year. She has been experimenting with the Navajo technique of "wedge weaving" popular in the 1880's which creates wedged shaped motifs, similar to knitted short rows. Her piece has a strong, graphic quality due to her use of bold color contrasts in black, grey, red and white. Debra is planning on teaching this technique to the Tapestry Study Group when it resumes, hopefully in the near future.

BUSINESS MEETING

The October General Meeting Minutes were accepted as written.

The Guild has \$9,611.44 in our accounts.

COMMITTEE REPORTS

Membership - has 72 paid members. We are still in need of a Membership Chairperson.

Programs - We will not hold a meeting in December. Our next meeting is January 17, keep our fingers crossed - in person. Cindy Wolf will present on Hardanger embroidery. In February, Jane Herrick is our featured speaker, Carolyn Webb will give a talk on Vintage Knitting in March and April is our fund-raiser meeting. I am saving my money now to purchase items made by our wildly creative and deeply skilled members. The "Make & Take" May meeting will feature fabric beads.

Workshops - Carolyn Webb will hold a vintage knitting workshop in March.

Library - no report

STUDY GROUPS

Basketry - meeting via Zoom

Beading - continuing to meet at Friends in Deed. Bring your work in progress to the next meeting.

Braided Rugs – no report

Clothing - The next meeting will be a show and tell and planning for the next year.

Knitting - met at Viola Jo's in Tubac and thoroughly enjoyed being surrounded by their luscious yarns. The next meeting will be held via Zoom.

Shirley Huss



VALLEY FIBER ARTS GUILD
GENERAL MEETING (Continued)

Kumihimo is now holding hybrid meetings, in person and Zoom. Judy will teach making an icicle dangle ornament. There will be no meeting in December.

Mixed Media is on hiatus.

Rigid Heddle had no report.

Spinning - on hiatus

Tapestry - is hoping to hold their next meeting in person on the 2nd Tuesday in January.

Weaving - no December meeting. Planning their first in-person meeting in January.

Let's all hope that Covid doesn't have a winter surge and we can all meet in person in the new year.

The new password for the website has been set and will be announced in a member-wide email.

The next meeting will be held January 17.

A joyous and healthy holiday season to all our members and their families.

Meeting adjourned 11:15

Debra Brown



Spinning and Knitting Workshops in Tucson - January 2022

Sponsored by Southwest Corner

Southwest Corner, owned by Joan Ruane is sponsoring Amy Tyler's workshops. They will be held at the Amphi Bible Church Hall, on West Prince Rd., Tucson, Arizona.

CREATING THE YARN YOU WANT

Spinning Workshop with Amy Tyler

Friday and Saturday January 14-15, 2022

Cost is \$150.00 for the two-day workshop plus \$45 material fee

This 2-day workshop is designed for spinners who want to gain greater control over the final characteristics of the yarn they spin. We will cover the mechanics of your wheel, methods for controlling the thickness and twist of yarns,

methods for creating balanced and unbalanced yarns, and methods for consistency in plying both smooth and textured yarns.



Amy Tyler

1-CORD EDGES & MORE

Knitting Workshop with Amy Tyler
Sunday January 16, 2022

Cost is \$75 for the two half day sessions
plus \$20 material fee

"I-cords" make wonderful, stable edges on a knitted piece, worked along with the knitted piece or added later.

In the process of knitting a sample wrist warmer, we will cover using I-cords for side edges, binding off, buttonholes, as well as added I-cords. We will also cover techniques for making I-cord fringe, for grafting I-cord ends together to make continuous I-cord circles, and for using I-cords in all kinds of knitting. Students will leave with a pattern for full-sized wrist warmers

Register, Contact Joan Ruane

Text 520-335-4113 or e-mail

spincotton@yahoo.com

Information & registration form is on

www.cottonspinning.com

~ Study Groups ~

Study Groups are open to all **current guild members**. Learn a new technique, share ideas and resources or just enjoy the friendship.

IMPORTANT ANNOUNCEMENT

"It is the expectation of the Valley Fiber Art Guild that all members attending guild in-person events are vaccinated and properly wearing a mask."

In response to the COVID-19 pandemic and national recommendations for social distancing, study group meetings have been modified.

For more information about a particular group or the current topic of the month please contact the group leader.

Note: "OTM" refers to "of the month."

Basketry:

The Basketry Study Group is meeting via Zoom the 1st Thursday of each month, 9-11am. Contact: Debbi Brunner – misseyb@gmail.com

Beading:

Meeting in person at Friend's in Deed from 10:30 AM until 12:00, on the second Thursday of the month. To be added to the BSG e-mail list contact Karen Gabriel — karengary115@gmail.com

Braided Rug:

Instruction is offered on an individual need-to-learn basis. If interested, please contact: Gretchen Ramsey - grandmagretchen@cox.net (393-6179)

Clothing:

Will hopefully resume our monthly meetings in January. Further information will be in January Newsletter.

Crochet:

Usually meets the 3rd Thursday OTM at 9:30 a.m.; at Sunrise Point Clubhouse. Toni Prutch - portraitsbytoni@yahoo.com

Knitting:

Usually meets on the 4th Tuesday OTM; 9:30 a.m. – 12:00 noon, via Zoom. Group contact/Communication: Kay Burrows - k burrows@cox.net

Kumihimo:

Kumihimo will not meet in December. Our next meeting will be on January 26, 2022.
Co-leaders: Eileen Coyne and Judy Model.
Group Contact / Communication Director: Diane Mikolyzk - dianemik46@gmail.com

Marudai:

Suspending all in-person meetings until further notice. Usually meets the 1st Thursday OTM; 12:30-3:00 pm at Friends in Deed. Pam Roederer - roederers@gmail.com

Mixed Media Fiber:

No meetings scheduled.

Rigid Heddle Weaving:

Rigid Heddle study group gatherings are postponed thru December. Usually meets 1-3 PM, at the Ocotillo Room at Kino Center in Quail Creek. Marilyn Wrucke - mwrucke2@gmail.com

Spinning:

No meetings scheduled.

Tapestry Weaving:

Tapestry has decided to not meet for the rest of the guild year due to the high rates of covid occurring in Pima County. We hope to continue the tapestry group next year. Contact Debra Brown - debrabrown15@icloud.com or April Boysen - gaboysen1@gmail.com (720-545-7748)

Weaving:

The weaving study group will not meet in December. We will resume in-person meetings in January. Usually meets the 2nd Monday OTM, 1:00 p.m. Cindy Wolf – pclobo2@gmail.com or phone: 608-343-6765.

Newsletter Editor:

Dagmar Munn dagmunn1@gmail.com