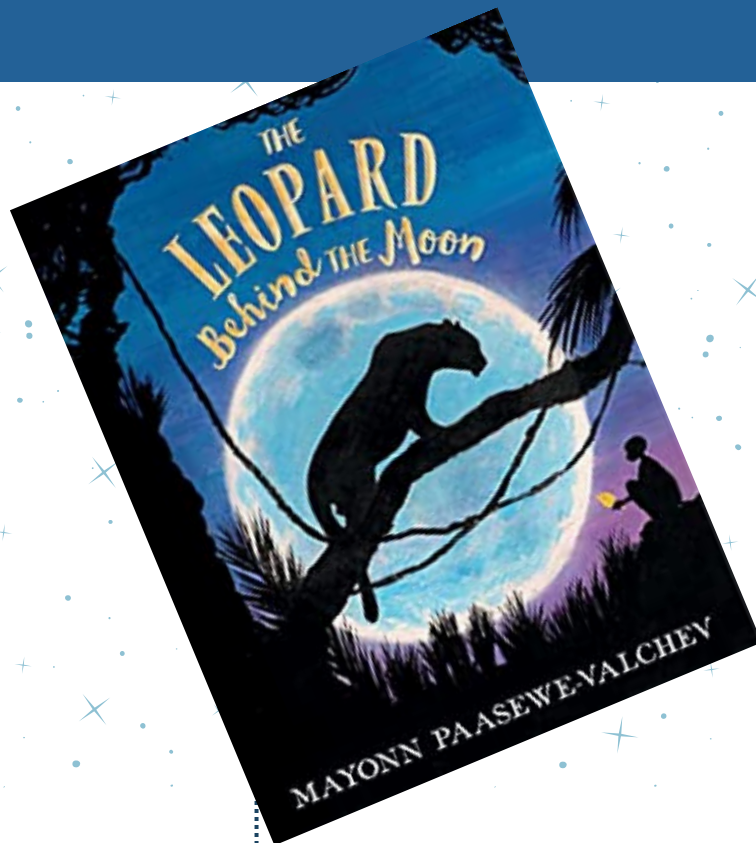


# The Leopard Behind the Moon

## EDUCATOR'S GUIDE



### DISCUSSION QUESTIONS

#### Part I

- 1 Ezomo is considered useless in his village of Sesa. Do you think Ezomo has any strengths the villagers overlooked? If so, what are they, and how might they be useful to his community?
- 2 How does Oma (and the boys and girls under the mango tree) shape Ezomo's beliefs about himself? What are examples of ways we shape the self-belief of others both positively and negatively? How do we shape our own self-belief?
- 3 Does the story remind you of another book? If so, which one and why? What are the similarities and differences?

#### Part II

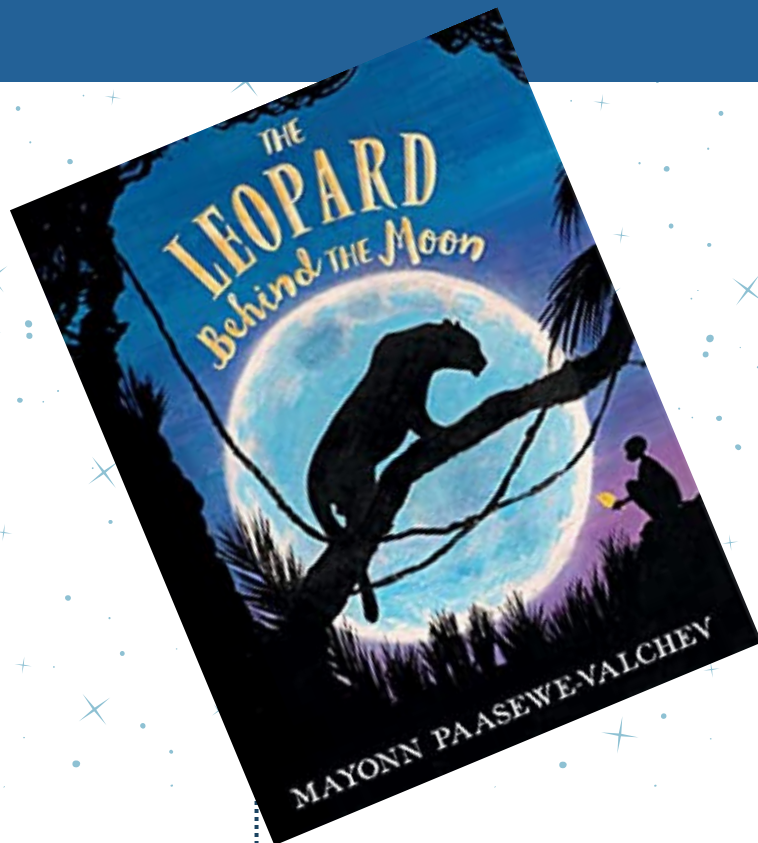
- 1 In the swamp behind the village door, Ezomo opened up to Chimama and Muja about his past, something he hadn't done before. Why do you think he was willing then to share? What would you have done if Ezomo had opened up to you about his past?
- 2 Are Muja and Chimama good friends to Ezomo? Why or why not? What are the qualities of good friendships?
- 3 In the village of Ekewe, Yeanue offered Ezomo a leaf from the strange tree. Did Ezomo make the right choice? Why or why not?

#### Part III

- 1 In Chapter 6, Humongous scolds Ada, saying, "But you can't cast your hurt on other people. Your heart will never heal that way. It will only grow darker." What do you think Humongous meant by this? In what ways do we cast our hurt onto others, and what might be the consequences of doing so?
- 2 In the final chapter, we see Ezomo sitting under the mango tree with Chimama, Muja, Ada, and Ofasa, whispering and giggling when Oma isn't looking. What understanding did Ezomo gain during his journey that led to his happier state? What can we learn from Ezomo?

# The Leopard Behind the Moon

## EDUCATOR'S GUIDE



### ACTIVITIES

#### Part I

##### **Strengths Diagram:**

Create a diagram of your strengths. For each strength, add correlating benefits. For example, if humor is one of your strengths, a correlating benefit might be that you are able to make people laugh. Ask others to add to your strengths diagram. [Resource #1](#)

##### **Friends Across the**

**World:** Write to students who attend school on another continent. Ask them questions about their school and culture. Share information about your own school and culture. With your teacher's guidance, see if you can safely form friendships with students who live on another continent.

#### Part II

**A Diorama of Sesa:** Gather supplies and build a model of Sesa or a model of your favorite scene. Try sketching your design before building.

**Character Map:** Create a character map of Ezomo, Chimama, Muja, or another character from the story. [Resource #2](#)

**Reader's Theater:** Pick a scene from Part II. Choose a narrator and a reader for each character in the scene. Perform!

**Craft the Strange Tree:** In the village of Ekewe grew a strange tree. Make a replica of the tree or a reimagined version.

**Illustrate a Scene:** Part II opens with an illustration. What techniques does the illustrator use? Use similar techniques to illustrate a memorable scene.

#### Part III

**Story Favorites:** Illustrate your favorite parts of the story. Share your completed illustrations with others and discuss why you chose a particular character, scene, or setting. [Resource #3](#)

##### **Paint the Quarrel in the Sky:**

Bisa and Humongous quarreled in the sky. Can you paint a picture of the scene? Or choose a favorite scene from the book and paint a picture of it.

**Make a Beat:** Can you make music to match a scene from the book? What instruments will you use? How should it sound? What emotions should the music evoke? Can you record your performance and share it with others?

# The Leopard Behind the Moon

## RESOURCE #1: STRENGTHS DIAGRAM

Create a diagram of your strengths. For each strength, add correlating benefits. For example, if humor is one of your strengths, a correlating benefit might be that you are able to make people laugh. Ask others to add to your strengths diagram.

Strength #1

Benefits

Strength #2

Benefits

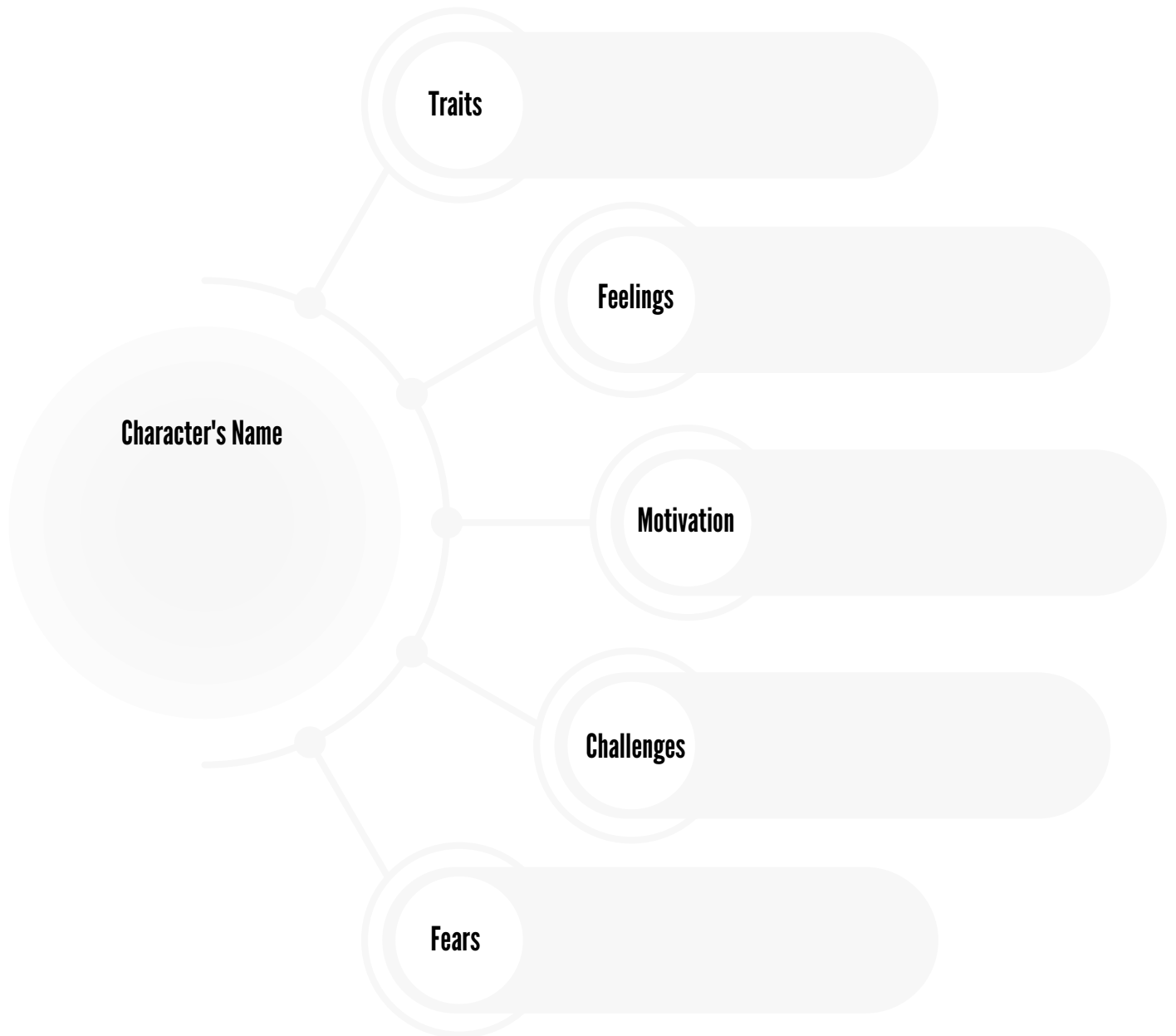
Strength #3

Benefits

# The Leopard Behind the Moon

## RESOURCE #2: CHARACTER MAP

Create a character map of Ezomo, Chimama, Muja, or another character from the story.



# The Leopard Behind the Moon

## RESOURCE #3: STORY FAVORITES

Illustrate your favorite parts of the story. Share your completed illustrations with others and discuss why you chose a particular character, scene, or setting.

