
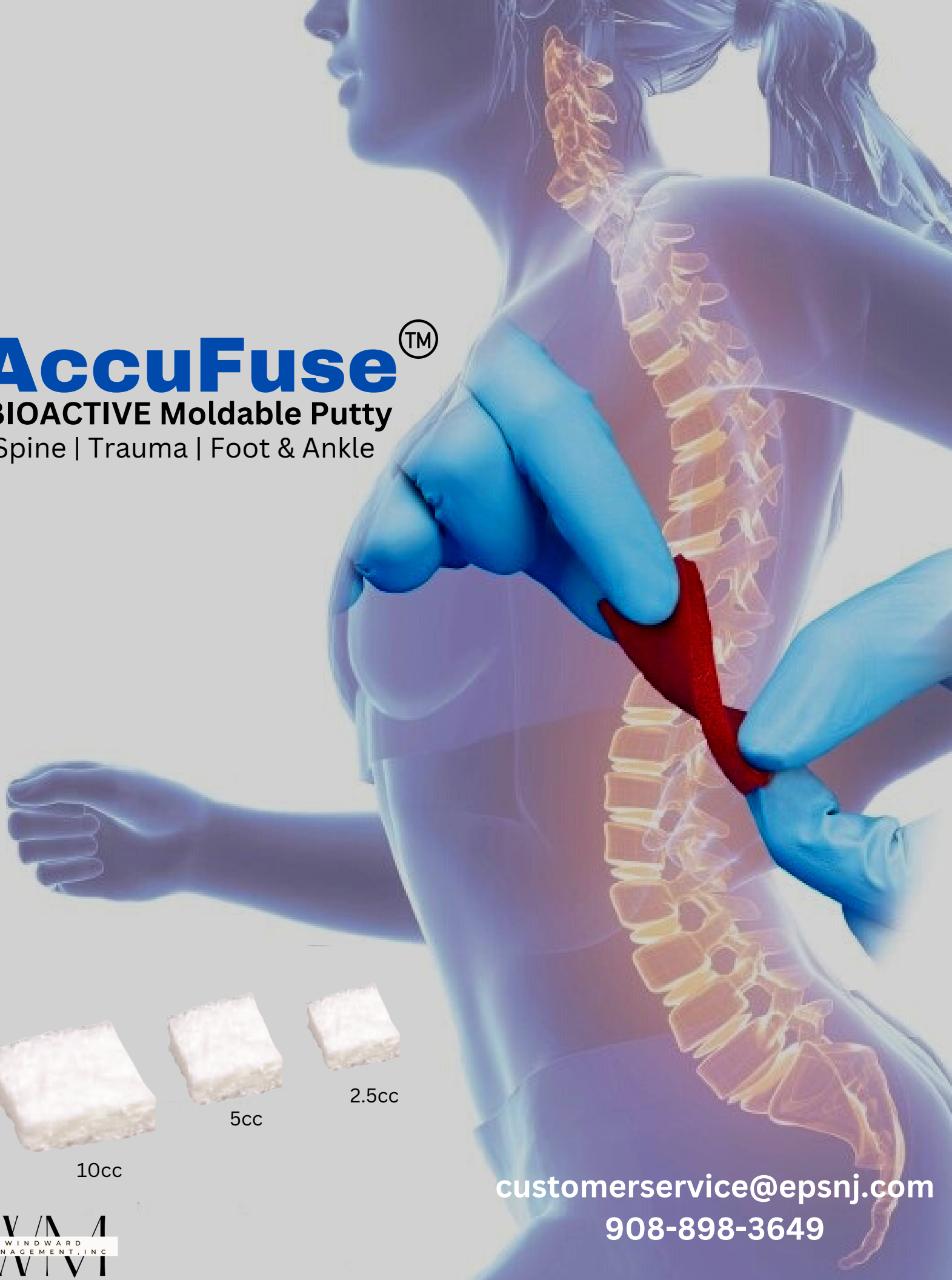


AccuFuseTM


BIOACTIVE Moldable Putty
Spine | Trauma | Foot & Ankle



customerservice@epsnj.com
908-898-3649

AccuFuseTM

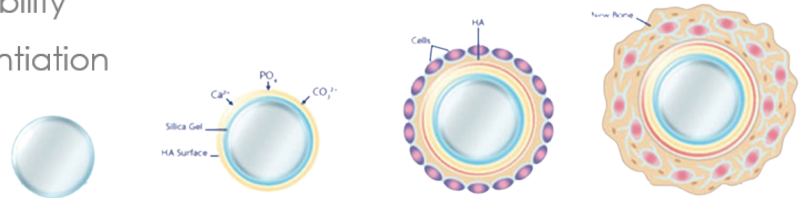
BIOACTIVE Moldable Putty



Bioactive Glass: 45S5

- Provides a favorable environment for bone regeneration and osteoblast attachment¹
- Ion Exchange & Release, including soluble tetrahedral silica, which may promote rapid bone formation²
- Cell Proliferation & Differentiation—has the ability to stimulate the growth & osteogenic differentiation of human primary osteoblasts³

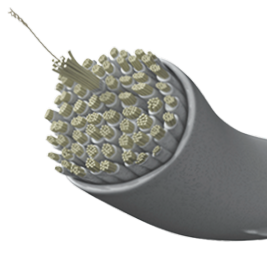
30% of composition



Type 1 Collagen: Highly Purified

- 100% resorbable through normal metabolic pathways⁴
- Intrinsic hemostatic properties control minor bleeding^{4,5}
- Retains biological factors^{1,3}
- Resorbable scaffold that binds proteins and cells⁶

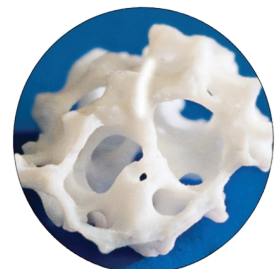
20% of composition



Carbonate Apatite: Anorganic Bone Mineral

- Micro and macropores produce a reliable scaffold material
- Allows sustained osteoconductivity and remodeling during bone regeneration
- 350-1250 micron particle size range

50% of composition



References

1. Hench, L.L., Polak, J.M., Xynos, I.D., Buttery, L.D.K. (2000). Bioactive Materials to Control Cell Cycle. *Materials Research Innovations*, 3, 313-23. doi: 10.1007/s100190000055
2. Gerhardt, L., Boccaccini, A.R. (2010). Bioactive Glass-Ceramic Scaffolds for Bone Tissue Engineering. *Materials*, 3, 3867-3910. Retrieved from <https://doi.org/10.3390/ma3073867>
3. Xynos, I.D., Hukkanen, M.V., Batten, J.J., Buttery, L.D.K, Hench, L.L., Polak, J.M. (2000). Bioglass 45S5 stimulates osteoblast turnover and enhances bone formation In vitro: Implications and applications for bone tissue engineering. *Calcif Tissue Int.* 67(4), 321-9.
4. Li, S.T. (2000). Biomedical Engineering Handbook, In JD Bronzino (Eds.), *Biologic Biomaterials: Tissue Derived Biomaterials (Collagen)* (1st ed.) 2, 42, 1-23, CRC Press, Boca Raton, FL.
5. Jaffe, R., Deykin, D. (1974). Evidence for a Structural Requirement for the Aggregation of Platelets by Collagen. *The Journal of Clinical Investigation*, 53, 875-883.
6. Geiger, M., Li, R.H., Friess, W. (2003). Collagen sponges for bone regeneration with rhBMP-2. *Science Direct / Elsevier*, 55, 1613-1629. <http://doi.org/10.1016/j.addr.2003.08.010>