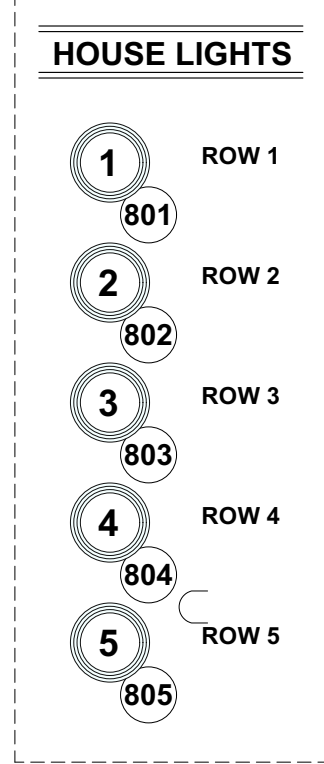
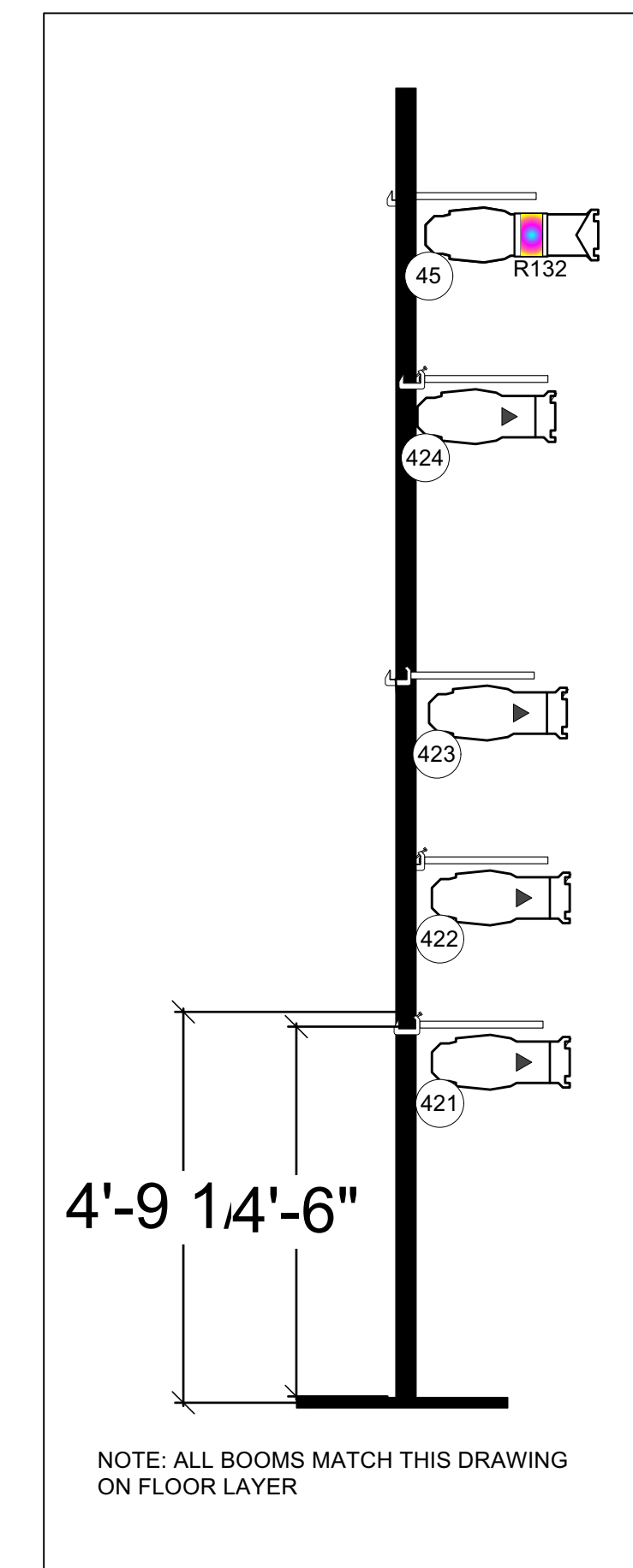
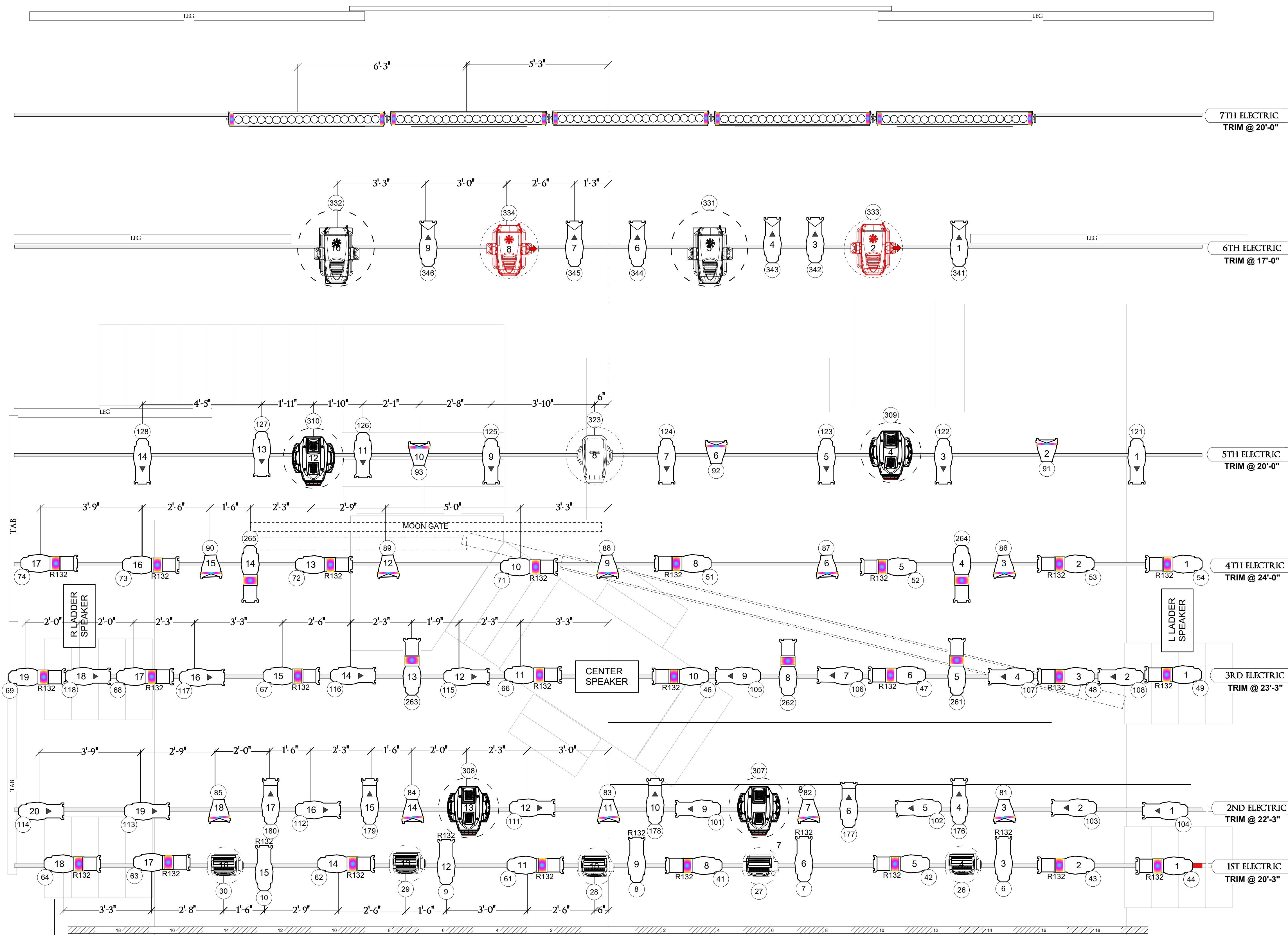


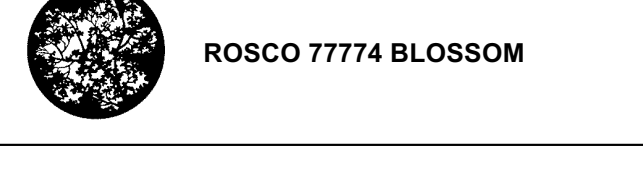
| | | |
|--------------------------|---|----|
| 41: open | ● | 41 |
| 39: open | ● | 39 |
| 38: LEGS | ● | 38 |
| 37: open | ● | 37 |
| 36: open | ● | 36 |
| 31'-8" 35: CYC | ● | 35 |
| 20'-0" 34: 7th electric | ● | 34 |
| 33: open | ● | 33 |
| 32: open | ● | 32 |
| 31: open | ● | 31 |
| 30: BORDER 5 | ● | 30 |
| 29: LEGS | ● | 29 |
| 26'-9" 28: 6th electric | ● | 28 |
| 17'-0" 27: . | ● | 27 |
| 26: BORDER 4 | ● | 26 |
| 25: . | ● | 25 |
| 24: . | ● | 24 |
| 23: . | ● | 23 |
| 22: BORDER 3 | ● | 22 |
| 21: LEGS | ● | 21 |
| 20: xxx | ● | 20 |
| 19'-1" 19: 5th electric | ● | 19 |
| 20'-0" 18: 5A electric | ● | 18 |
| 3'-10" 17: VINES 4 | ● | 17 |
| 16: MOON GATE | ● | 16 |
| 15: BIG BRANCH 2 | ● | 15 |
| 14'-10" 14: 4th electric | ● | 14 |
| 13: LEAF DROPS | ● | 13 |
| 12: VINES 3 + LEG | ● | 12 |
| 3'-10" 11: 3A electric | ● | 11 |
| 10'-9" 10: 3rd electric | ● | 10 |
| 23'-3" 9: BORDER 2 | ● | 9 |
| 8: BIG BRANCH 1 | ● | 8 |
| 7: VINES 2 + LEG | ● | 7 |
| 6: VINES CURTAIN | ● | 6 |
| 5'-11" 5: 2nd electric | ● | 5 |
| 4: xxx | ● | 4 |
| 3'-10" 3: 1st electric | ● | 3 |
| 2: VINES 1 | ● | 2 |
| 1: BORDER 1 | ● | 1 |
| - Plaster Line | ● | |



SYMBOLS

- 75w 14" SOURCE 4
- 575w 19" SOURCE 4
- 575w 26" SOURCE 4
- 575w 36" SOURCE 4
- 575w 50" SOURCE 4
- 168w 19" SOURCE 4 LED LUSTR2 REQUIRES (1) 120V 2A NON-DIM CIRCUIT (STAGE MODE)
- 168w 26" SOURCE 4 LED LUSTR2 REQUIRES (1) 120V 2A NON-DIM CIRCUIT (STAGE MODE)
- 168w 36" SOURCE 4 LED LUSTR2 REQUIRES (1) 120V 2A NON-DIM CIRCUIT (STAGE MODE)
- 168w 50" SOURCE 4 LED LUSTR2 REQUIRES (1) 120V 2A NON-DIM CIRCUIT (STAGE MODE)
- 550w ROBE T1 PROFILE REQUIRES (1) 120V/10A NON-DIM CIRCUIT
- 1300w VLS3000 WASH REQUIRES (1) 120V/10A NON-DIM CIRCUIT
- 1300w VLS3000 SPOT REQUIRES (1) 120V/10A NON-DIM CIRCUIT
- 110w COLOURSOURCE REQUIRES (1) 120V 2A NON-DIM CIRCUIT (DIRECT MODE) WFL LENS
- 110w ETC DESIRE D40 PAR REQUIRES (1) 120V/10A NON-DIM CIRCUIT WFL LENS
- 750w STRAND CENTURY 8" FR
- 600w ROBE SPIDER LED REQUIRES (1) 120V/10A NON-DIM CIRCUIT
- 200w SPECTRA CYC 200 REQUIRES (1) 120V/10A NON-DIM CIRCUIT
- 420w COLORBLAZE TRX 6" REQUIRES (1) 120V/10A NON-DIM CIRCUIT
- 800w KINETIC COLORFORCE II REQUIRES (1) 120V/10A NON-DIM CIRCUIT
- PIXEL PRACTICAL REQUIRES (1) 120V/10A NON-DIM CIRCUIT

NOTES
 LUSTR2: STAGE MODE—15 ADDRESS (HSI+7 3200K INCAN)
 COLORSOURCE: DIRECT MODE—6 ADDRESS
 D40 PAR: DIRECT MODE—9 ADDRESS
 DL7S: MODE 3—59 ADDRESS
 T1S: MODE 3-53 ADDRESS



LEGEND
 COLOR → TEMPLATE
 UNIT NUMBER → UNIT NUMBER
 CHANNEL NUMBER → CHANNEL NUMBER

THE LIGHTING DESIGNER IS NOT QUALIFIED TO DETERMINE THE STRUCTURAL OR ELECTRICAL APPROPRIATENESS OF THIS DESIGN. ALL MATERIALS AND CONSTRUCTION METHODS MUST CONFORM TO THE STRICTEST APPLICABLE FEDERAL AND LOCAL FIRE, SAFETY, ENERGY, AND ENVIRONMENTAL CODES. THE LIGHTING DESIGNER DOES NOT ASSUME ANY RESPONSIBILITY FOR IMPROPER ENGINEERING, INSTALLATION, CONSTRUCTION, HANDLING OR USE OF THE IDEAS PROPOSED IN THIS DESIGN.

LIGHTING BY
 VICTOR MALDONADO
 CELL: (951) 920-9941
 VMALDONADO@GMAIL.COM

UNIVERSITY OF IOWA PRESENTS

INTO THE WOODS

IC-MARE THEATRE
 IOWA CITY, IOWA

DIRECTED BY STEPHEN THORNE
 SCENARY BY CHELO COBB
 LIGHTING BY VICTOR MALDONADO

LIGHTING PLOT

SCALE: 1/2" = 1'-0"
 DATE 02/16/2024
 REVISED 02-05-23