

MAGICAL

UNIFYING

SYSTEM

INSPIRING

CREATIVITY

Rocky Mountain Puppets

Denver, CO

303-469-4155

RockyMountainPuppets.com

RockyMountainPuppets@gmail.com

ROCK MOUNTAIN

READ!

2018 Summer Reading Program


PRESENTED BY:

**Meghan Casey & Rocky Mountain
Puppets**

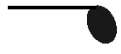



DECORATIVE GUITARS

Grab some colored pencils or markers and decorate the guitar that will be used in the band!



Help Aidan and the band write some music before they start touring! Just place notes in the spaces or on the lines so they can start jamming to some tunes!



Quarter Note = 1 count



Half Note = 2 counts



Whole Note = 4 counts

MUSICAL MAD LBS

Fill in the blanks to create your own letter from Aidan! If you need help, grab a guardian to help you out!

Dear _____
(your name)

Starting a _____ Rock Band can be
(adjective)

_____! There are so many _____ that can
(adjective) (plural noun)

be used to make _____ music. The drums are made
(adjective)

from _____ and make the coolest _____. The
(type of food) (type of sound)

guitar is meant to be played with a _____ to have the sound
(noun)

be super _____. Also, always make sure you sing in tune;
(adjective)

otherwise, a _____ will come take the microphone from
(animal)

you! We wouldn't want those _____ to take over the band,
(same animal as above)

now would we? I know that you will start the most amazing band

ever, _____!
(your name)

Sincerely,

AIDAN

FEEL THE RHYTHM

Find all the words in the word search!

I C C N L G Q O P A V C I E V
S O R O T K O I O K U N S N T
J X E T U M A L Z R S O K O P
I G A E O N U E S T K R K H R
Y F T S O S F V R D N A B P D
K J I E N I R U O B M A T O B
A C V T K G M X K R M I Y L A
H M I X A E Y R D E J G J Y A
P G T T N E O E B H L B H X I
R G Y T S W B Z A C D E I I E
A I I I M M U S I C A L L C R
Q L B A I I U T K X G E R E Q
Q R E J I U Z R M U Z Q Z L A
Y T Y Y M U H P D O Y V H D K
A J B G T K O K U D A B R Z E

BAND
BEAT
CREATIVITY
DRUMSTICK
INSTRUMENT
MUSICAL

NOTES
PIANO
TAMBOURINE
TEAMWORK
UKELELE
XYLOPHONE

The background features a stylized illustration of a stage. On the left, there are several overlapping, wavy lines representing curtains. On the right, two spotlights are shown from a top-down perspective, with dashed lines indicating the beam of light they cast onto the stage floor.

CREATE YOUR STAGE SETUP

Draw musical instruments and people below showing what your band would look like!