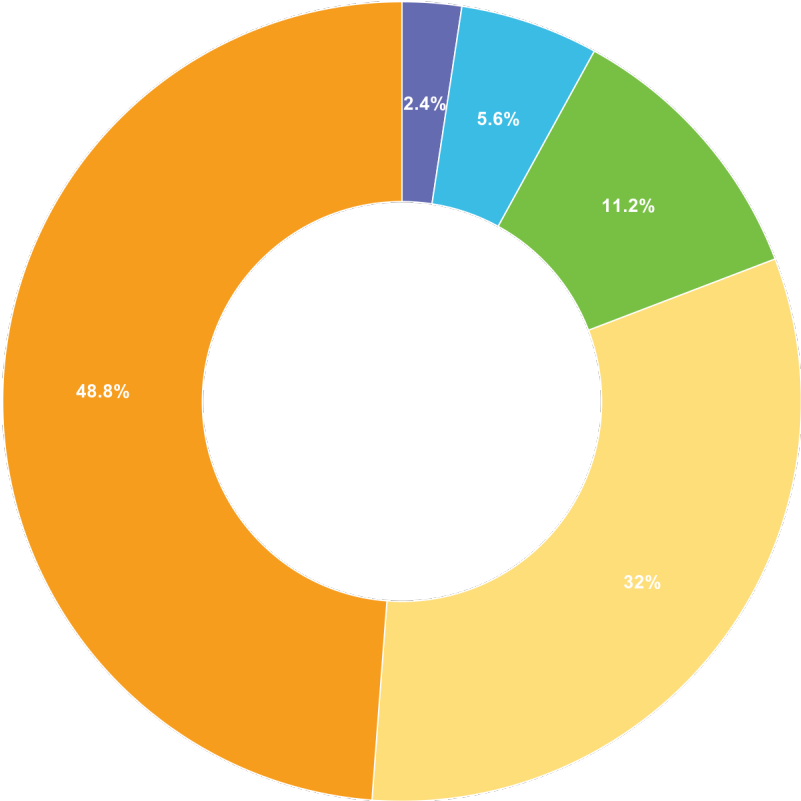




CFAPOA Member Survey

Thank you for taking the time to take this brief survey of CFAPOA members. Your answers are very important as they will help us determine how to invest our efforts in a way that best reflects the wishes of our members. The first part of the survey relates to you and general questions about the Chippewa Flowage, the second part of the survey relates to the CFAPOA.

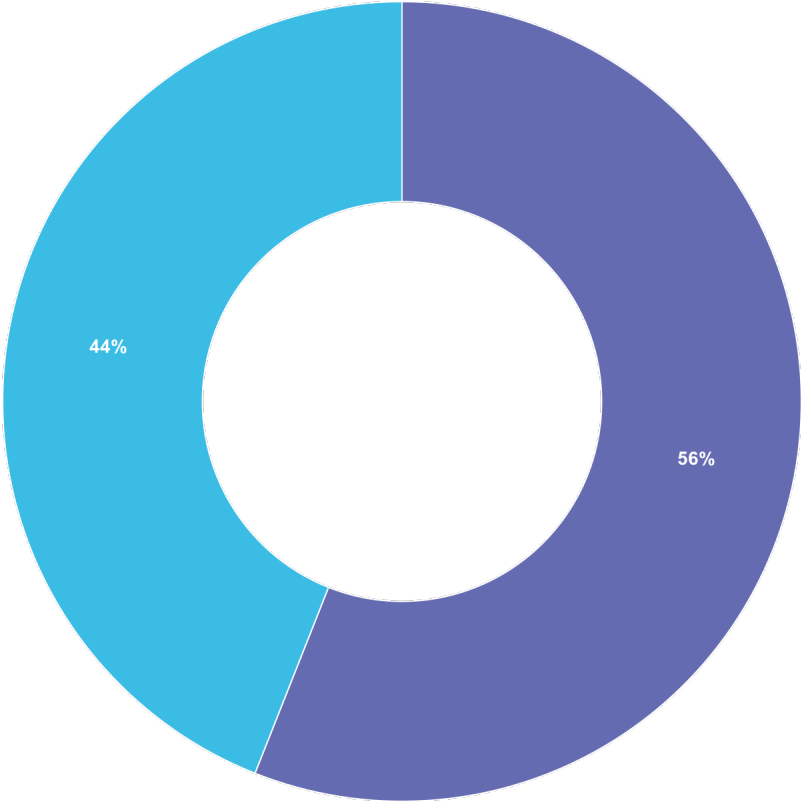
Q1 How long have you owned property on the Chip?



Answered: 125 Unanswered: 0

Choice	Total
2 years or less	3
3 to five years	7
5 to 10 years	14
10 to 20 years	40
20 years or more	61

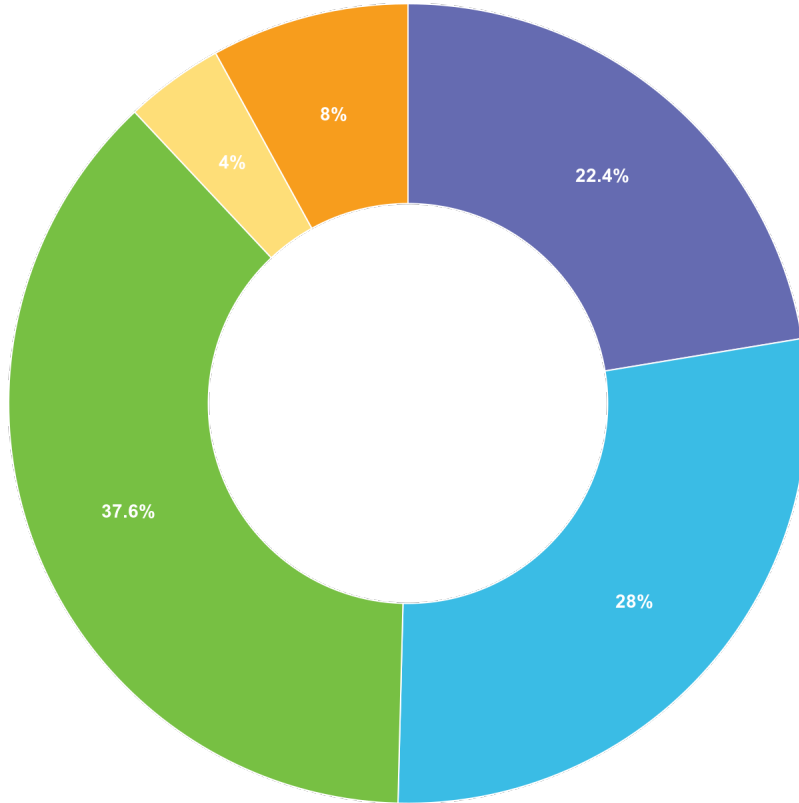
Q2 On which side of the Big Chip do you own property?



Answered: 125 Unanswered: 0

Choice	Total
East side	70
West side	55

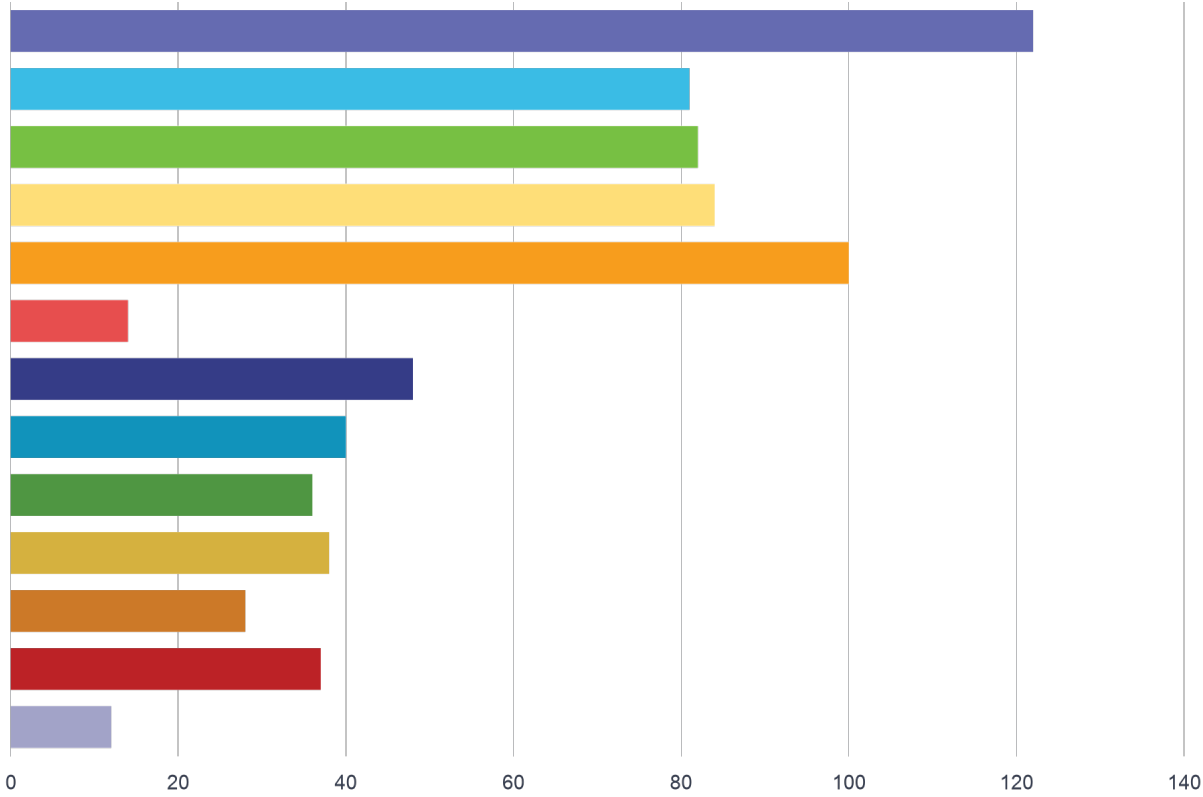
Q3 Which best describes your use of your property on the Chip



Answered: 125 Unanswered: 0


Choice	Total
 Full time year around resident	28
 Full time seasonal (here all summer season)	35
 Vacation home/weekends	47
 Investment/Rental Property	5
 Other	10

Q4 Please tell us which forms of recreation you participate in on the Chip. Select as many as apply.

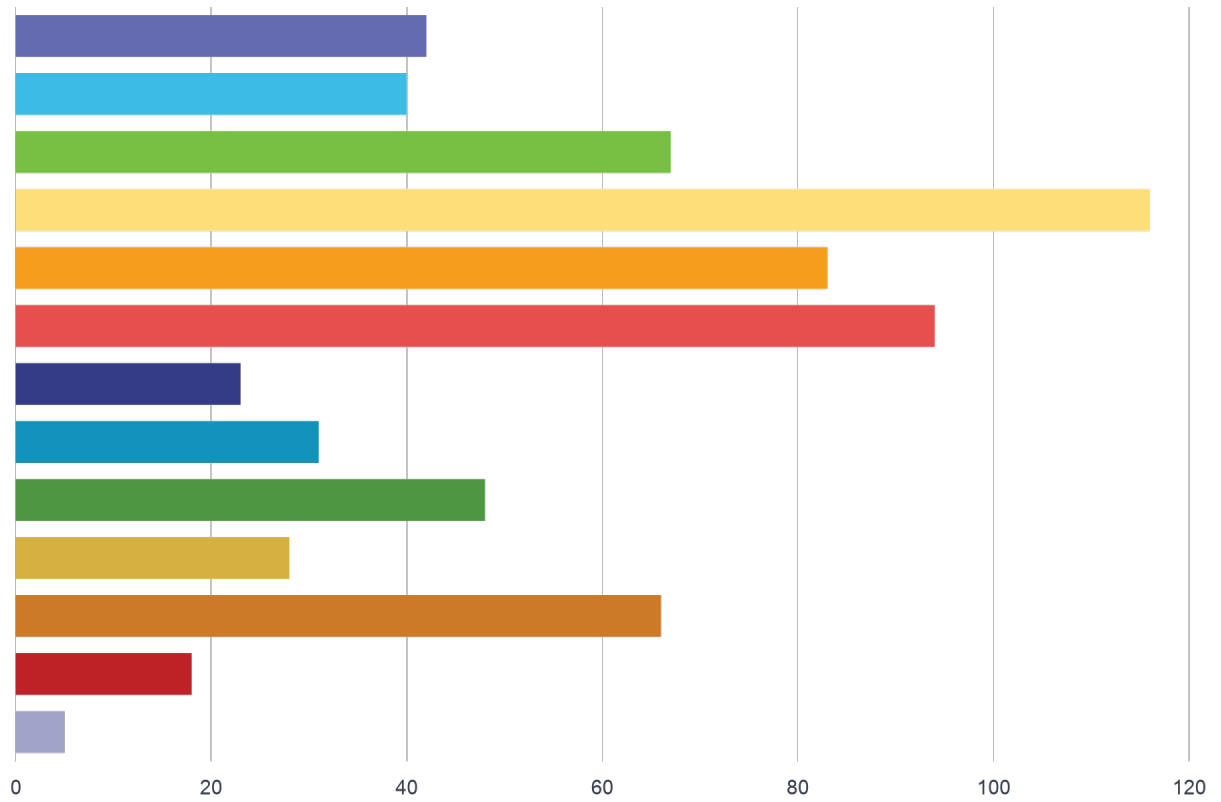


Answered: 125 **Unanswered:** 0

Choice	Total
 Fishing	122
 Kayaking/Canoeing	81
 Swimming	82
 Cruising in pontoon	84
 Wildlife watching	100


Choice	Total
 Jet Skiing	14
 Tubing/Waterskiing	48
 Hunting	40
 Paddle board	36
 Snowmobiling	38
 Cross Country Skiing	28
 Snowshoeing	37
 Other	12

Q5 Please tell us which forms of recreation you participate in around the greater Hayward area (not specifically on the Chip). Select as many as apply.

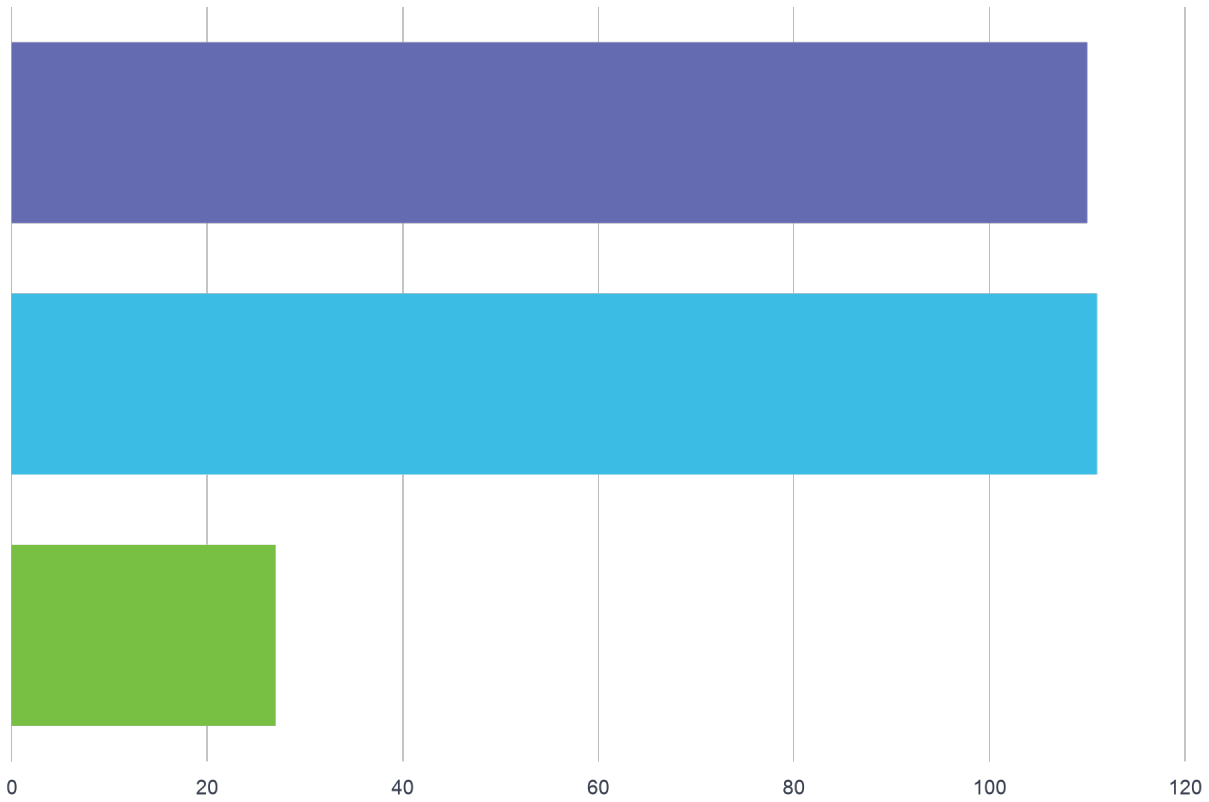


Answered: 125 Unanswered: 0

Choice	Total
● Fishing other lakes	42
● Kayaking/Canoeing area rivers	40
● Golfing	67
● Dining out	116
● Shopping	83

Choice	Total
 Downtown Hayward	94
 Cross Country Skiing	23
 Snowmobiling	31
 Hiking	48
 Biking	28
 Exploring/Day trips	66
 Snowshoeing	18
 Other	5

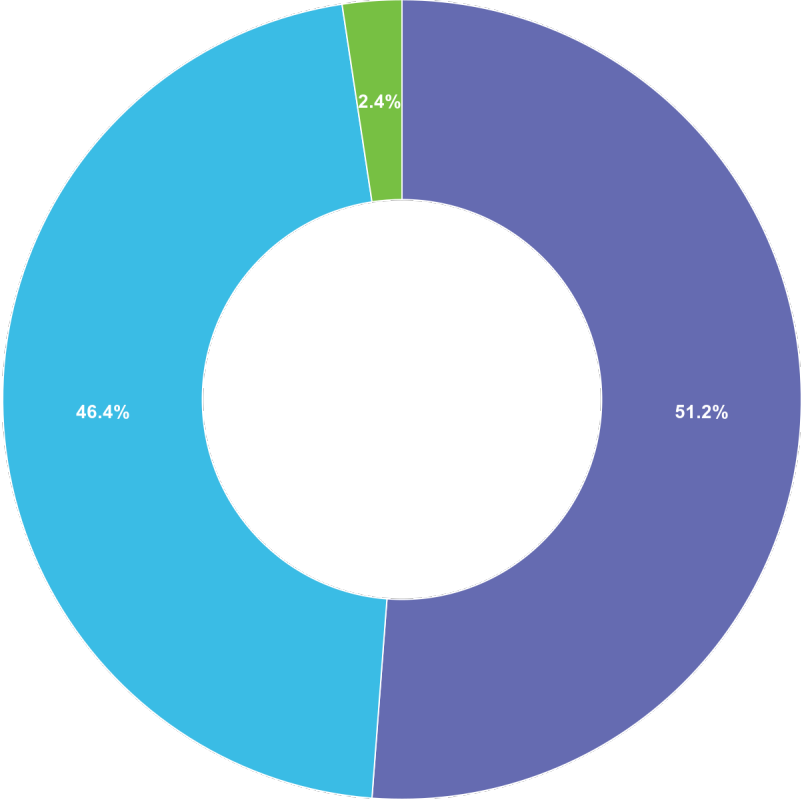
Q6 Which of the following invasive species are you aware of that are present on the Chippewa Flowage?



Answered: 122 **Unanswered:** 3

Choice	Total
 Eurasian watermilfoil	110
 Purple loosestrife	111
 Curley leaf pondweed	27

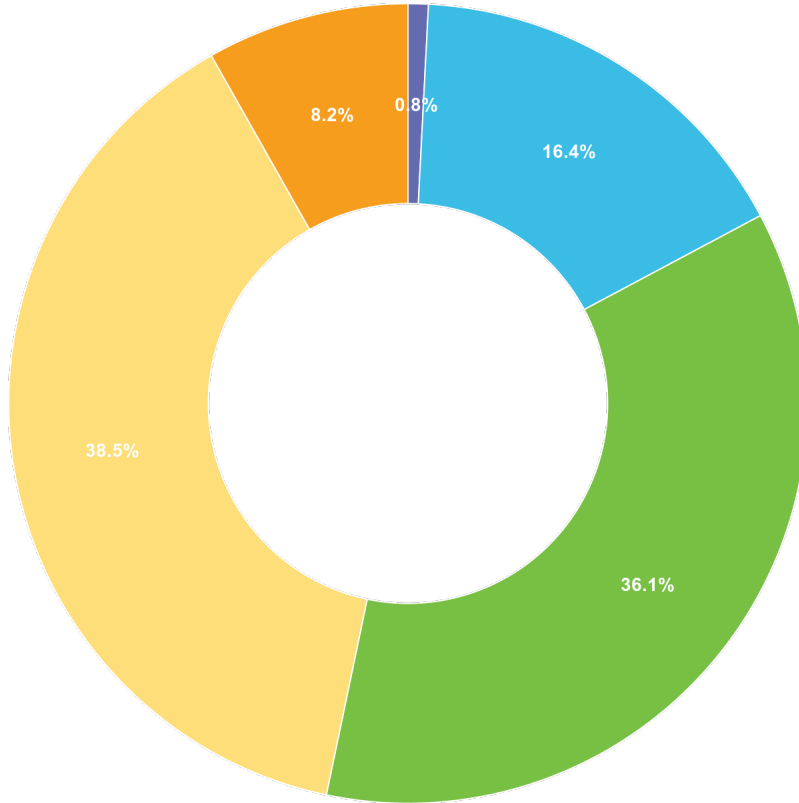
Q7 How concerned are you about invasive species on the Chip?




Answered: 125 Unanswered: 0

Choice	Total
 Very concerned	64
 Somewhat concerned	58
 Not concerned at all	3

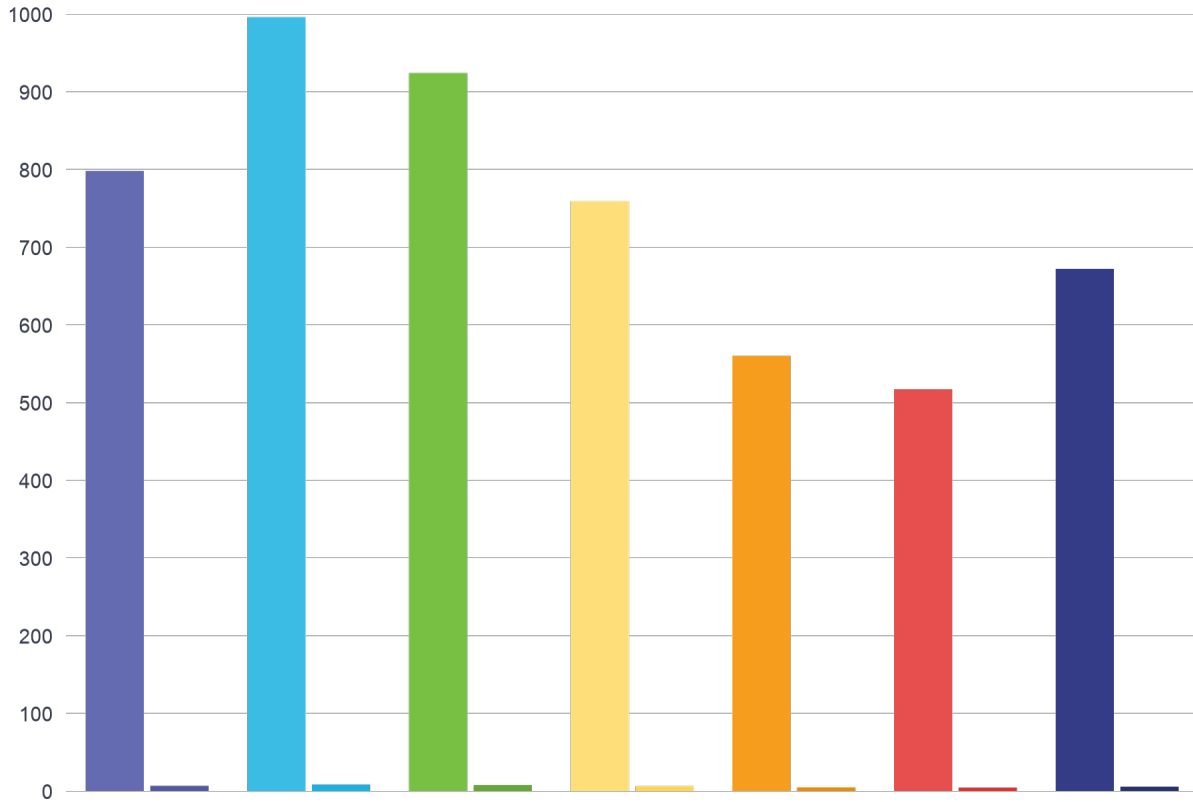
Q8 In your experience how has the fishing changed on the Chip in the past five years?



Answered: 122 **Unanswered:** 3

Choice	Total
 Fishing is much better	1
 Fishing is better	20
 Fishing is about the same	44
 Fishing is worse	47
 Fishing is much worse	10

Q9 Please rank how important each of the following fish species is to you personally?
 (Note you cannot give two species the same number)

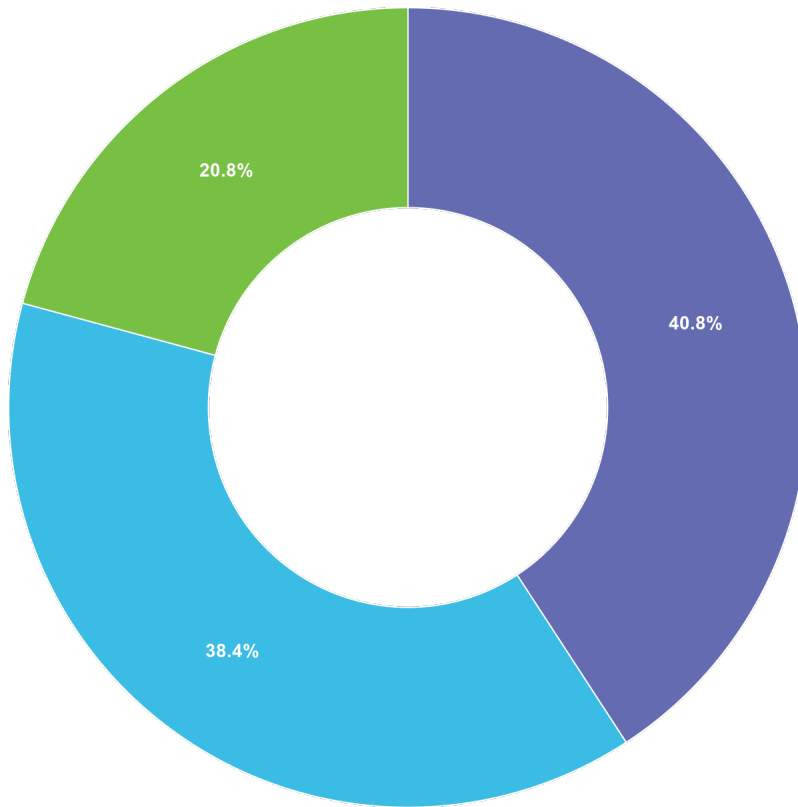


Answered: 121 **Unanswered:** 4




Choice	Score	Average
● Musky	798	6.6
● Walleye	996	8.23
● Crappie	924	7.64
● Bluegill/panfish	759	6.27
● Pike	560	4.63

	Choice	Score	Average
	Largemouth bass	517	4.27
	Smallmouth bass	672	5.55

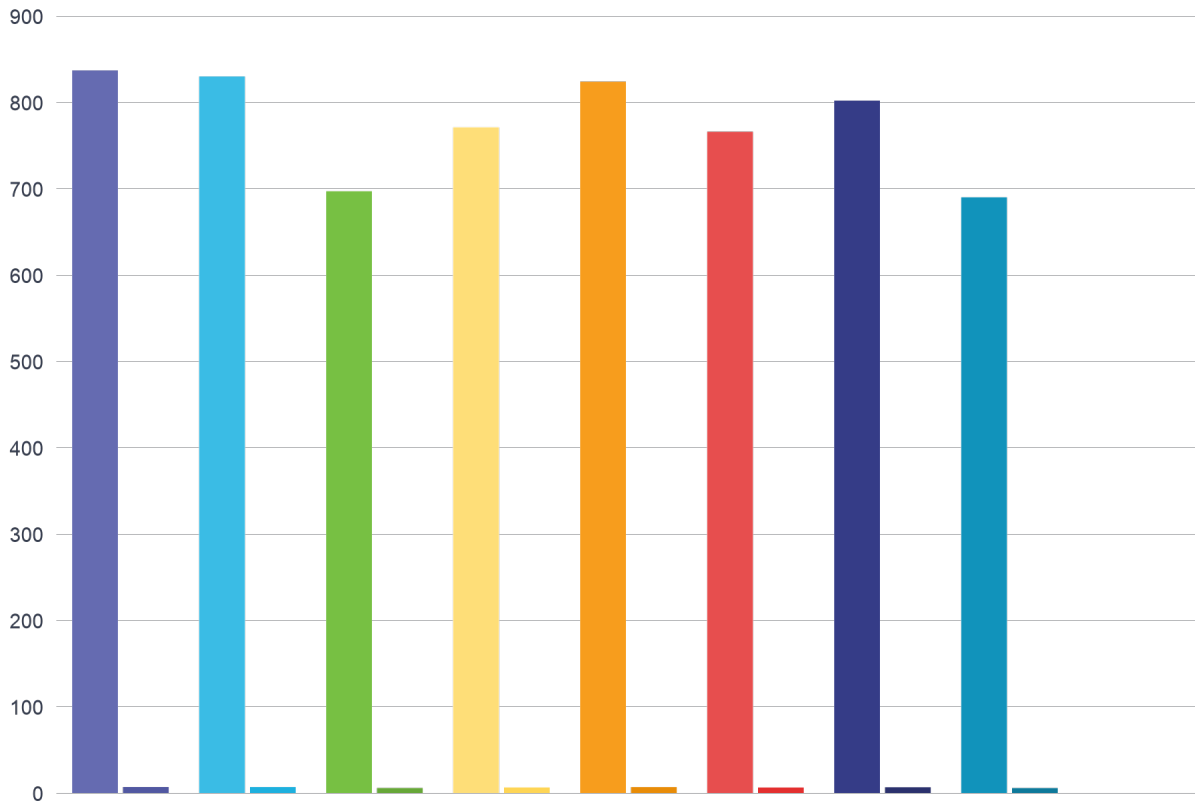
Q10 In your experience, how has the presence of weeds (aquatic vegetation) changed in the past five years?



Answered: 125 Unanswered: 0

Choice	Total
 It has improved - I've noticed fewer weeds.	51
 It's about the same	48
 It has worsened - I've noticed a lot more weeds	26

Q11 Below is a list of issues that are potentially impacting the Chip. Please indicate how big a problem you think each issue is.

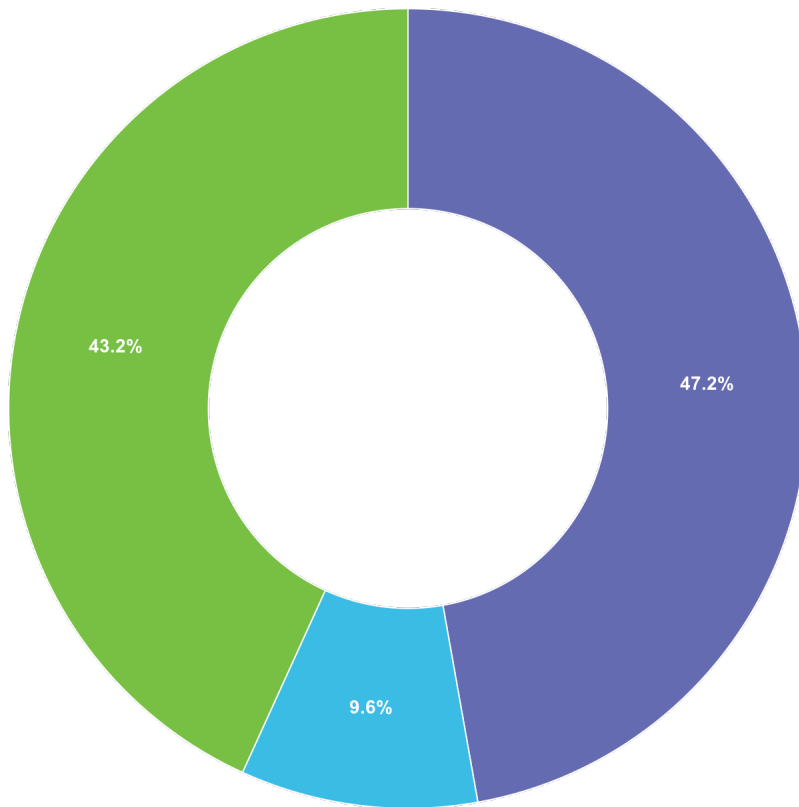


Answered: 121 **Unanswered:** 4

Choice	Score	Average
Quality of Fishing	837	6.92
Disregard for lake regulations like no wake areas	830	6.86
Weeds	697	5.76
Wake boats	771	6.37
Invasive species	824	6.81

	Choice	Score	Average
	Lake level fluctuations	766	6.33
	Shoreline Erosion	802	6.63
	Water quality	690	5.7




Q12 Each year the Chippewa Flowage experiences a winter drawdown. In some years (like 2020) there is also a "habitat drawdown" which takes the lake level down five feet prior to November 15\ . The stated intention of this drawdown is to improve the fishery, wildlife habitat and kill weeds including invasive species like Eurasian milfoil. Some people disagree that the drawdown is effective in these areas. The habitat drawdown is not intended to be an every year occurrence. Which of the following best describes your opinion regarding the "habitat drawdown."



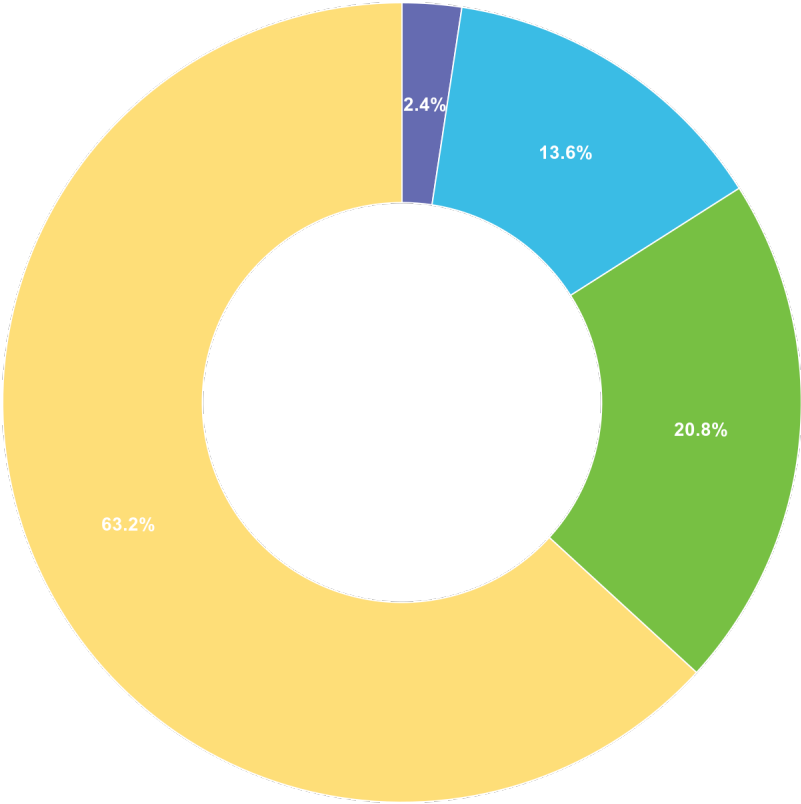
Answered: 125 Unanswered: 0

Choice

Total

Choice	Total
 I support the a habitat drawdown.	59
 I do not support a habitat drawdown in any circumstance.	12
 I support a habitat drawdown every few years.	54

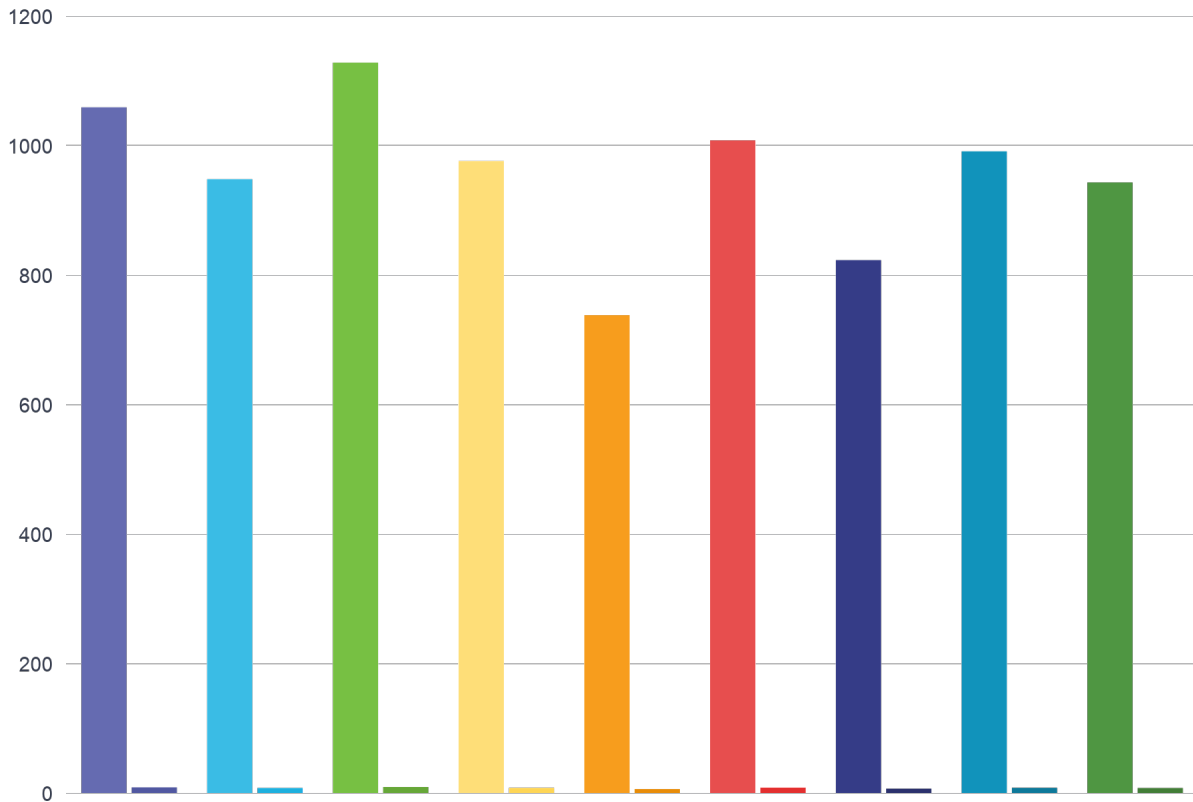
Q13 Now we'd like to ask a few questions about the CFAPOA. How long have you been a member of the CFAPOA?



Answered: 125 Unanswered: 0

Choice	Total
2 years or less	3
3 to 5 years	17
5 to 10 years	26
10 or more years	79

Q14 Below is a list of projects the CFAPOA either currently supports or has supported in the past. Please tell us your level of support of these projects. 1 means we should not support at all and 10 means we should definitely support.

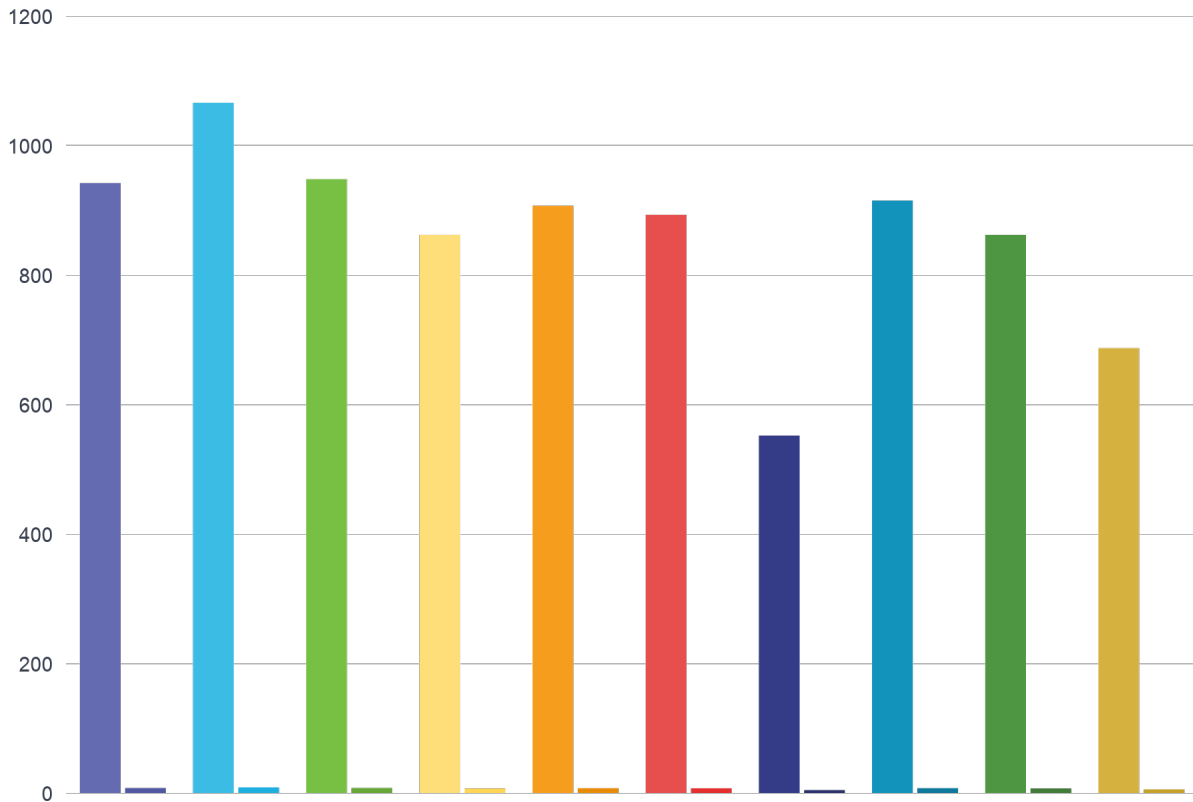


Answered: 122 **Unanswered:** 3

Choice	Score	Average
Clean Boats Clean Waters	1059	8.68
Pike Improvement Project	948	7.77
Fish stocking	1128	9.25
Purple loosestrife management	976	8

	Choice	Score	Average
	Social activities for members	738	6.05
	Placing fish cribs	1008	8.26
	PIT tagging of muskies	823	6.75
	Loon habitat	991	8.12
	Boat ramp improvement	943	7.73

Q15 The CFAPOA has limited funds to invest in the Chippewa Flowage. Please rate how important the following issues are to you. Your answers will help CFAPOA direct resources.

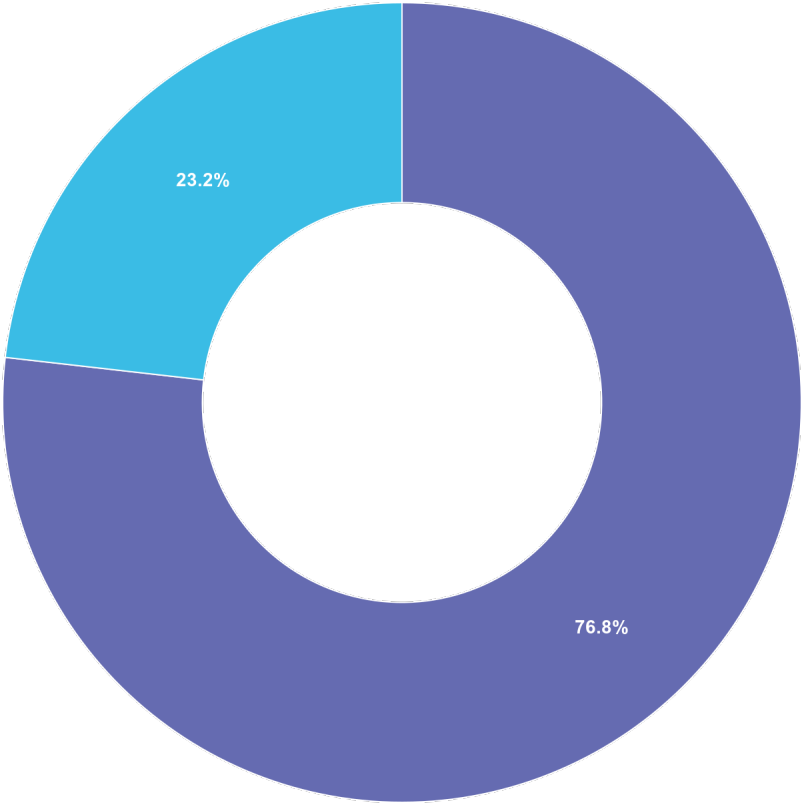


Answered: 123 **Unanswered:** 2

Choice	Score	Average
Controlling invasive species	942	7.66
Improving Fishery (e.g. stocking, Pike improvement project)	1066	8.67
Clean boats Clean waters	948	7.71
Lake regulations enforcement (e.g. no wake)	862	7.01

Choice	Score	Average
 Loon habitat	907	7.37
 Installing Cribs	893	7.26
 Social events like Annual meeting, Spring Fling and Christmas party	552	4.49
 Shoreline protection	915	7.44
 Newsletter	862	7.01
 Member Directory	687	5.59

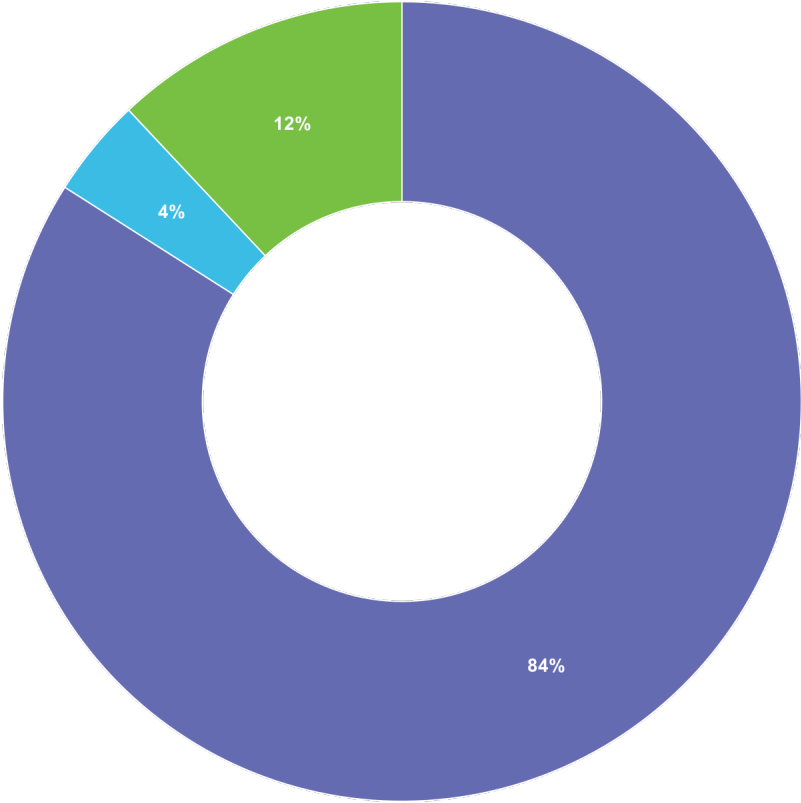
Q16 We currently produce a quarterly newsletter for members. Most members receive electronically. How do you prefer to receive the newsletter?



Answered: 125 **Unanswered:** 0

Choice	Total
 Via Email	96
 Hard copy via regular mail.	29

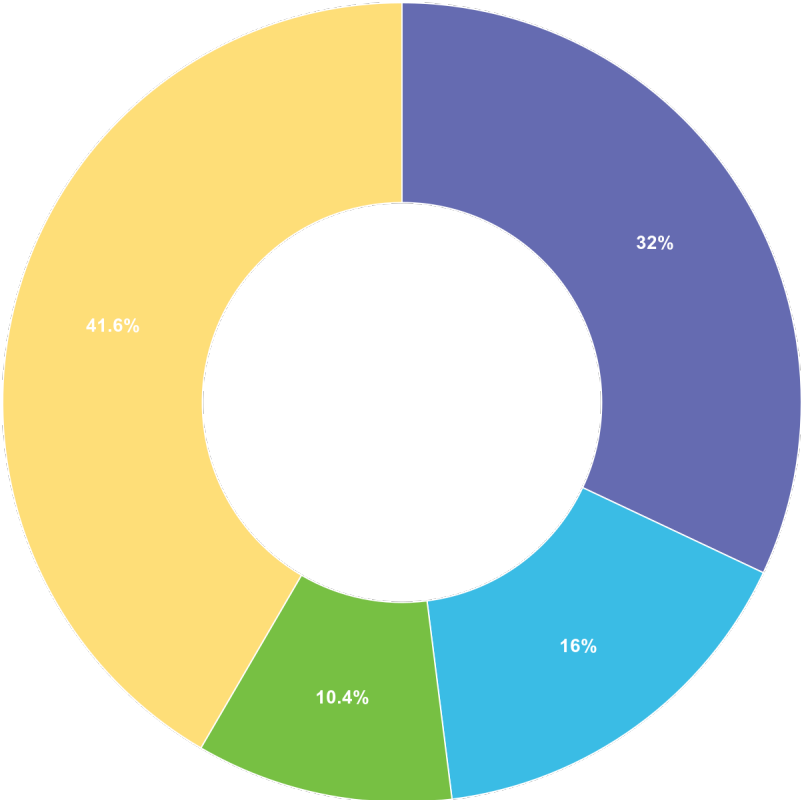
Q17 Currently the newsletter is an expense that takes away from other things we could support. If we could find a single sponsor for the newsletter it would free up that expense to invest in other areas. How would you feel about seeing a single ad in the newsletter?



Answered: 125 **Unanswered:** 0

Choice	Total
 Fine by me	105
 Prefer not to see an ad	5
 Do not feel strongly either way	15

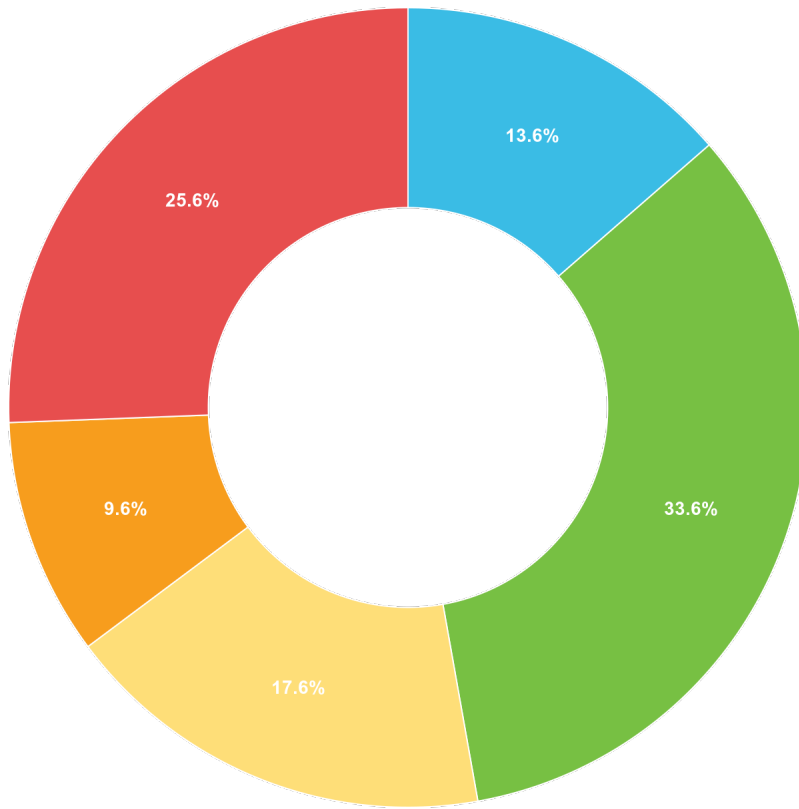
Q18 Currently our primary means of communicating with members are through the newsletter and email. If we created a members only Facebook group, how likely would you be to use it?



Answered: 125 Unanswered: 0

Choice	Total
 Very likely	40
 Somewhat likely	20
 Not very likely	13
 I don't use Facebook	52

Q19 Other than using it to pay your annual dues, how often to you visit the CFAPOA website?



Answered: 125 **Unanswered:** 0

Choice	Total
Once a week or more	0
Once a month	17
Once every two to three months	42
Once every six months	22
Once a year	12

Choice

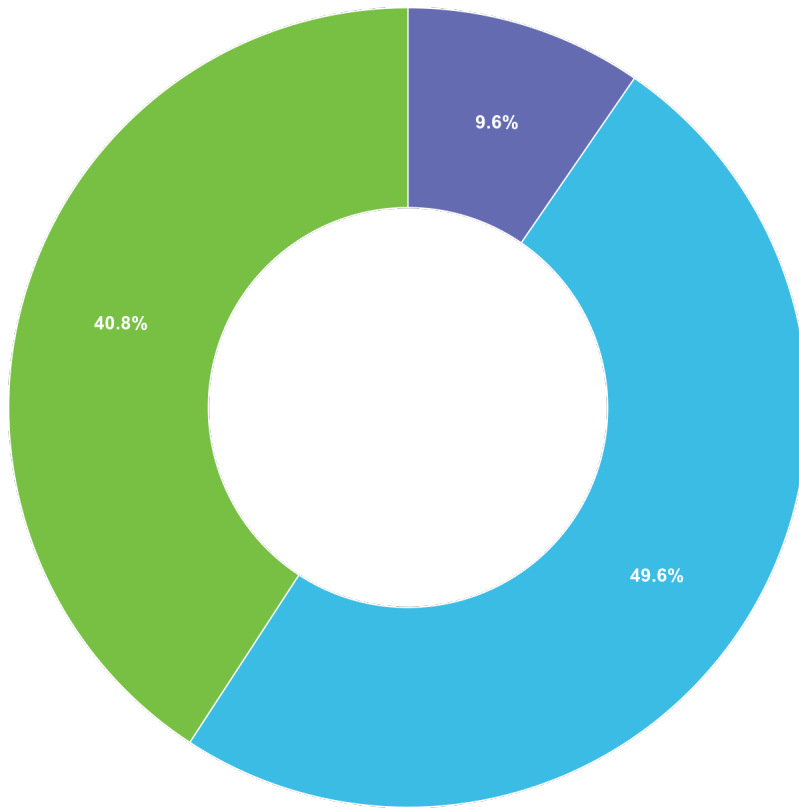


Less frequently or never

Total

32

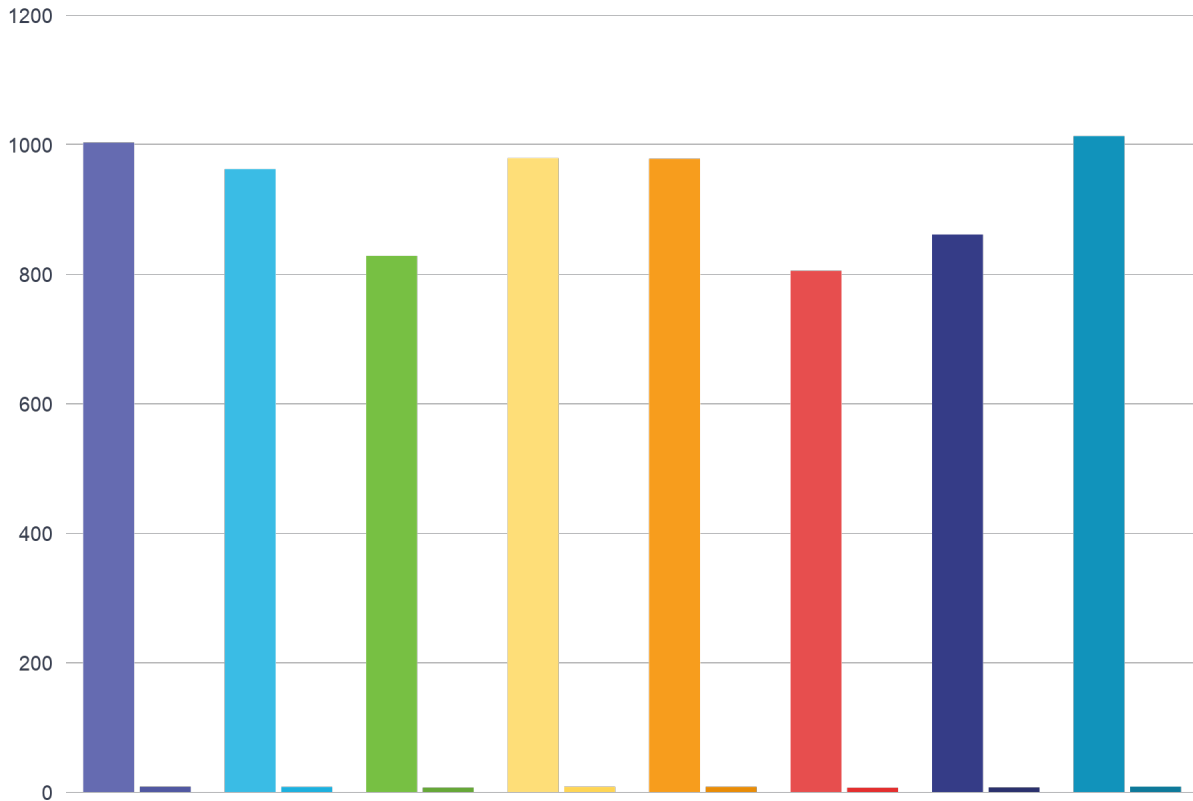
Q20 How interested are you in volunteering for committees or special projects of the CFAPOA.



Answered: 125 **Unanswered:** 0

Choice	Total
 Very interested	12
 Somewhat interested	62
 Not interested	51

Q21 Please rate your overall satisfaction with the CFAPOA in the following areas:

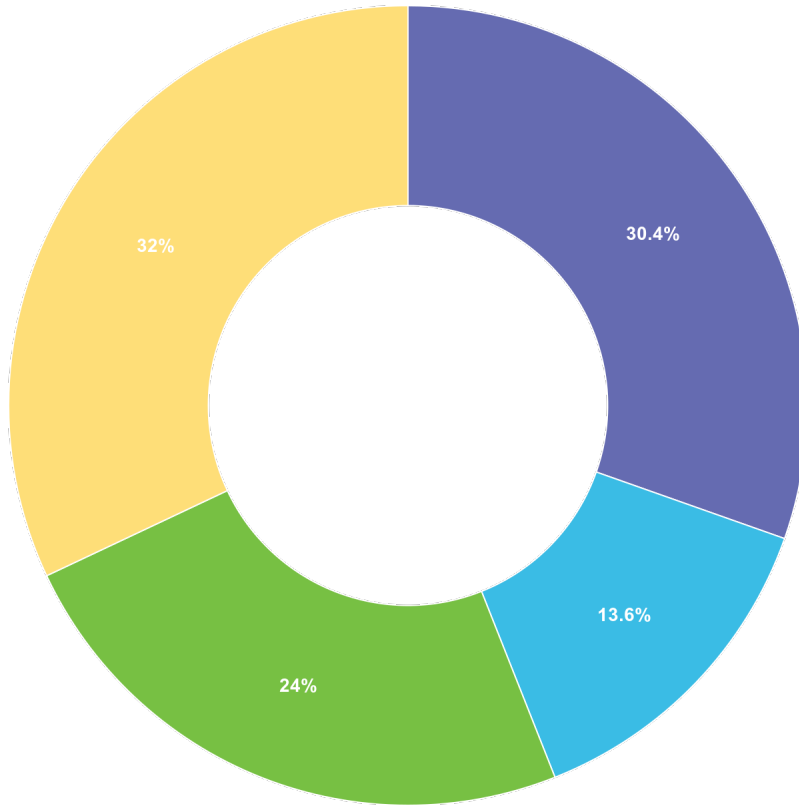


Answered: 122 **Unanswered:** 3




Choice	Score	Average
Overall performance	1003	8.22
Invasive Species	962	7.89
Fishery	828	6.79
Clean Boats Clean Waters	979	8.02
Loon watch	978	8.02
Social Events	805	6.6

Choice	Score	Average
● Volunteer opportunities	861	7.06
● Communication (Newsletter, email communication)	1013	8.3

Q22 Currently membership of the CFAPOA is limited to people owning property within 2 miles of the Chippewa Flowage. Some lake associations allow for non-property owners to join as "partners." How do you feel about opening membership to non-property owners to help support the Chippewa Flowage.



Answered: 125 **Unanswered:** 0

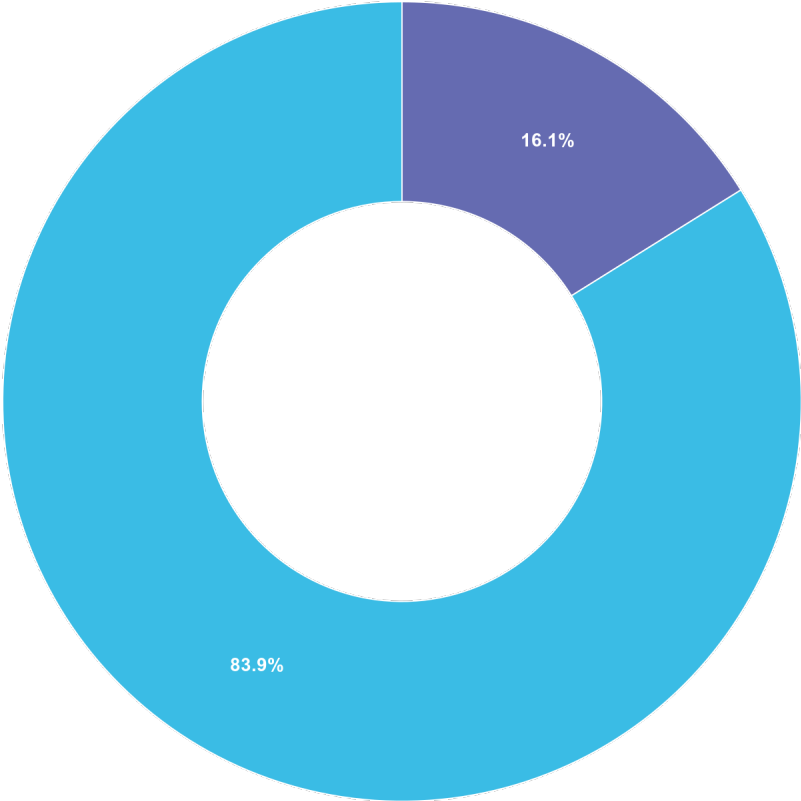
Choice	Total
 I support creating a "partner" type membership for non-property owners	38
 I do not support creating a membership category for non-property owners	17
 I do not have strong feelings either way	30

Choice**Total**

I support reaching out to individuals and companies outside of the 2 mile limit, but would not consider them to be voting members

40

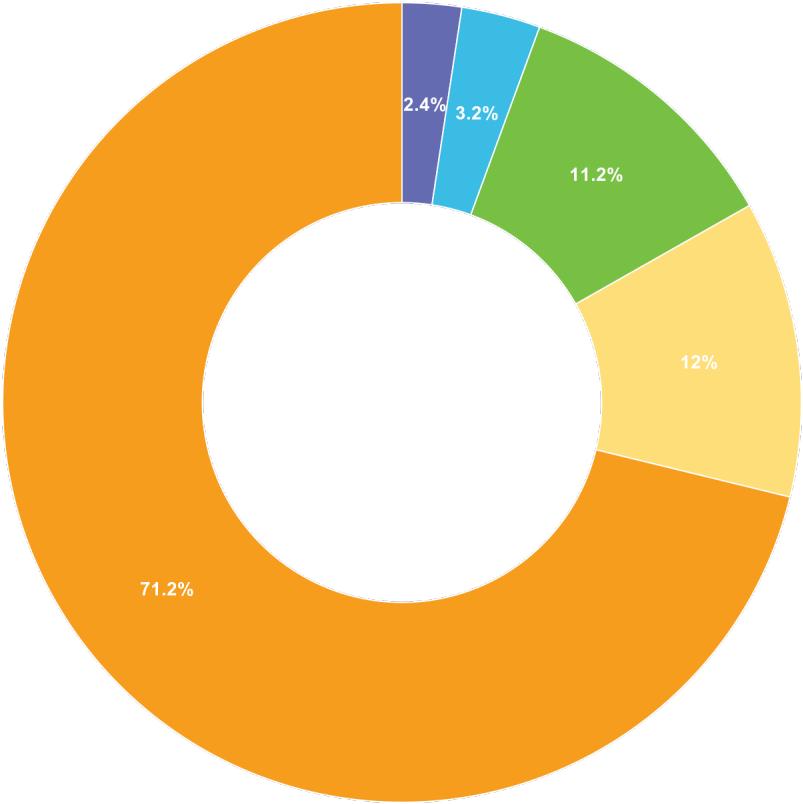
Q23 Would you be interested in serving on the CFAPOA Board in the future?



Answered: 124 Unanswered: 1

Choice	Total
Yes	20
No	104

Q24 Looking ahead in the next five years, how likely are you to consider selling your Chippewa Flowage property?



Answered: 125 **Unanswered:** 0

Choice	Total
Very likely	3
Somewhat likely	4
Not sure	14
Somewhat unlikely	15
Very unlikely	89