



OIL & GAS PRODUCTS

Innovative Solution for
Oil and Gas Industry



30th YEAR



The image shows a large industrial complex under a cloudy sky. The main building is a long, low structure with a blue roof and white walls. It has a large blue garage door and a sign that reads "SMS-TORK KONTROL VALFLERİ & OTOMASYON". To the right of the main building is a taller, white, multi-story building with a glass facade. The complex is surrounded by other industrial buildings and a paved area with some greenery and a blue fence in the foreground. A road with a speed limit sign is visible on the left.

WE EXPORT 89 COUNTRIES




VALVES

Actuated Valves



API Certified Valves



Gate Valves,
2"-72",150-1500
Class API 600



API 6D
Certified Ball Valves



Globe Valves,
2"-16",150-1500
Class BS 1873




Natural Gas



Natural Gas Valves,
Regulators and Filters

AUTOMATIC (SAFETY APPLICATION) CONTROL VALVES



*TORK-PAV.MR AUTOMATIC SHUT-OFF
(EMERGENCY), MANUAL RESET GAS VALVE*

Application

TORK - PAV.MR system is installed on high pressure GAS PIPES. PN10 - PN16 - PN40 - PN63 - PN250 - PN400

Operation


After valves are shut down in emergency cases, this system will help start operation again SAFE AND EASY.

PETROL STATION EQUIPMENT & ACCESSORIES


Pumps



Mobile fuel tank
with pump & hose




Compact
pump with meter




Rotary vane type
pump



Mobile high speed
fueling unit



Double diaphragm
pumps



Centrifugal
pumps



Mobile fuel station
ATEX Certified

PETROL STATION EQUIPMENT & ACCESSORIES


Submersible Pumps



for Gasoline & Diesel
250 LPM - 350 LPM



LPG Pumps



PETROL STATION EQUIPMENT & ACCESSORIES

LPG Flow Meters



Mechanical



Electronic

Flow Meters for Petrochemical Liquids



Plastic Body



Aluminum or St. Steel Body

Gasoline & Diesel Flow Meters



Positive displacement meter

Model	Size	Flow Rate
MC 505	1-1/2"	(25-250 LPM)
MC 507	2"	(50-500 LPM)
MC 515	3"	(75-750 LPM)
MC 525	3"	(115-1150 LPM)
MC 530	4"	(130-1300 LPM)
MC 540	4"	(170-1700 LPM)
MC 580	6"	(300-3000 LPM)

PETROL STATION EQUIPMENT & ACCESSORIES

Online Filters



Centurion II
115 LPM



Centurion III
225 LPM



Centurion IV
327 LPM



Hose Breakaway

Fuel Dispenser Hose Filter




SAFETY BREAKAWAY

Fuel Dispenser Accessories

DIESEL FILTER/ WATER SEPERATOR

MODELS						
	In-out Port	Flow Rate LPH	Horse Power	Particle Seperation	Dimensions	Weight
T-WPS100	3/8"	100	0-200	30 micron	7x23x17 cm	0,9 kg
T-WPS230	1/2"	230 max.	200-600	20 micron	12x13x30 cm	2,5 kg
T-WPS560	1/2"	560 max.	600-1200	20 micron	12x13x35 cm	2,9 kg
T-WPS1120	1"	1120 max.	1200-2400	20 micron	40x60x20 cm	10 kg
T-WPS1680	1"	1680 max.	2400-3600	20 micron	40x80x20 cm	14 kg
T-WPS2240	1"	2240 max.	3600-4800	20 micron	40x120x20 cm	20 kg

MTC Mobile filtre unit Model	MTC 40	MTC 60
Flow max.	40 LPM	60 LPM
Electricity	220 VAC	220 Volt AC
Water seaparation	99.9%	98%
Particle removal	20 micron	70 micron
Flow meter	Digital flow meter 1"	-
Weight	85 kg	45 kg



Mobile Filter Unit

PETROL STATION EQUIPMENT & ACCESSORIES

Nozzles Manual & Automatic



Gasoline & Diesel Nozzles



Diesel Nozzles



Hose Swivels



LPG Nozzles

PETROL STATION EQUIPMENT & ACCESSORIES

Check Valves, Sumps, Test Equipment



Check Valves



Delivery Elbow



Tank Sumps



Fuel Dispenser
Sumps



Calibration Containers



Water Finding Paste



Ex - Proof Electric Products

PETROLEUM HOSES & QUICK COUPLINGS

Hoses & Quick coupling used for loading and unloading Petroleum liquid from fuel tank trucks and marine tankers. Various types of couplings are available according to connection types and usage area. Made of Aluminum, or Brass or Stainless Steel from size 1" to 6".



A type coupling



B type coupling



C type coupling



D type coupling



E type coupling



F type coupling



G type coupling



H type coupling

AVIATION FUEL UNITS

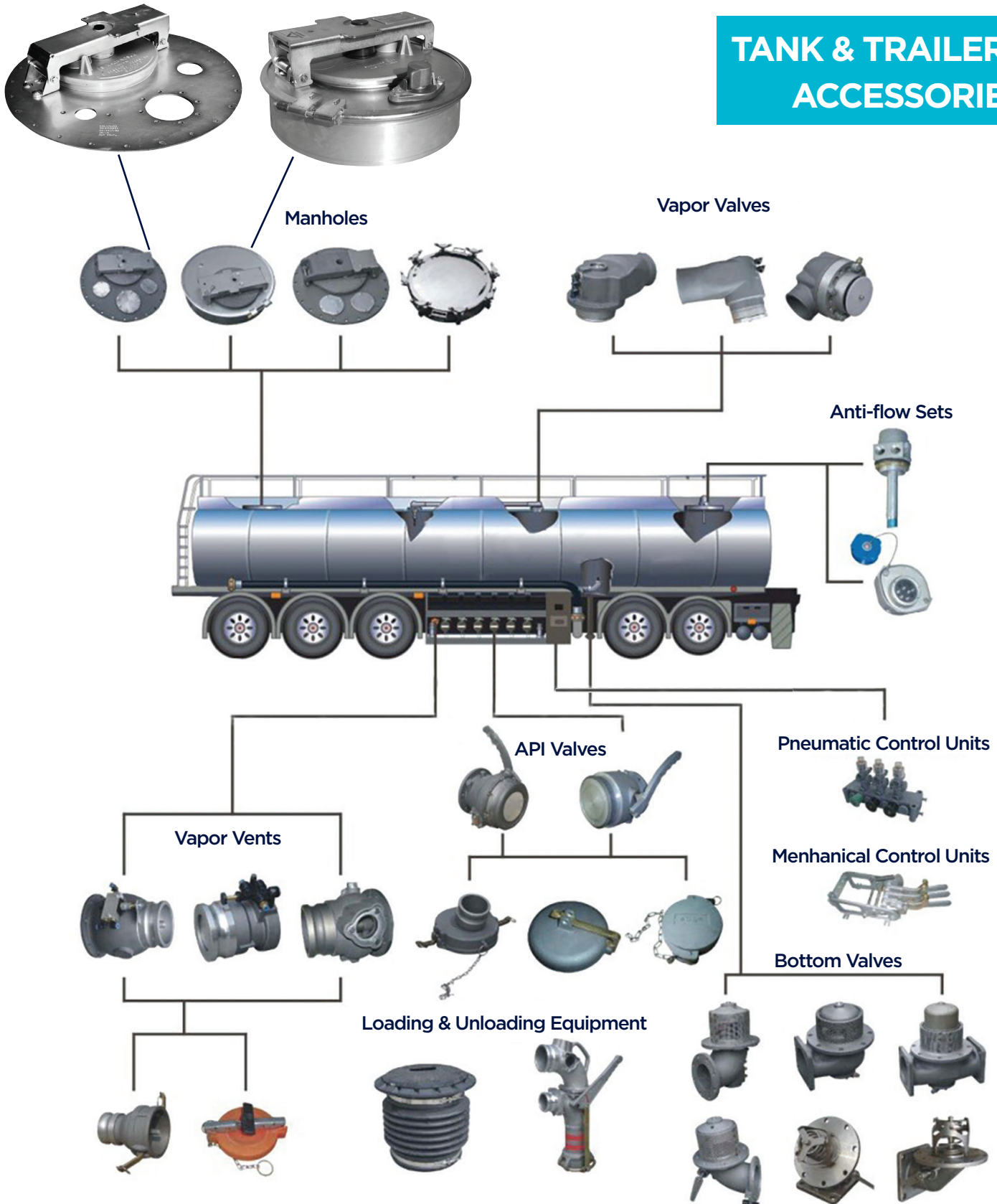


TOP & BOTTOM LOADING ARMS



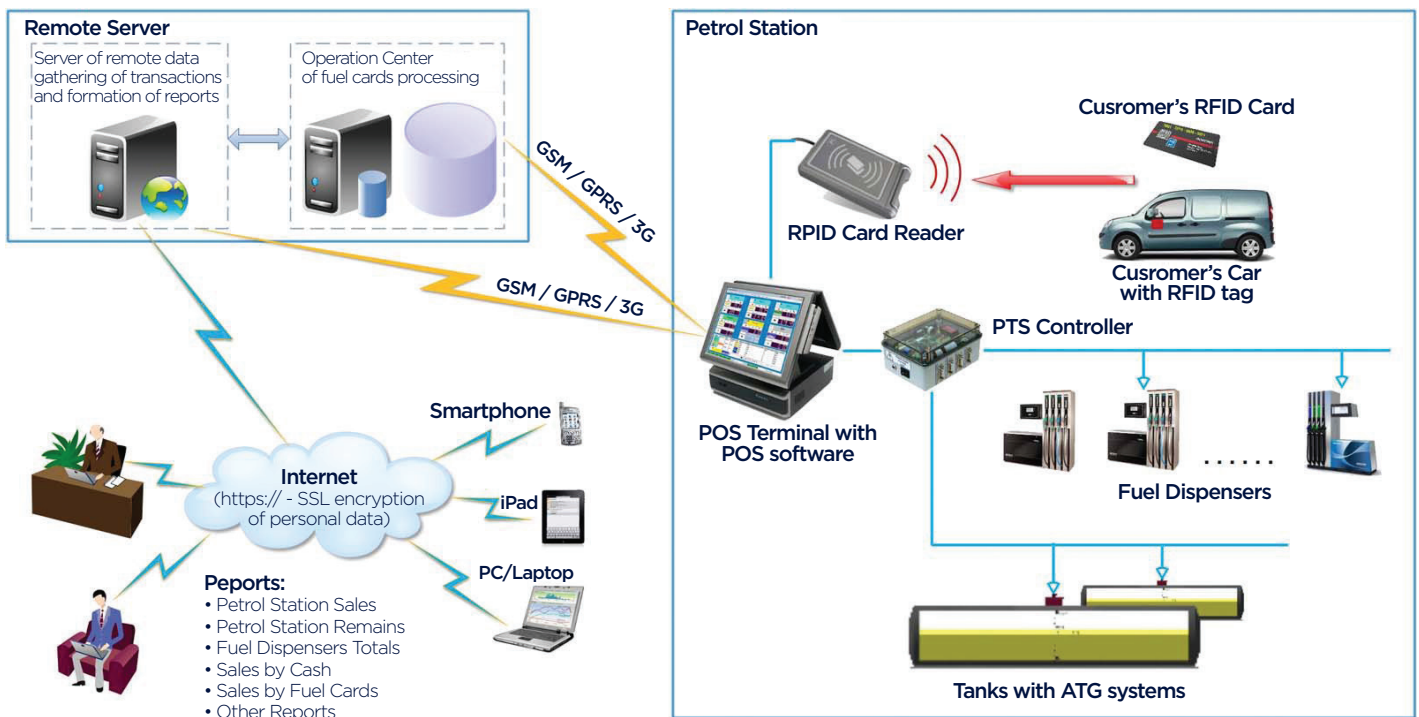
PETROL STATION EQUIPMENT & ACCESSORIES

TANK & TRAILERS ACCESSORIES

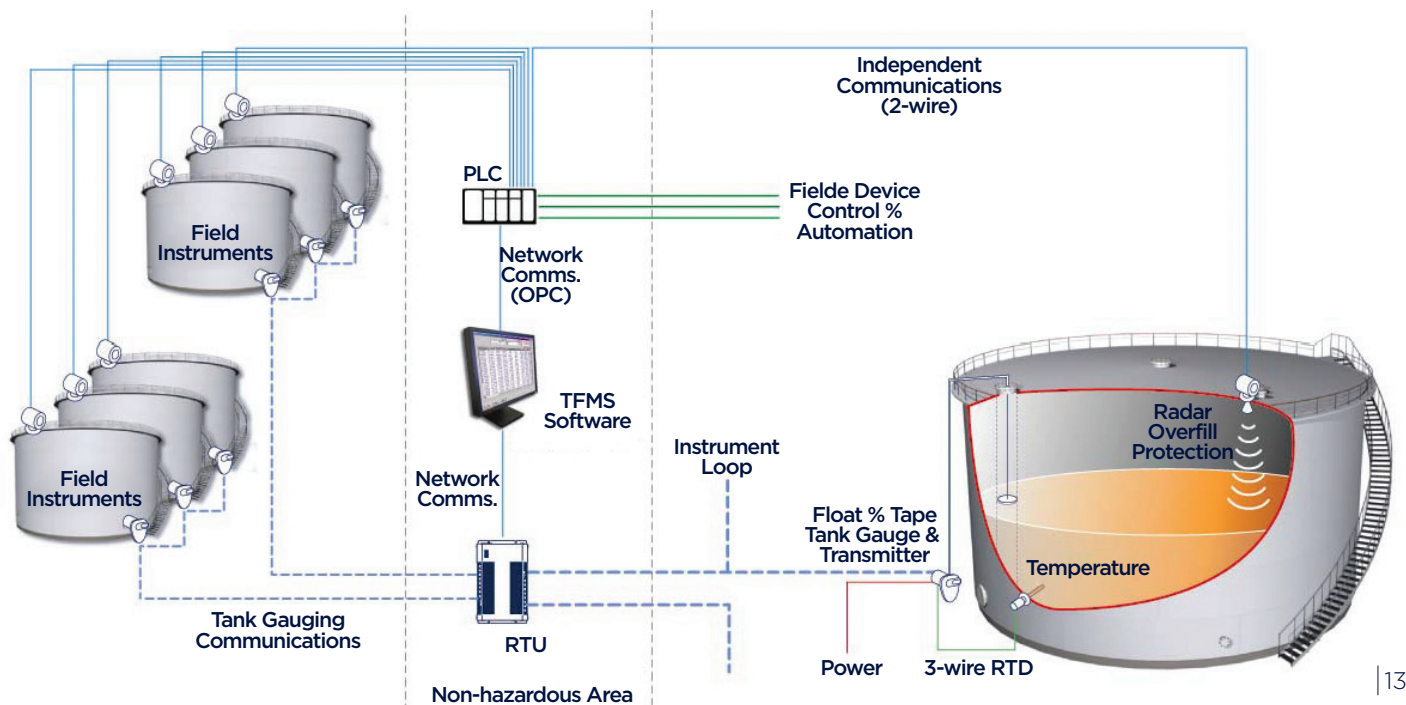


PETROL STATION EQUIPMENT & ACCESSORIES

Complete Station Automation System



Automatic Farm Tank Control System





HEAD OFFICE

Bostancı Yolu Cad. Kuru Sok. No:16 Y. Dudullu, 34776 Ümraniye İstanbul - TURKEY

FACTORY

İMES O.S.B.S Cad. No:5 Çerkesli - Dilovası KOCAELİ - TURKEY

SMS-TORK Endüstriyel Otomasyon Ürünleri San. Tic. Ltd. Şti

P +90 216 364 34 05

F +90 216 364 37 57

P +90 262 290 20 20

F +90 262 290 20 21

i/SMSTORK **m**/sms-tork

www.smstork.com