

Automation and Process Control



"PEOPLE who care, SOLUTIONS that work!"

*Patrick Smith
2557 Center Rd.
Hinckley, Ohio 44233
Cell: 216-385-1395*

Today's training outline.

- Benefits of process control and automation
- Flow, level and blower control
- Sensors, monitoring and feedback devices
- Process controllers and PLCs
- Basic and automated variable speed drives
- Increase process throughput without additional expenditures
- Increase energy efficiency
- Monitoring systems, cloud-based monitoring, control and data storage



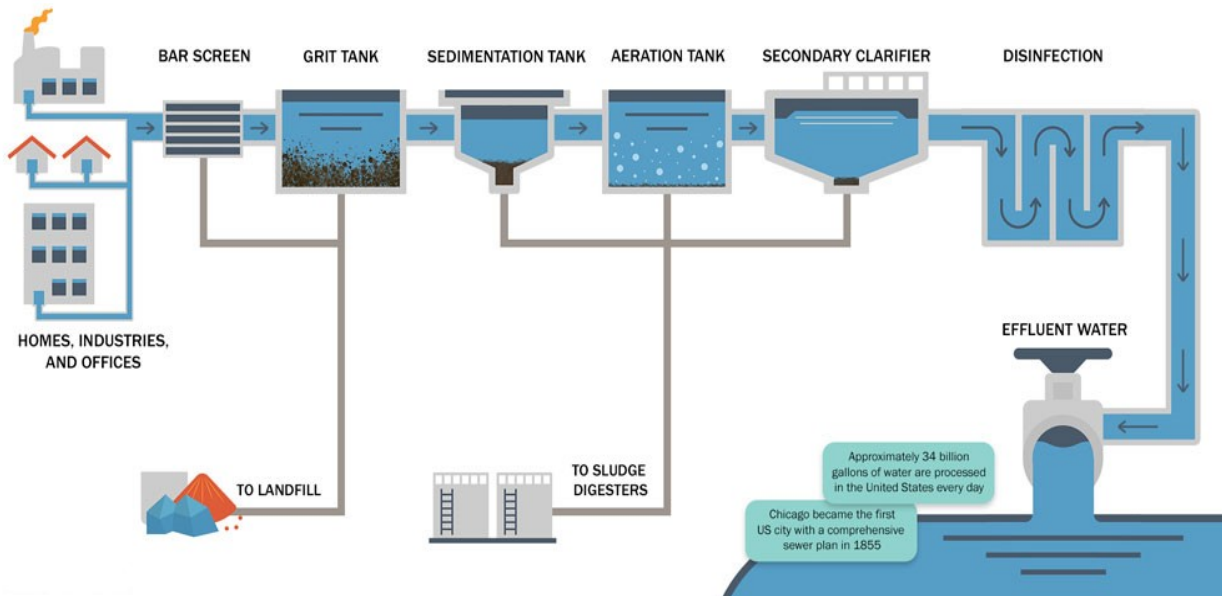
"PEOPLE who care, SOLUTIONS that work!"

*Patrick Smith
2557 Center Rd.
Hinckley, Ohio 44233
Cell: 216-385-1395*

Automation and Process Control

- Monitors and control process 24/7
- Data access/remote monitoring of process and data (real time)
- Provides and records trends and data history
- Increases safety
- Predictive and diagnostic maintenance
- Saves energy

WASTEWATER TREATMENT PROCESS



"PEOPLE who care, SOLUTIONS that work!"

Patrick Smith
2557 Center Rd.
Hinckley, Ohio 44233
Cell: 216-385-1395

FLOAT SWITCH



"PEOPLE who care, SOLUTIONS that work!"

*Patrick Smith
2557 Center Rd.
Hinckley, Ohio 44233
Cell: 216-385-1395*

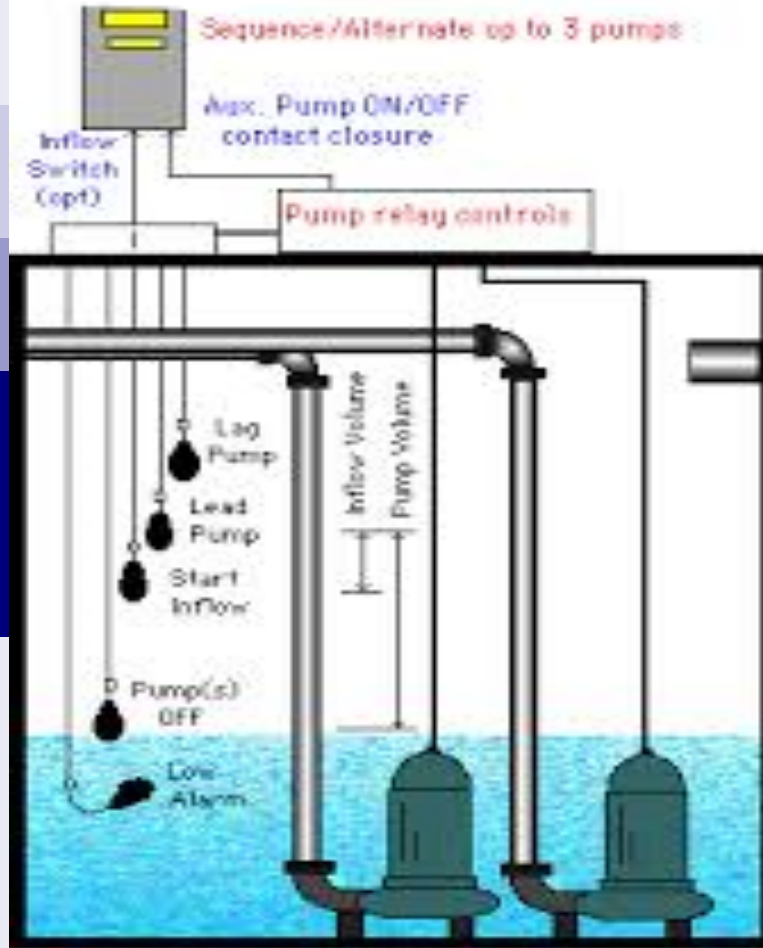
FLOAT SWITCH CUT AWAY



"PEOPLE who care, SOLUTIONS that work!"

*Patrick Smith
2557 Center Rd.
Hinckley, Ohio 44233
Cell: 216-385-1395*

FLOAT LEVEL CONTROL SYSTEM



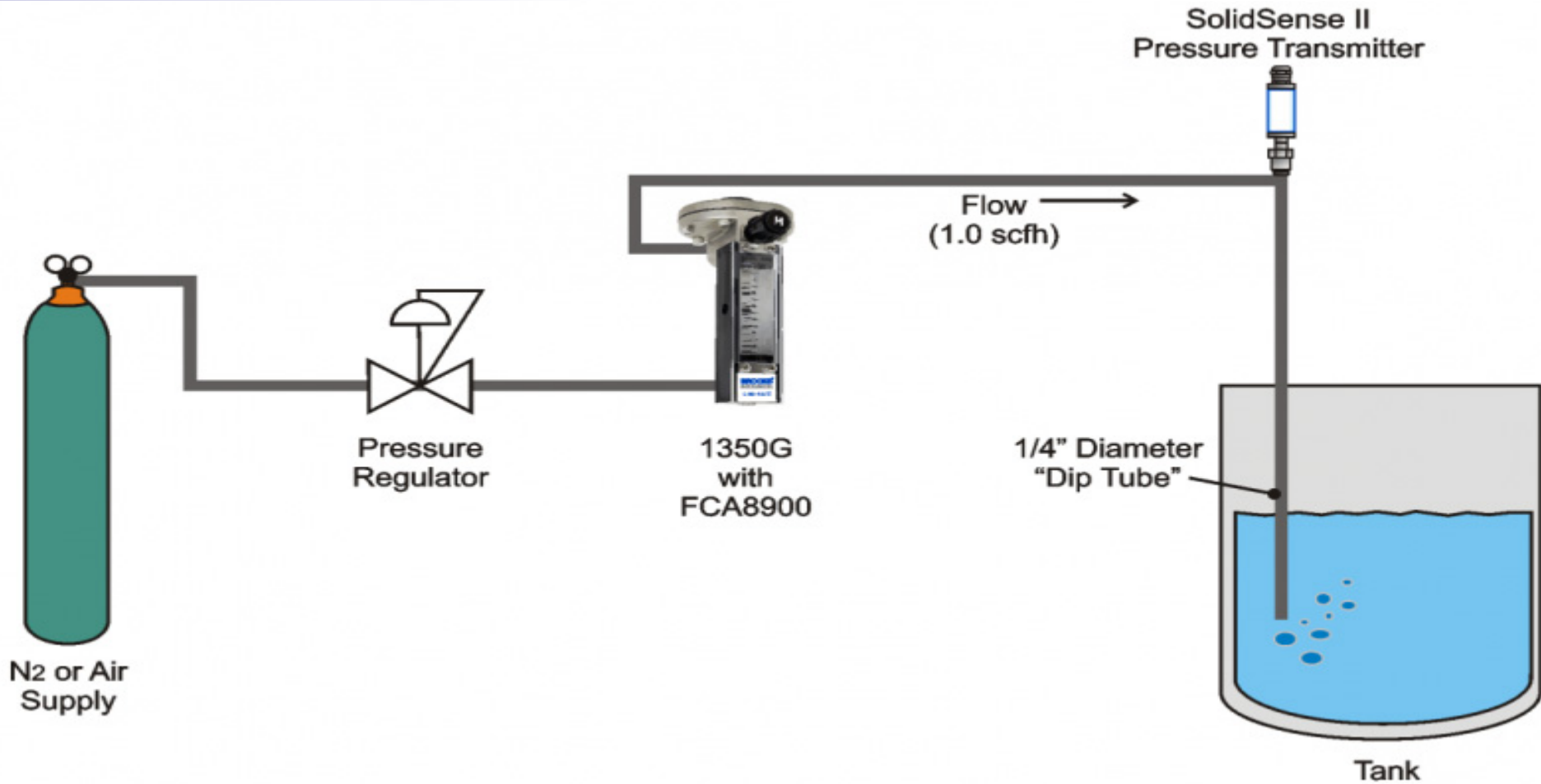
Wet Well with 2 Pumps



"PEOPLE who care, SOLUTIONS that work!"

Patrick Smith
2557 Center Rd.
Hinckley, Ohio 44233
Cell: 216-385-1395

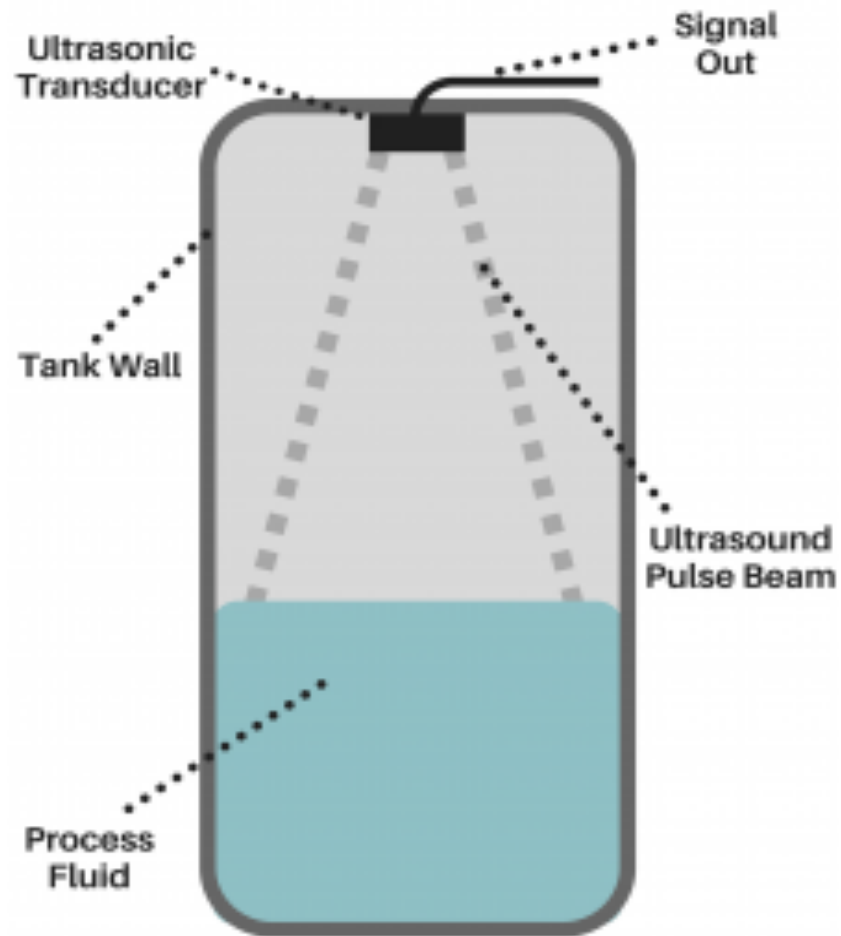
BUBBLER LEVEL CONTROL SYSTEM



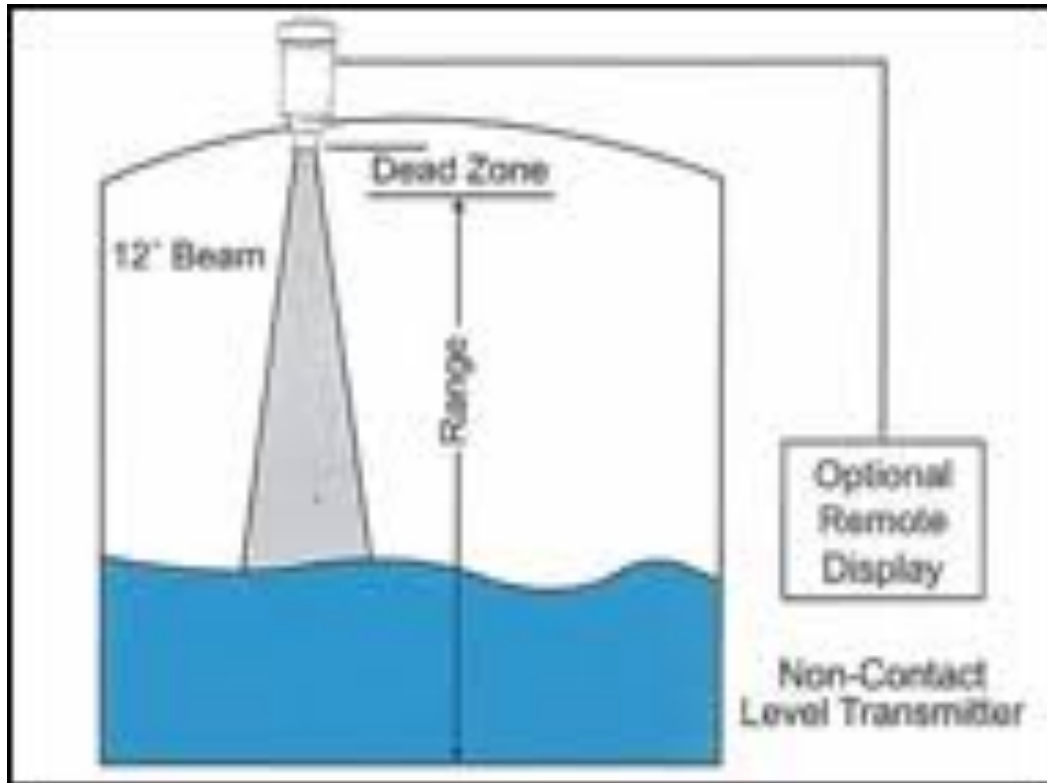
"PEOPLE who care, SOLUTIONS that work!"

Patrick Smith
2557 Center Rd.
Hinckley, Ohio 44233
Cell: 216-385-1395

Ultrasonic Level Sensor



NON-CONTACT LEVEL TRANSDUCER



"PEOPLE who care, SOLUTIONS that work!"

Patrick Smith
2557 Center Rd.
Hinckley, Ohio 44233
Cell: 216-385-1395

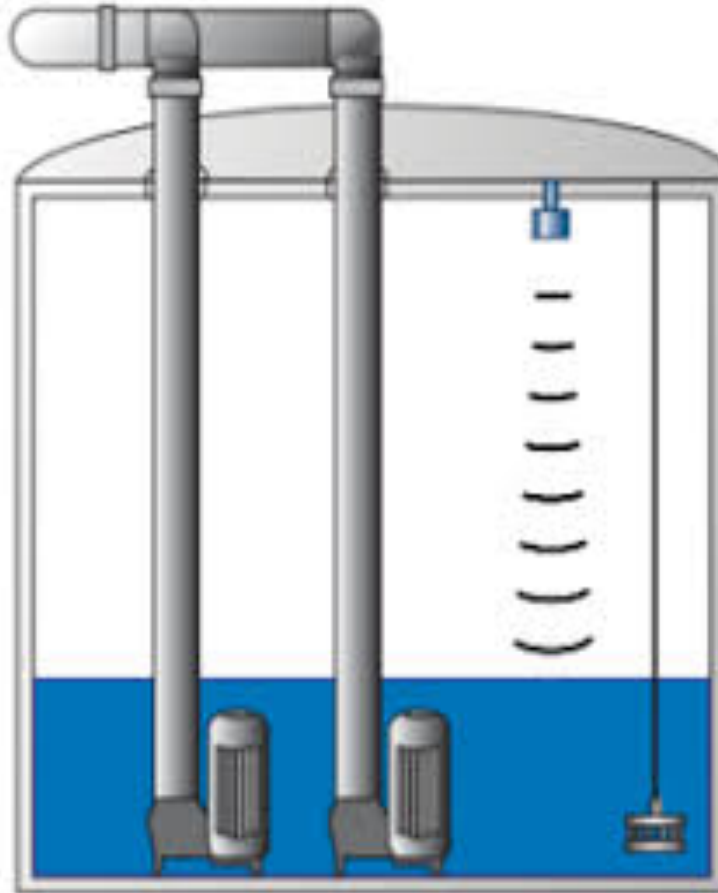
Submersible Level Transducer



"PEOPLE who care, SOLUTIONS that work!"

*Patrick Smith
2557 Center Rd.
Hinckley, Ohio 44233
Cell: 216-385-1395*

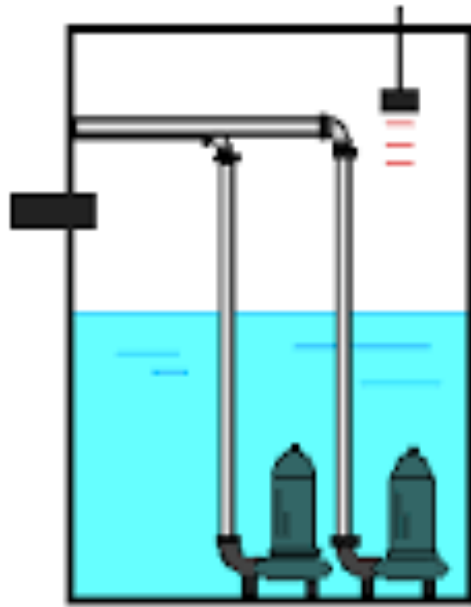
NON-CONTACT LEVEL TRANSDUCER WITH BACKUP SUBMERSIBLE



"PEOPLE who care, SOLUTIONS that work!"

*Patrick Smith
2557 Center Rd.
Hinckley, Ohio 44233
Cell: 216-385-1395*

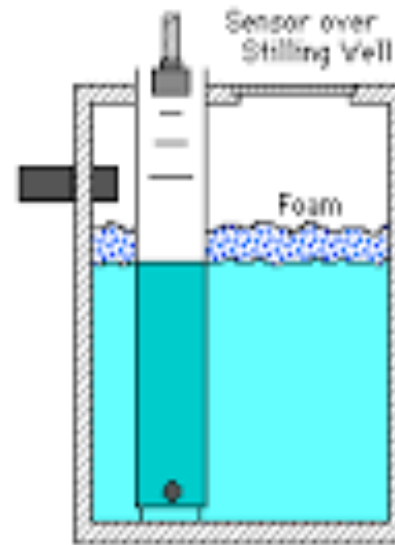
RADAR LEVEL CONTROL SYSTEM



Wet-Well



Horizontal and Spherical tanks



"PEOPLE who care, SOLUTIONS that work!"

Patrick Smith
2557 Center Rd.
Hinckley, Ohio 44233
Cell: 216-385-1395

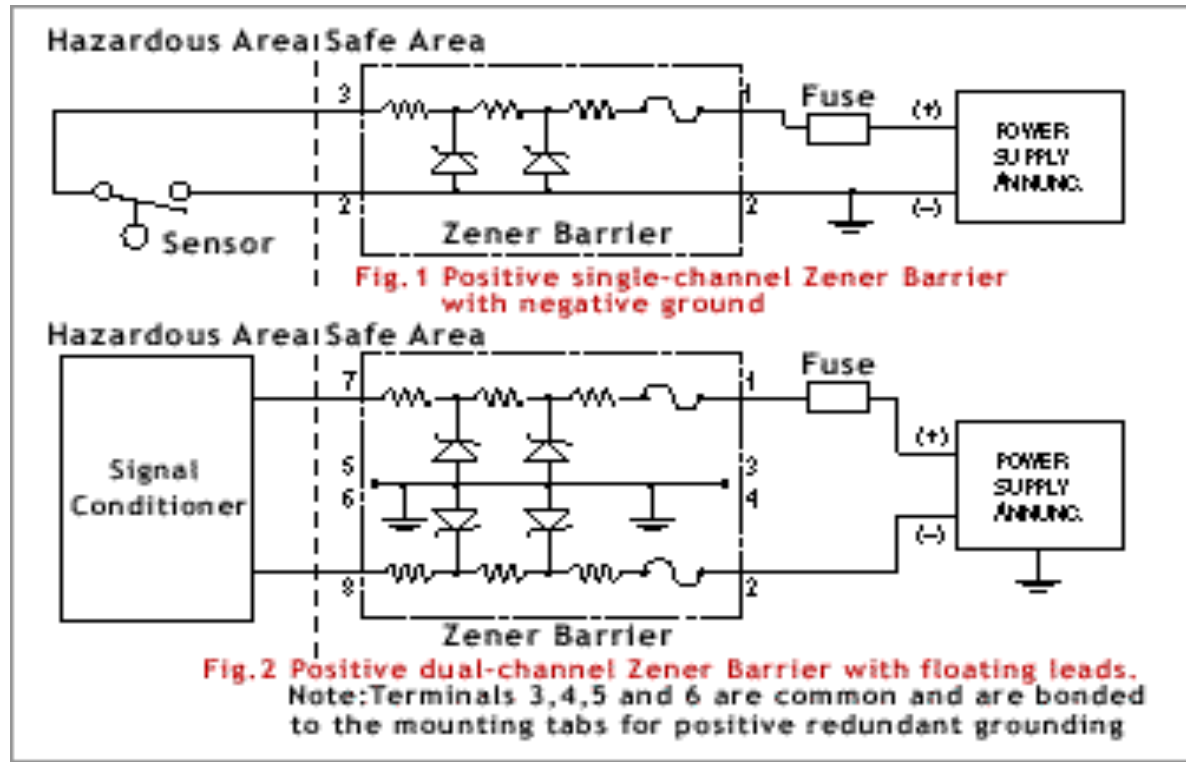
RADAR LEVEL TRANSDUCER



"PEOPLE who care, SOLUTIONS that work!"

Patrick Smith
2557 Center Rd.
Hinckley, Ohio 44233
Cell: 216-385-1395

INTRINSICALLY SAFE BARRIERS



"PEOPLE who care, SOLUTIONS that work!"

Patrick Smith
2557 Center Rd.
Hinckley, Ohio 44233
Cell: 216-385-1395

MAGNETIC FLOW METER



"PEOPLE who care, SOLUTIONS that work!"

Patrick Smith
2557 Center Rd.
Hinckley, Ohio 44233
Cell: 216-385-1395

Ultrasonic **Doppler flow meter** measures flows of liquids containing suspended particles or aerated liquids. The suspended particles must reflect ultrasonic energy. The **Doppler flow meter** operates by transmitting ultrasonic waves into the **flow** stream and measuring the frequency shift of the reflected wave.




"PEOPLE who care, SOLUTIONS that work!"

Patrick Smith
2557 Center Rd.
Hinckley, Ohio 44233
Cell: 216-385-1395

EXTERNAL CLAMP OF FLOW METER

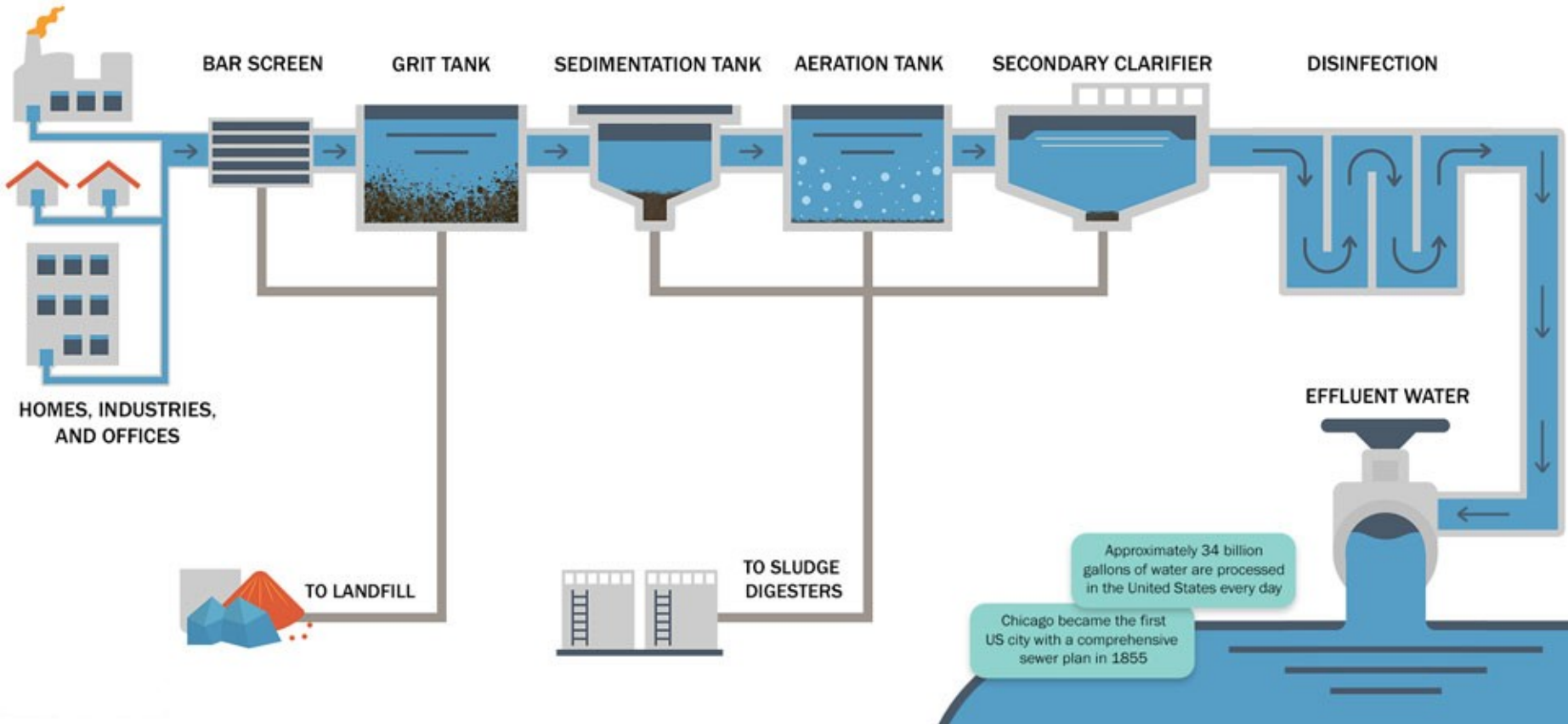
A properly outfitted clamp-on flow meter is suitable for most wastewater applications. It performs more accurately than a traditional mechanical meter and is often more cost-effective than an electromagnetic or inline ultrasonic meter.



"PEOPLE who care, SOLUTIONS that work!"

*Patrick Smith
2557 Center Rd.
Hinckley, Ohio 44233
Cell: 216-385-1395*

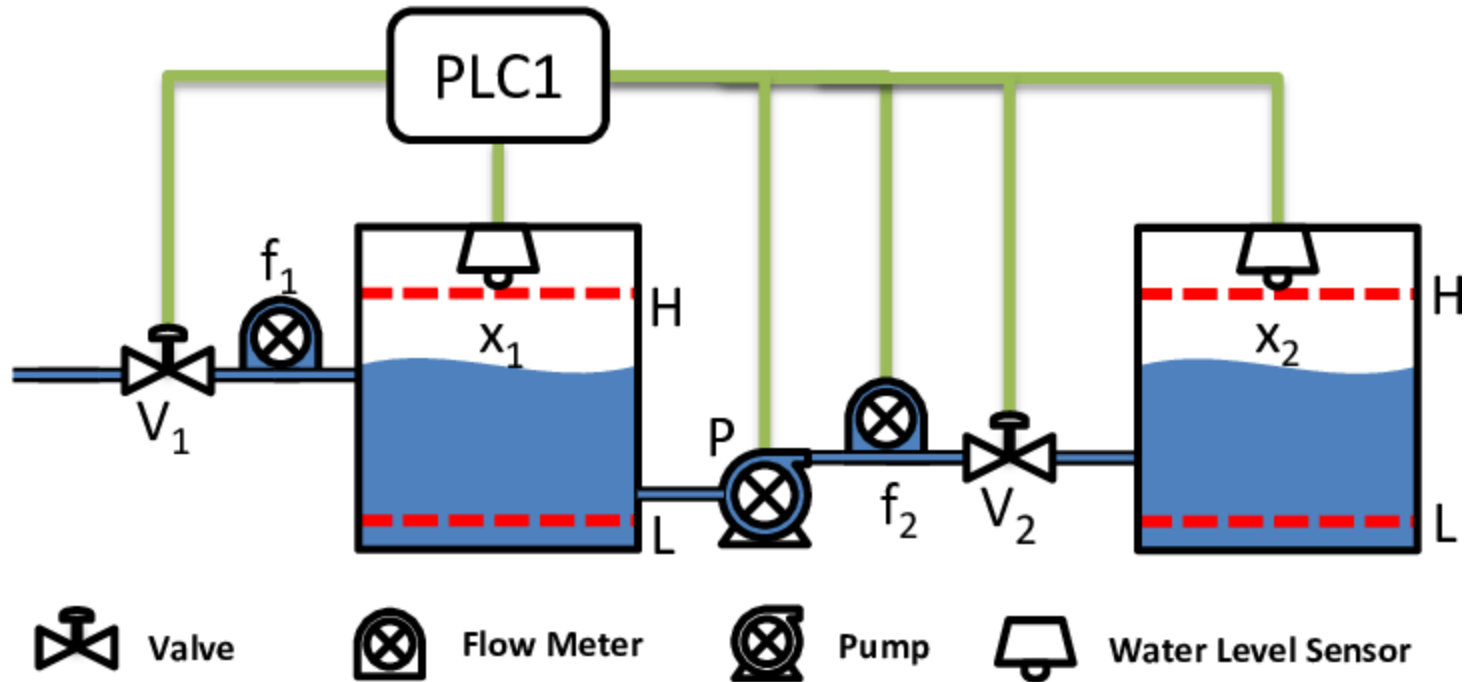
WASTEWATER TREATMENT PROCESS



"PEOPLE who care, SOLUTIONS that work!"

Patrick Smith
2557 Center Rd.
Hinckley, Ohio 44233
Cell: 216-385-1395

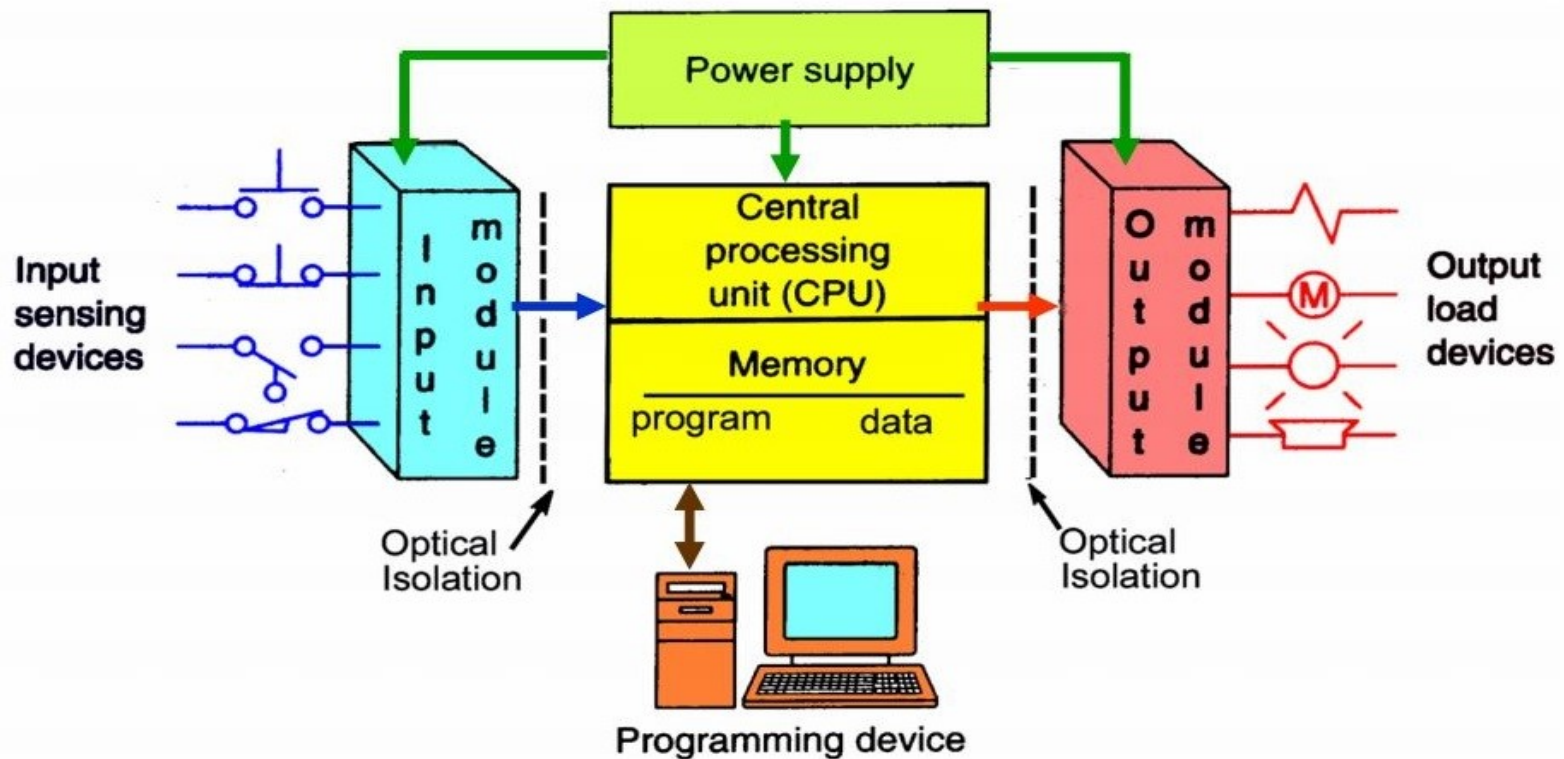
PROCESS CONTROL



"PEOPLE who care, SOLUTIONS that work!"

Patrick Smith
2557 Center Rd.
Hinckley, Ohio 44233
Cell: 216-385-1395

What are the Features of PLC Inputs and Outputs



"PEOPLE who care, SOLUTIONS that work!"

Patrick Smith
2557 Center Rd.
Hinckley, Ohio 44233
Cell: 216-385-1395



PLC and Touch Panels



"PEOPLE who care, SOLUTIONS that work!"

Patrick Smith
2557 Center Rd.
Hinckley, Ohio 44233
Cell: 216-385-1395

AUTOMATION & CONTROL



"PEOPLE who care, SOLUTIONS that work!"

*Patrick Smith
2557 Center Rd.
Hinckley, Ohio 44233
Cell: 216-385-1395*

Lowered plant energy and chemical use

Energy use is one of the highest costs at any wastewater treatment plant. Upgrades to traditional systems can lower these costs, but they don't solve the problems posed by a lack of data about plant equipment and processes. Automated treatment systems can reduce the total amount of energy and water treatment chemicals that a plant needs to use in day-to-day operations.

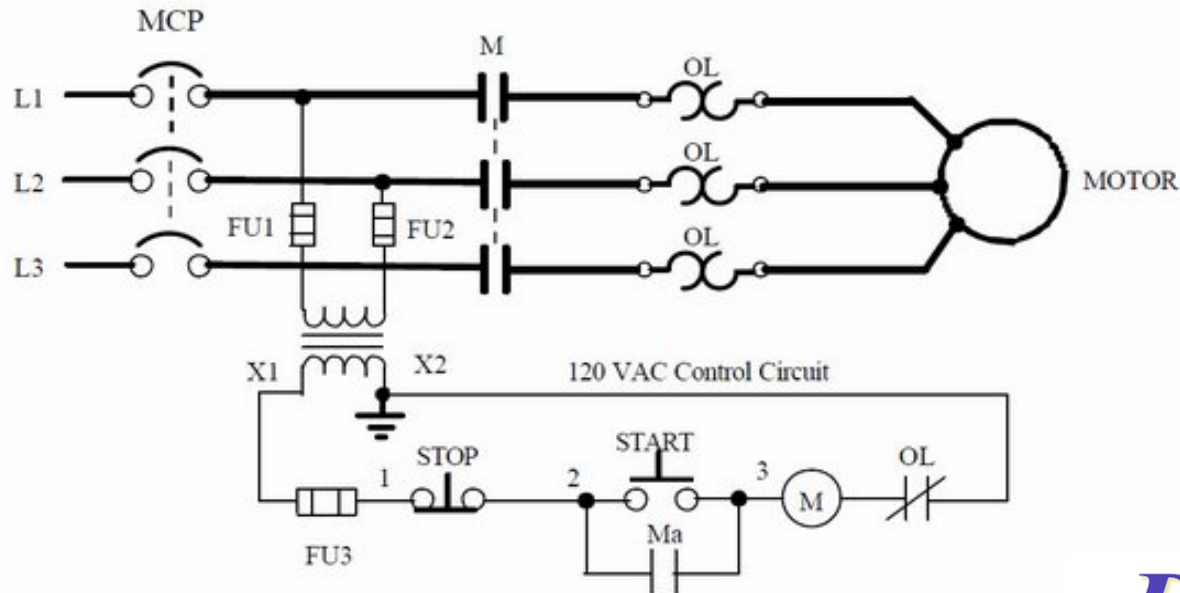


"PEOPLE who care, SOLUTIONS that work!"

*Patrick Smith
2557 Center Rd.
Hinckley, Ohio 44233
Cell: 216-385-1395*

PUMP MOTOR STARTER

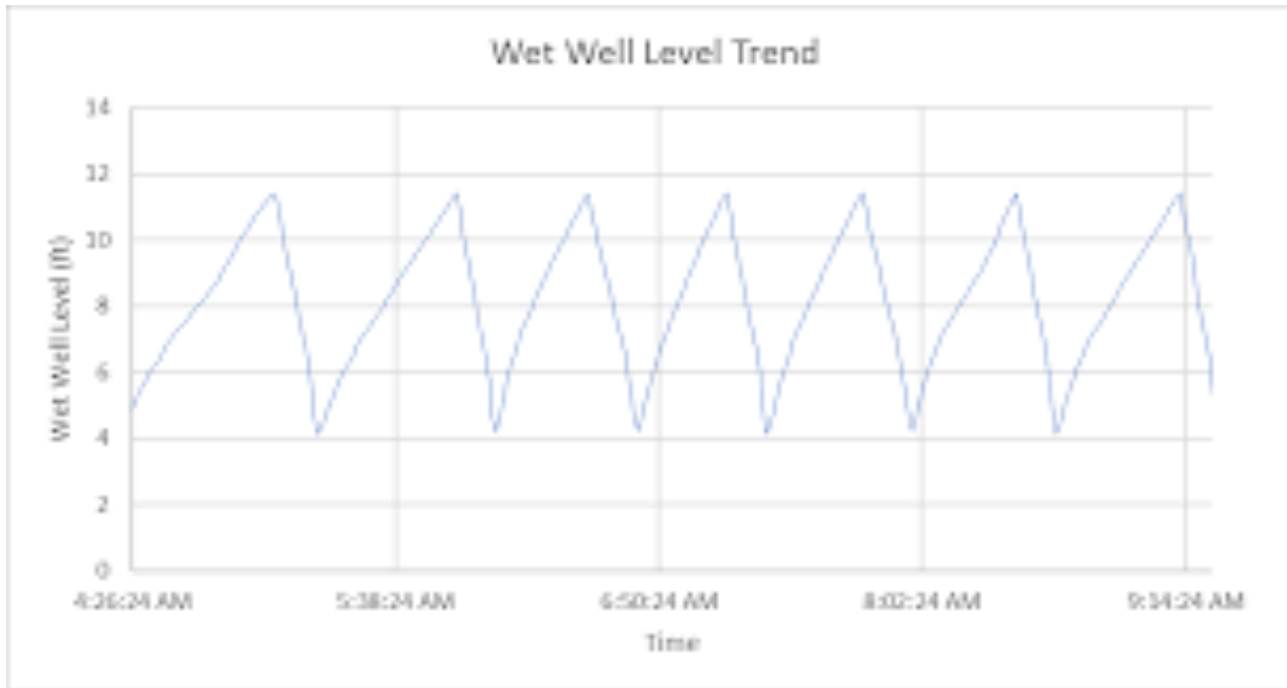
- What is a motor starter?



"PEOPLE who care, SOLUTIONS that work!"

Patrick Smith
2557 Center Rd.
Hinckley, Ohio 44233
Cell: 216-385-1395

PUMP DOWN CONTROLLER

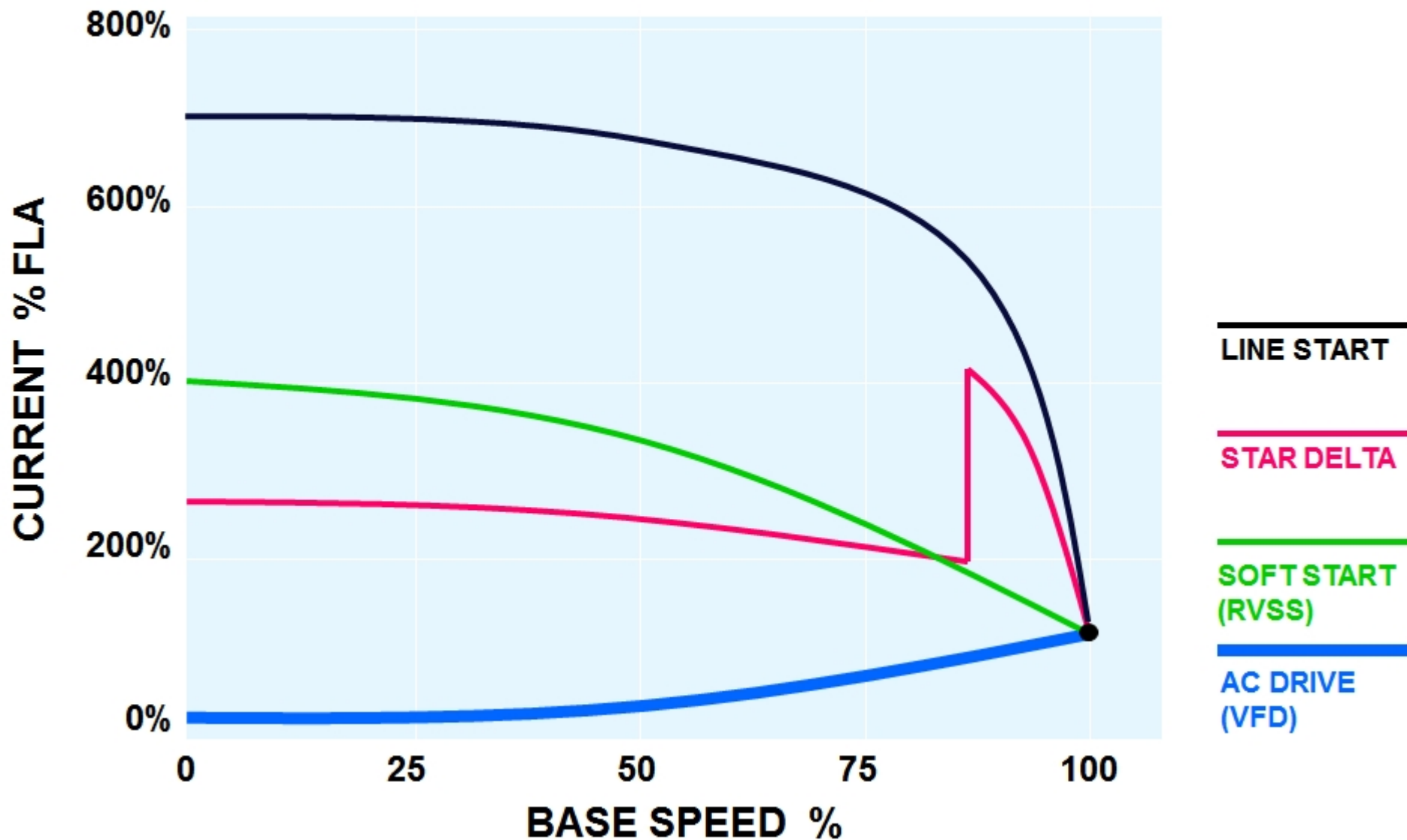


"PEOPLE who care, SOLUTIONS that work!"

Patrick Smith
2557 Center Rd.
Hinckley, Ohio 44233
Cell: 216-385-1395

AC MOTOR STARTING CURRENTS

Accelerating to full speed - variable torque load



100HP MOTOR - 125 FULL LOAD AMPS - 75 kW

700% X 125AMPS = 875AMPS PEAK DEMAND or 655kW

Electricity use is metered (and you are charged) in two ways by your utility: first, based on your total **consumption (kW/Hour)** in a given month, and second, your **peak demand**, based on the highest capacity you required during the given billing period.



"PEOPLE who care, SOLUTIONS that work!"

*Patrick Smith
2557 Center Rd.
Hinckley, Ohio 44233
Cell: 216-385-1395*

VFD BASICS



"PEOPLE who care, SOLUTIONS that work!"

Patrick Smith
 2557 Center Rd.
 Hinckley, Ohio 44233
 Cell: 216-385-1395

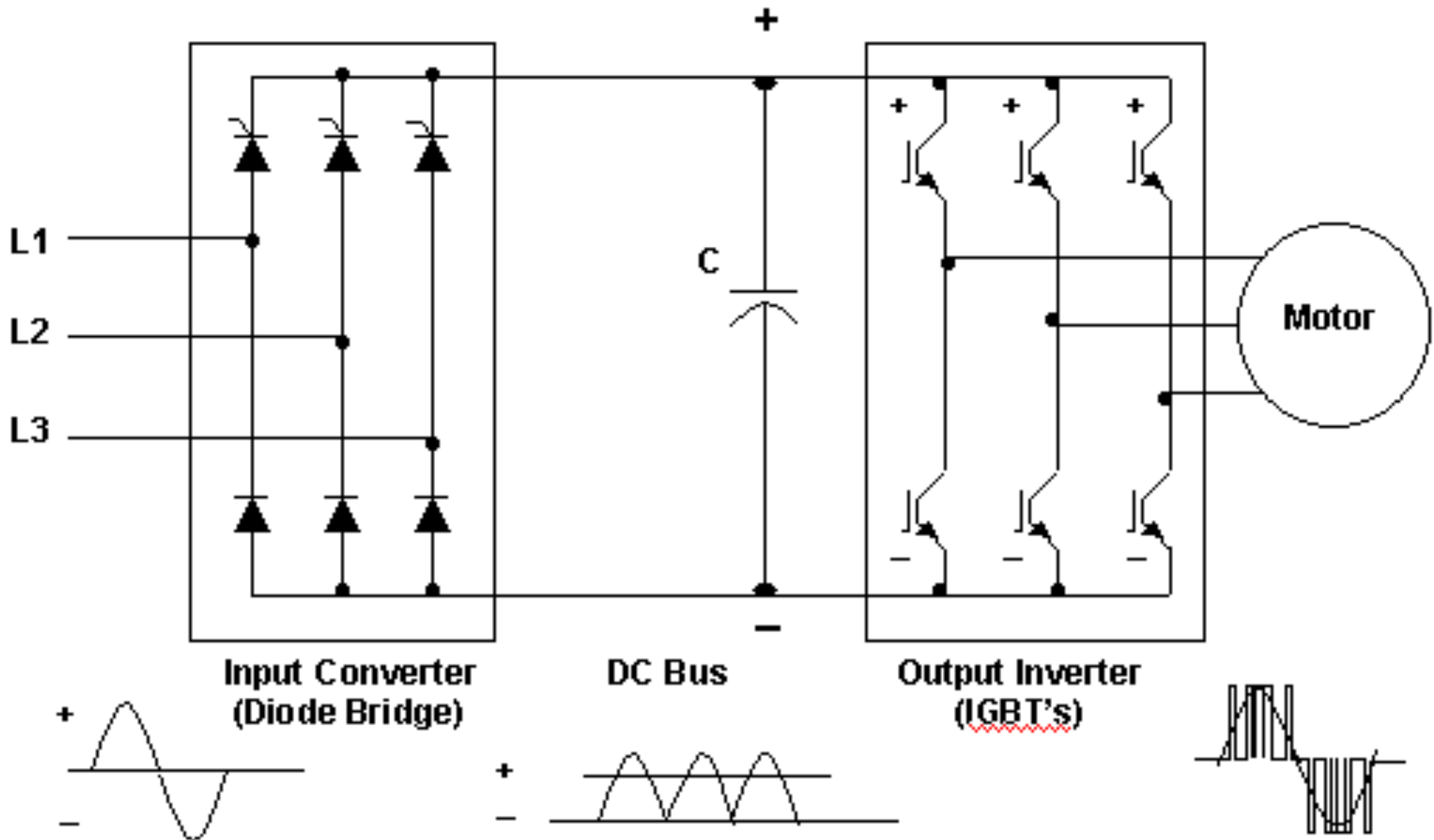
Variable Frequency Drives

- Power Source
- 208 VAC, 230VAC Single and Three Phase
- 460VAC Three Phase
- 2300VAC Three Phase
- 4160VAC Three Phase



"PEOPLE who care, SOLUTIONS that work!"

Power Diagram of VFD





Don't do it!

Tools & Safety Issues

... Don't take short cuts

- Always measure
- use good test leads and other tools
- know the power rating of the equipment
- be sure you use the right tool
- lock-out Tag-out
- know who's around the equipment
- inspect for broken parts before starting
- walk the equipment to insure your safety, the safety of others and the equipment.

Motors and Loads

- All VFDs spin motors of different voltages, and sizes
- Loads can be constant torque application or variable torque applications

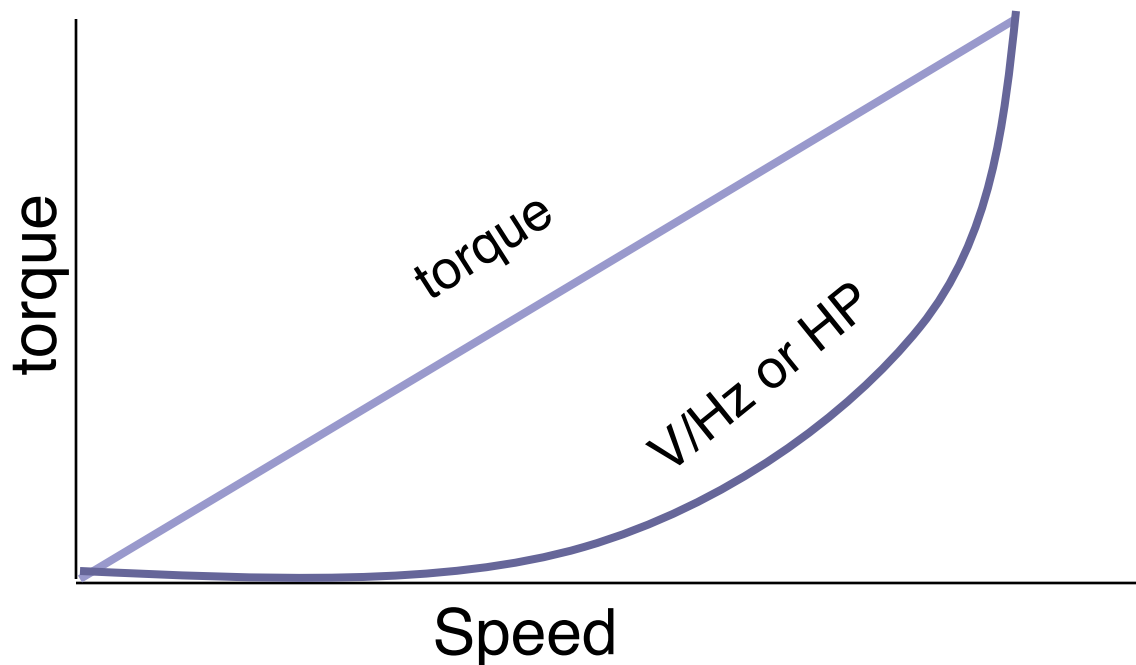


Variable torque

The Load

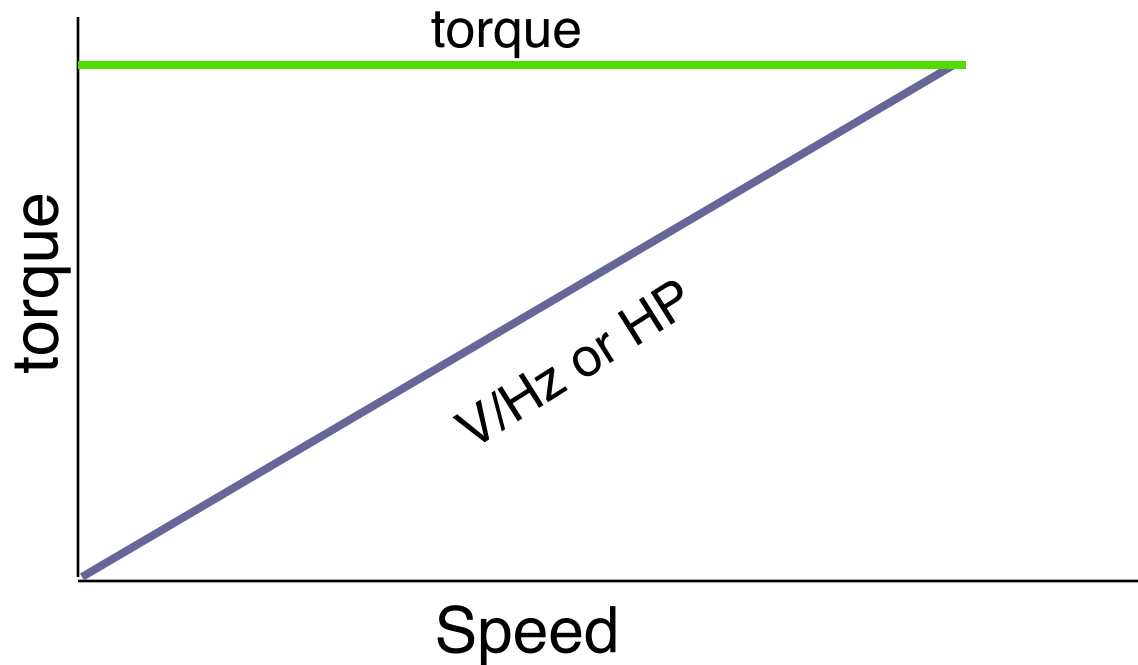
The Torque Varies by the Square of the speed

The HP Varies by the Cube of the speed



Constant torque

The Torque remains constant from a low speed to base speed



- The application is a 1800 RPM centrifugal pump. The pump requires a 100 horsepower motor.
- Payback on investment

100 HP Variable Frequency Drive	\$ 6,000.00
Input & output Reactors	\$ 1,000.00
Installation & Start-Up	\$ 2,400.00
Total	\$ 9,400.00
Savings per year operating at 90% speed	\$ 3,340.00
	\$ 6,681.00
Savings per year operating at 80% speed	




"PEOPLE who care, SOLUTIONS that work!"

Patrick Smith
2557 Center Rd.
Hinckley, Ohio 44233
Cell: 216-385-1395

GA800 Overview

Get Wired

- Standard I/O
 - DI (8), DO (4), AI(3), AO(2), STO
 - 24V Supply Output (150mA)
 - 24V Control Power Input
 - RS485 (Modbus RTU)
- Optional (same as 1000 series)
 - Additional Analog and Digital I/O
 - 120V DI
 - Encoder Feedback
 - Incremental
 - Absolute




YASKAWA

A variable frequency drive can be controlled by Digital and Analog Inputs. Drive status can be obtained by the VFDs relay, digital and analog outputs to and from a PLC.



Connect to any network



DeviceNet EtherNet/IP

EtherCAT

ETHERNET POWERLINK

CC-Link

CANopen

Modbus

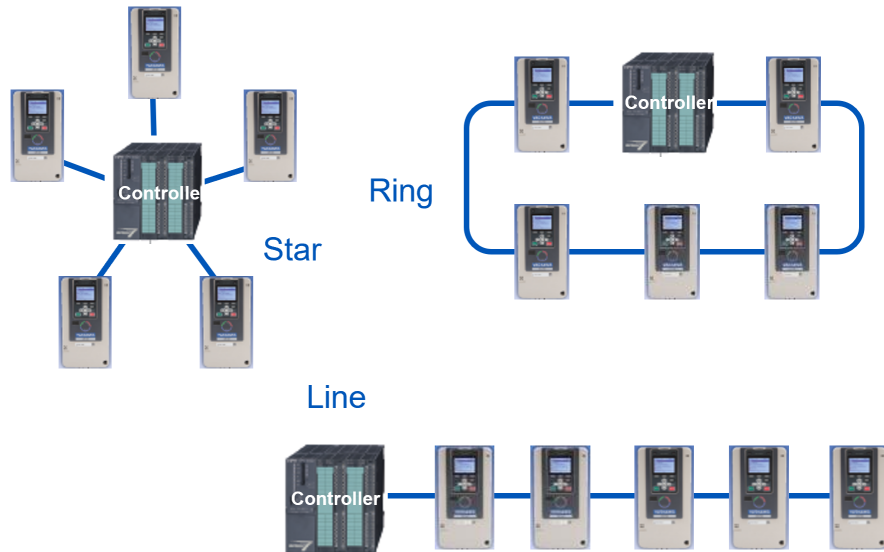
MECHATROLINK

PROFINET


PROFI

Today's VFDs are network compatible. All drive data is available on the network.

Connect in any topology



Single Node Multi-drive



Typical VFD network architectures.

VFD Packaged Considerations

- ENCLOSURE
- COOLING
- POWER DIST.
- DRIVE/STARTER
- CONTROL PWR.
- AUTOMATION
- HARMONICS
- DV/DT
- PROGRAM
- START-UP

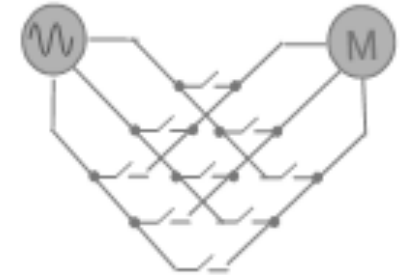


NEW EMERGING TECHNOLOGIES



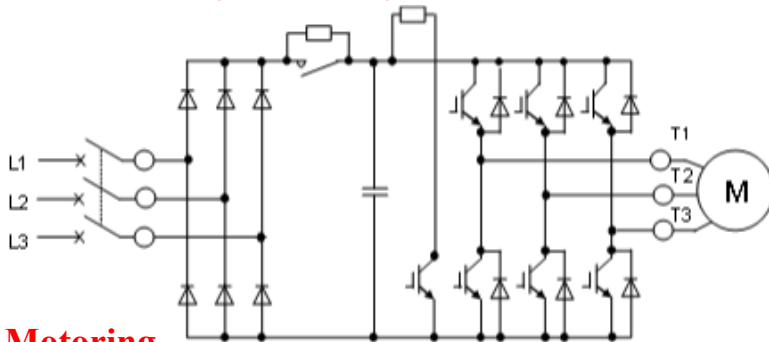
Matrix Theory

- The Matrix Drive creates precise control of voltage and frequency from 3ph AC power by connecting 9 bi-directional switches like a matrix.
- Differing from conventional drives, the Matrix Drive has no DC link circuit with diode and main capacitor, thus resulting higher efficiency.
- Typical harmonics associated with charging and discharging of DC link capacitors is not present with the Matrix drive.
- The Matrix Drive can return power during regeneration which can be re-used by loads connected to the same power source.



[9 bi-directional switches]

[Circuit configuration - general-purpose drive]



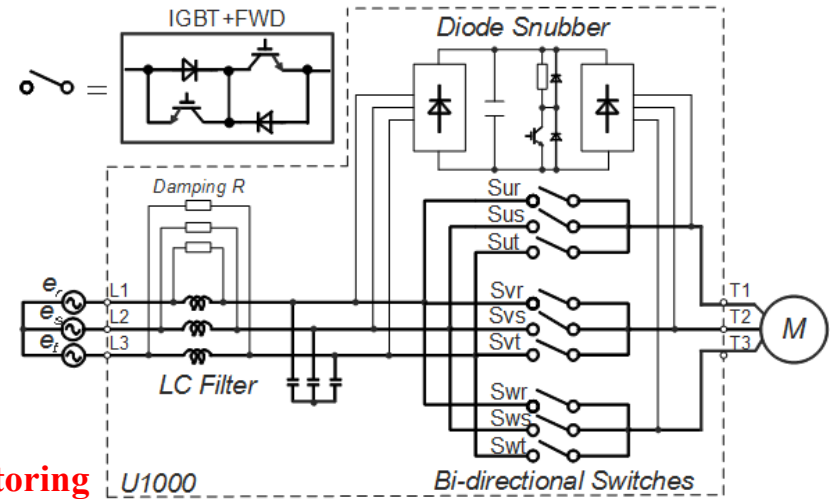
Motoring



Regenerating



[Circuit configuration – U1000 Matrix]



Motoring



Regenerating




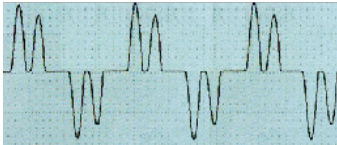
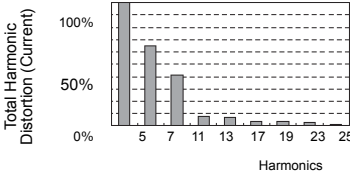
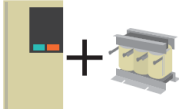
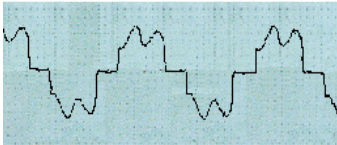
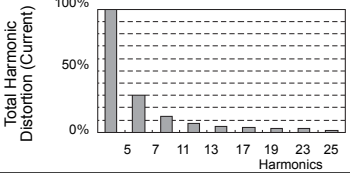

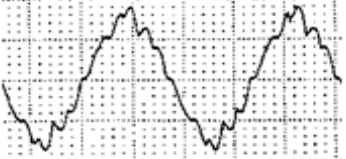
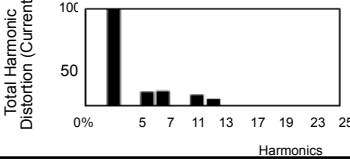

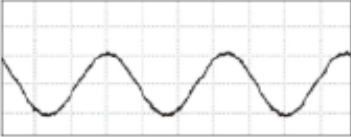
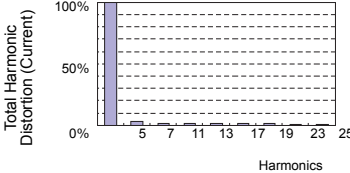

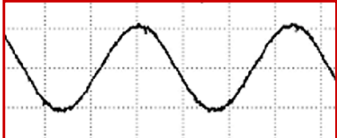
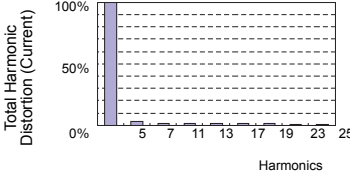
Comparison to Conventional Drives



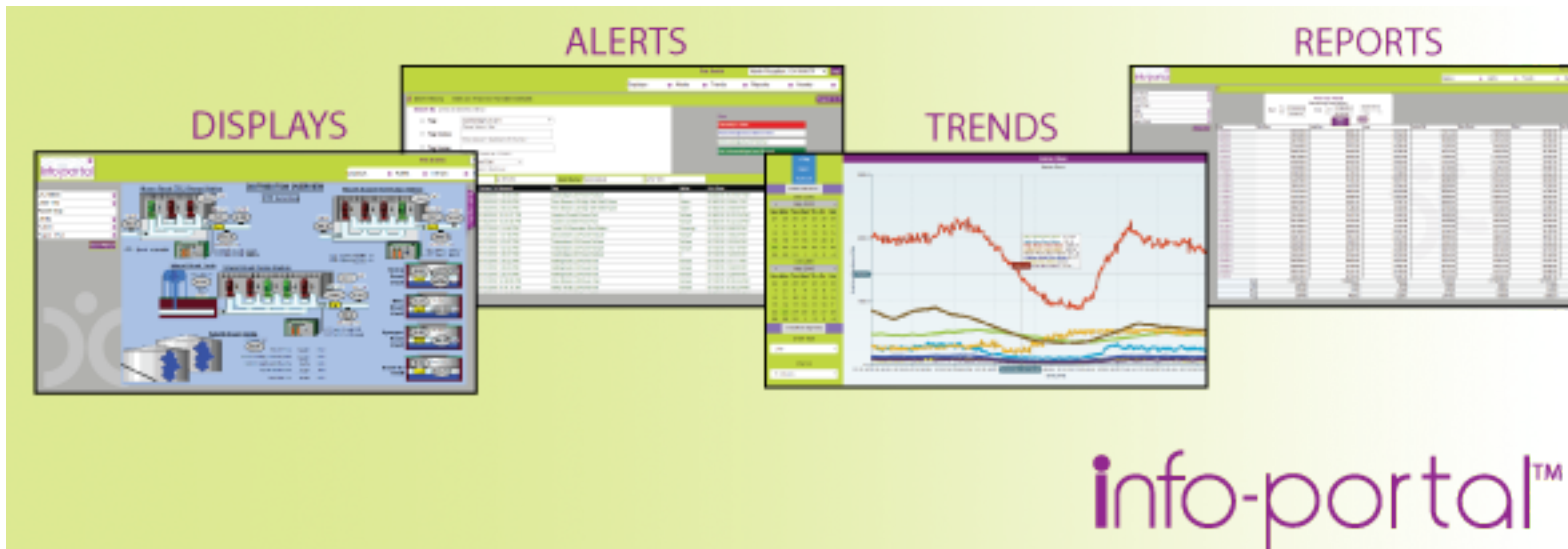
<p>MATRIX DRIVE</p>		<p>*****</p>	<p>*****</p>	<p>*****</p>	<p>*****</p>	<p>*****</p>
<p>Active Front End + General-Purpose Drive</p>		<p>*****</p>	<p>*****</p>	<p>***</p>	<p>*****</p>	<p>**</p>
<p>General-Purpose Drive</p>		<p>**</p>	<p>**</p>	<p>***</p>	<p>*</p>	<p>**</p>



Harmonic Performance Comparison

	Current Waveform	Current Spectrum	iTHD																		
 AC drive without reactor		 <table border="1"><caption>Approximate Current Spectrum Data for AC drive without reactor</caption><thead><tr><th>Harmonics</th><th>Total Harmonic Distortion (%)</th></tr></thead><tbody><tr><td>5</td><td>80</td></tr><tr><td>7</td><td>55</td></tr><tr><td>11</td><td>15</td></tr><tr><td>13</td><td>10</td></tr><tr><td>17</td><td>5</td></tr><tr><td>19</td><td>5</td></tr><tr><td>23</td><td>5</td></tr><tr><td>25</td><td>5</td></tr></tbody></table>	Harmonics	Total Harmonic Distortion (%)	5	80	7	55	11	15	13	10	17	5	19	5	23	5	25	5	~ 80%
Harmonics	Total Harmonic Distortion (%)																				
5	80																				
7	55																				
11	15																				
13	10																				
17	5																				
19	5																				
23	5																				
25	5																				
 AC drive with DC reactor		 <table border="1"><caption>Approximate Current Spectrum Data for AC drive with DC reactor</caption><thead><tr><th>Harmonics</th><th>Total Harmonic Distortion (%)</th></tr></thead><tbody><tr><td>5</td><td>25</td></tr><tr><td>7</td><td>10</td></tr><tr><td>11</td><td>5</td></tr><tr><td>13</td><td>5</td></tr><tr><td>17</td><td>5</td></tr><tr><td>19</td><td>5</td></tr><tr><td>23</td><td>5</td></tr><tr><td>25</td><td>5</td></tr></tbody></table>	Harmonics	Total Harmonic Distortion (%)	5	25	7	10	11	5	13	5	17	5	19	5	23	5	25	5	~ 40%
Harmonics	Total Harmonic Distortion (%)																				
5	25																				
7	10																				
11	5																				
13	5																				
17	5																				
19	5																				
23	5																				
25	5																				
 AC drive with multi-pulse		 <table border="1"><caption>Approximate Current Spectrum Data for AC drive with multi-pulse</caption><thead><tr><th>Harmonics</th><th>Total Harmonic Distortion (%)</th></tr></thead><tbody><tr><td>5</td><td>10</td></tr><tr><td>7</td><td>5</td></tr><tr><td>11</td><td>5</td></tr><tr><td>13</td><td>5</td></tr><tr><td>17</td><td>5</td></tr><tr><td>19</td><td>5</td></tr><tr><td>23</td><td>5</td></tr><tr><td>25</td><td>5</td></tr></tbody></table>	Harmonics	Total Harmonic Distortion (%)	5	10	7	5	11	5	13	5	17	5	19	5	23	5	25	5	6 - 12%
Harmonics	Total Harmonic Distortion (%)																				
5	10																				
7	5																				
11	5																				
13	5																				
17	5																				
19	5																				
23	5																				
25	5																				
 AC drive with AFE		 <table border="1"><caption>Approximate Current Spectrum Data for AC drive with AFE</caption><thead><tr><th>Harmonics</th><th>Total Harmonic Distortion (%)</th></tr></thead><tbody><tr><td>5</td><td>5</td></tr><tr><td>7</td><td>5</td></tr><tr><td>11</td><td>5</td></tr><tr><td>13</td><td>5</td></tr><tr><td>17</td><td>5</td></tr><tr><td>19</td><td>5</td></tr><tr><td>23</td><td>5</td></tr><tr><td>25</td><td>5</td></tr></tbody></table>	Harmonics	Total Harmonic Distortion (%)	5	5	7	5	11	5	13	5	17	5	19	5	23	5	25	5	≤ 5%
Harmonics	Total Harmonic Distortion (%)																				
5	5																				
7	5																				
11	5																				
13	5																				
17	5																				
19	5																				
23	5																				
25	5																				
 Matrix		 <table border="1"><caption>Approximate Current Spectrum Data for Matrix</caption><thead><tr><th>Harmonics</th><th>Total Harmonic Distortion (%)</th></tr></thead><tbody><tr><td>5</td><td>5</td></tr><tr><td>7</td><td>5</td></tr><tr><td>11</td><td>5</td></tr><tr><td>13</td><td>5</td></tr><tr><td>17</td><td>5</td></tr><tr><td>19</td><td>5</td></tr><tr><td>23</td><td>5</td></tr><tr><td>25</td><td>5</td></tr></tbody></table>	Harmonics	Total Harmonic Distortion (%)	5	5	7	5	11	5	13	5	17	5	19	5	23	5	25	5	≤ 5%
Harmonics	Total Harmonic Distortion (%)																				
5	5																				
7	5																				
11	5																				
13	5																				
17	5																				
19	5																				
23	5																				
25	5																				

Cloud Based Monitoring Systems

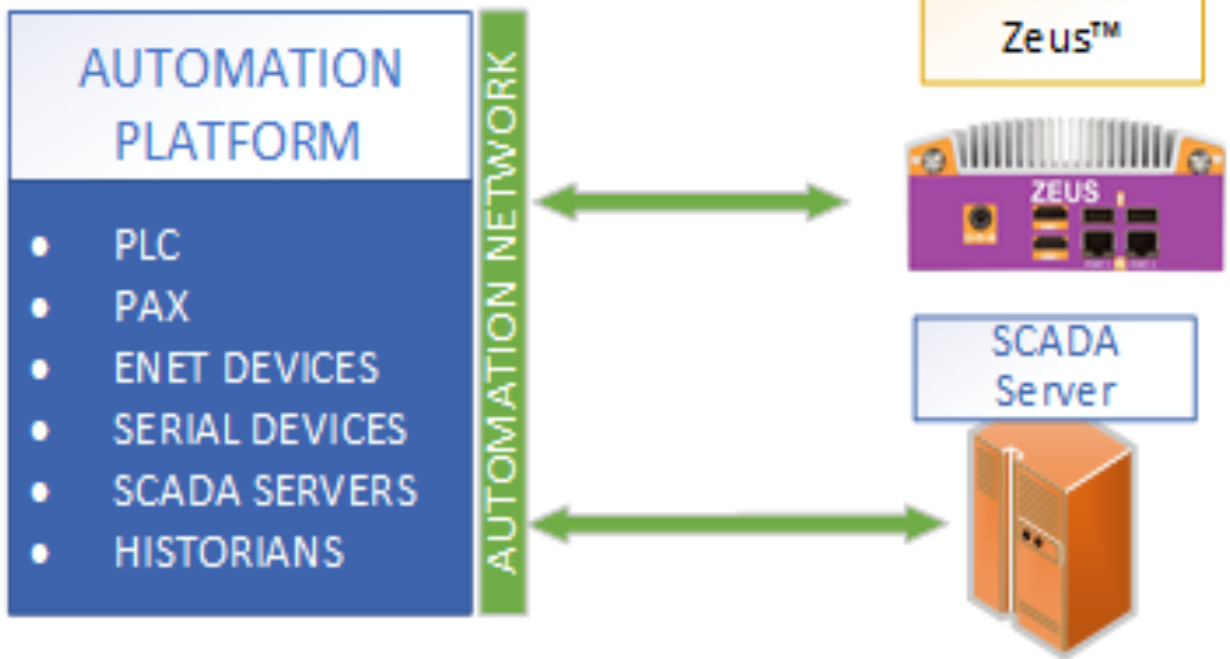


"PEOPLE who care, SOLUTIONS that work!"

Patrick Smith
2557 Center Rd.
Hinckley, Ohio 44233
Cell: 216-385-1395

Cell Phones and Tablets

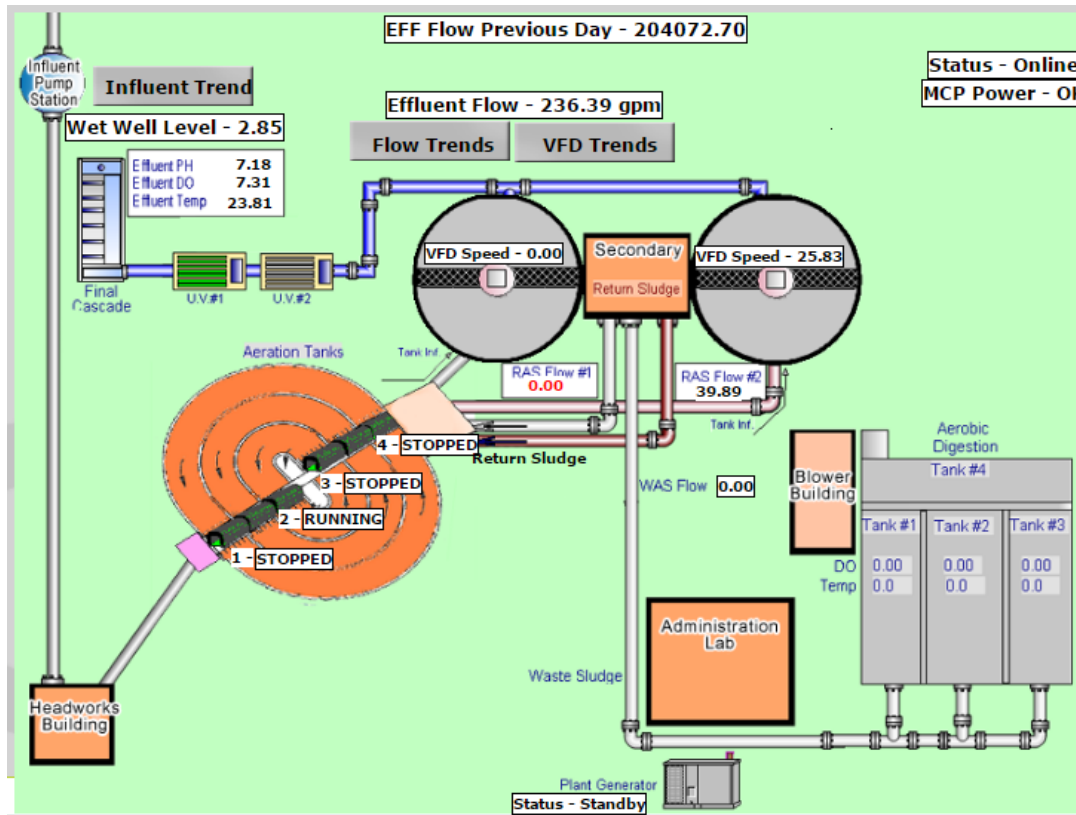





"PEOPLE who care, SOLUTIONS that work!"

Patrick Smith
2557 Center Rd.
Hinckley, Ohio 44233
Cell: 216-385-1395

Virtual Touch Screen



Process Control Questions and Comments? Thank you!



"PEOPLE who care, SOLUTIONS that work!"

Patrick Smith
2557 Center Rd.
Hinckley, Ohio 44233
Cell: 216-385-1395