

Port Norfolk Yacht Club
Meeting Minutes – Monthly
November 26, 2024

Meeting called to order by: **K Clifford** at **7:00** PM

Pledge of Allegiance and moment of silence: **Done**

Board Roll Call: (see attendance sheet) **Done – Quorum present**

New Members: **No new regular members**

Recording Secretary Reading of the prior meeting Minutes: No request to read Accepted

Treasurer's Report Q1 vs Prior Year and Full Yr 2023 (Frank Hogan): **See attached 4-page report**

MTA made by: **J Piasecki** 2nd: **B Costello** Result: **Accepted**

Financial Secretary's Report (Barbra Hogan):

| | 2024 | 11/26/2024 |
|---|------|---------------|
| MONTH | | Nov-24 |
| TOTAL DEPOSITS FOR THE MONTH (OPERATIONS) | | \$ 10,060.90 |
| YEAR TO DATE DEPOSITS | | \$ 421,834.10 |
| YEAR TO DATE BILLING FROM OPERATIONS | | \$ 368,644.23 |
| A/R AS OF MONTH CUTOFF | | \$ 22,042.55 |
| A/R OVER 60 | | \$ 7,790.20 |
| YTD CAN RETURNS | | \$ 75.00 |
| YTD HALL RENTALS | | \$ 6,150.00 |
| ICE | | \$ 1,586.00 |
| ATM | | \$ 524.00 |

• MTA made by: **J Piasecki** 2nd: **B Costello** Result: **Accepted**

Committee Reports :

- Communications and Bills: Received Liquor License Renewal Form; Received a generic reminder letter regarding fire escape/deck/balcony 5 year inspections; contract for pumpout reimbursement for 2025
- Auditing: Barry Greene - No Report, but owes an update on ad book from Q3 mtg
- Bar: Brad Rigby Fine. Fridays & Saturdays have been very slow since marina closed
- Crane & Equipment: Ed St George - No Report
- Dredging: Jim Maloney No Report
- Electrical: Tom Joyce: (See old business)
- Entertainment: Kathleen Ellis: No Report
- Environmental & NRWA: John McConville - Progressive
- Mass Bay Yacht Club Association: K Carson - No Report
- Fleet Captain & Boat Insurance : Walter Sprague - No Report
- Floats & Float Repair: P1 Ricky Savicke : No Report P2 Z Grady: No Report
- Grounds: M Hannigan No Report
- Hall Rentals: M Peltier No Report
- HVAC: B Costello Progressive
- Ice & Pump-Out: W O'Donnell Progressive
- Labor Control: Mike Rooney (see the hours posted on board in members lounge)
- Launch and Haul: D Baker & J Piasecki; Hauls complete; 2025 Launch dates being booked with Continental & ECM
- Lockers & Waste Oil: Gary White No Report
- Marina: D Baker Progressive
- Membership Committee: Andy Polin No Report
- Planning Board: Teddy Ahern Progressive
- Security: Chris Papadopoulos No Report
- Water: Joe Queally No Report
- WiFi: T Ockerby No Report

Old / Unfinished Business:

None

New Business:

Discussed electrical system with electrical team member Matt Mahoney:

- Reviewed 3 potential plans put forward by J Piasecki (attached) and provided info regarding overall approach, cable cost & availability, and additional options including going to 50 amp service and code compliance considerations when doing the project
- Board requested that the Electrical Team meet and prepare a recommendation and budget for the December monthly meeting

Discussed pier rebuild next steps with rebuild team members Ahern, Brosseau, and Wells:

- Pier rebuild team member Dennis Kulesza could not attend the meeting, but provided his input via email to the board and both electrical & rebuild team members. Stressed the urgency to get the electrical system fixed including seeking outside design help if needed.
- Aside from the topside decking, the Pier I floats taken out don't look very bad at first glance; Floats boxes and visible framing appear fine, but will have to take all of the decking off to determine what will be needed for the rebuild including how to "protect" electrical and plumbing systems.
- Board requested that the Rebuild team meet and present a plan to the board at the December meeting

Since the next scheduled meeting falls on Dec 24th, it was rescheduled to Dec 17th. Will have to notify the Port Norfolk Civic Association that the hall will not be available

We have title for Empty Pockets (Orson Hodge boat). Need to come up with a removal plan

- Clean it up and give it away to make space in the yard for boat owner members.

Good of the Club:

- None

Motion to adjourn:

- Motion made by: **J Piasecki** ; 2nd: **W O'Donnell** Result: **Accepted**
- Adjourned at **8 PM**

Executive Session: YES

PNYC BOARD OF TRUSTEES ATTENDANCE 2024**DATE: 11/26/2024**

Quarterly & Regular Monthly Mtgs

| NAME | POSITION | PRESENT | EXCUSED | ABSENT |
|---------------------|---------------------|-----------------------|----------------|---------------|
| KEN CLIFFORD | COMMODORE | 1 | | |
| DON BAKER | VICE-COMMODE | 1 | | |
| WARREN O'DONNELL | REAR COMMODORE | 1 | | |
| FRANK HOGAN | TREASURER | | 1 | |
| BARBARA HOGAN | FINANCIAL SECRETARY | 1 | | |
| JIM PIASECKI | RECORDING SECRETARY | 1 | | |
| RON BROUSSEAU | TRUSTEE '23 AND '24 | 1 | | |
| BRIAN COSTELLO JR | TRUSTEE '23 AND '24 | 1 | | |
| MICHAEL ROONEY | TRUSTEE '23 AND '24 | | 1 | |
| TEDDY AHERN | TRUSTEE '24 AND '25 | 1 | | |
| JOHN MCCONVILLE | TRUSTEE '24 AND '25 | 1 | | |
| BRIAN WHITE | TRUSTEE '24 AND '25 | 1 | | |
| | | 10 | 2 | 0 |
| Present | 10 | | | |
| Needed for QUORUM = | 7 | Quorum Present | | |

**Port Norfolk Yacht Club
Cash Flows Summary
October 31, 2024 and 2023**

| | Actual YTD 2024 | Actual YTD 2023 | Total Actual 2023 |
|---|--------------------|--------------------|----------------------|
| Beginning Cash -All Accounts Jan 1st | \$ 331,971 | \$ 277,846 | \$ 277,846 |
| Revenues | | | |
| Dredging receipts | 123,144 | 130,097 | 140,311 |
| Dues/ Services/ Misc | 210,850 | 244,366 | 262,490 |
| Lockers/ Social Activity/ Misc | 98,048 | 67,867 | 74,715 |
| Net Tiki/ Bar (after direct costs) | 24,454 | 17,824 | 25,367 |
| Total Cash Receipts | \$456,496 | 460,153 | \$502,883 |
| Expenses | | | |
| Operating (RE Tax, Utilities, Ins., Steward) | 155,730 | 160,813 | 174,737 |
| Office & Administrative | 16,354 | 13,836 | 15,258 |
| Social Activity- Events | 34,728 | 17,663 | 20,968 |
| Repair & Maintenance Spending | 16,040 | 86,714 | 87,646 |
| Sub-total Cash Expenses | 222,853 | 279,025 | 298,609 |
| Mortgages (fees/int/princ) | 125,125 | 125,125 | 150,150 |
| Total Cash Disbursements | \$347,978 | 404,150 | \$448,759 |
| Net Cash Increase/ (Decrease) | \$ 108,518 | 56,003 | \$ 54,124 |
| Ending Cash -All Accounts October 31st | \$ 440,489 | 333,849 | \$ 331,971 |

Bank Accounts

| | |
|---|-------------------|
| 101 9035 Santander Bank - Operating Account | - |
| 102 1503 Heritage - Eagle Bank | 36,526 |
| 106 8800 Metro CU - Bar Business | 7,543 |
| 108 Banks for Bar Registers | 300 |
| 109 3974 Cash Checking Bar Acct | - |
| 111 Eagle Premium MM 1318 | 25,120 |
| 112 1078 Pier Repair Account | - |
| 114 8432 Dredging-Sovereign Money Market | - |
| Undeposited funds | 0 |
| Available in Bank Accounts | \$ 69,489 |
| 117 Certificates of Deposit | 371,000 |
| Ending Cash Balance | \$ 440,489 |

Cash Flow - comments

Receipts lower due to lower new members -- 2 vs 16 last year

Dredge = \$12,600, Dues etc = \$29,400

Expenditures lower as last year includes Hall Reno & Pumpout of approx \$65,000

Matures Dec 20th for \$376,945

The total interest from CD's & MM will be at least \$17,250, less taxes of \$3,203- net \$14,047
Can not quantify club labor or donated materials.

Mortgage Info: Bal Due \$ 648,332 -----Payoff 663,868 Finish = Aug 2029

Payments are scheduled at \$12,512/ mo or \$150,150 per year until Aug, 2029

The Interest Rate Change Date is Dec 2026....Final Payment due Nov 2031

Contact Frank Hogan with questions at fthbmh316@gmail.com or 781-843-9643

See the following pages for disbursement details.

Important Cash Decissions due by December

The club cash position by year end is still projected to be around \$425,000

Existing obligations/ appropriations are approx \$27,500

Cost to address pier electrical will be a priority.

Pier decking repairs should be manageable.

Excess should be used on the motgage since as rates are less than mortgage interest

Port Norfolk Yacht Club
Expenses by Vendor Summary
January - October, 2024

| | Total | |
|---|-----------------|-------------------------|
| | Jan - Oct, 2024 | Jan - Oct, 2023 (PY) |
| Utilities | | |
| Boston Water and Sewer | 4,867 | 3,867 |
| Comcast | 3,975 | 4,557 |
| Eversource | 21,117 | 22,640 |
| National Grid | 1,961 | 2,088 |
| Northeast Recycling | 4,896 | 5,260 |
| Insurance | | |
| Atlantic Charter Ins Comp | 1,179 | 113 |
| Cavanaugh Insurance | | 33,447 |
| Inact Insurance | 32,839 | |
| Mount Vernon Fire Insurance Co | 4,433 | 3,571 |
| Philadelphia Insurance Co | 8,583 | 5,469 |
| House Mortgage, Taxes, maintenance | | |
| ATCO Supply Co | 1,161 | 1,229 |
| City of Boston -Liq Lic & Assmb Prmt | 250 | 250 |
| City of Boston Real Estate | 58,096 | 56,133 |
| Eagle Bank Loan | 125,125 | 125,125 |
| GoDaddy.com | 217 | 204 |
| Gorham Fire | | 479 |
| Inspectional Service Dept | 185 | 185 |
| Joyce and Gendreau Jewelers | 331 | 50 |
| MBYCA | 1,127 | 1,175 |
| Miscellaneous | 4,863 | 367 |
| Prestige Flag | 242 | 1,365 |
| Richard C Tulimieri Jr | 10,625 | 10,400 |
| Tolman Mfg. & Supply Co. | 102 | 1 |
| Admin, Godwill, etc, | | |
| Adobe Inc | 127 | |
| CliftonLarsonAllen LLP | | 3,019 |
| Commonwealth of Mass | 34 | -9,084 |
| Constant Contact | 244 | 225 |
| Deluxe for Business | 321 | 510 |
| DocuSign | 319 | 319 |
| Eagle Bank | 30 | 28 |
| Erin M Keller | 250 | |
| Liberty Printing Co., Inc. | 825 | 785 |
| Lopez the Florist | 691 | 119 |
| Metro CU | 5 | |
| Nash CPA's LLC | 2,000 | |
| QuickBooks Online | 1,120 | 1,025 |
| QuickBooks Payments | 3,242 | 3,144 |
| Saint Jude Fund | | 250 |
| Santander Bank | 332 | 340 |
| SCI Global Inc. | 320 | 1,520 |
| Staples | 28 | 54 |
| The Boston Home | 250 | |

Port Norfolk Yacht Club

Expenses by Vendor Summary

January - October, 2024

| | Total | |
|-----------------------------------|-----------------|-------------------------|
| | Jan - Oct, 2024 | Jan - Oct, 2023 (PY) |
| US Treasury | 2,177 | |
| USPS | 189 | 256 |
| VENMO - Eagle 1503 | 85 | |
| VistaPrint | 108 | |
| Not Specified | 3,373 | 2,887 |
| Repair & Maintenance | | |
| 2023 Reno & Pumpout | 0 | 37,573 |
| Bert's Electric Supply | 906 | 2,499 |
| Ronan953 | 5,264 | 26,219 |
| Ace Hardware | 702 | |
| Amazon | 1,277 | 873 |
| American Muscle Docks | 284 | |
| Andrews Painting, Inc | | 471 |
| Atlantic Coast Tug and Marine LLC | | 22,431 |
| ATS Acoustics | | 2,549 |
| Aubuchon Hardware | | 117 |
| Best Buy | | 1,456 |
| Blue Hill Power Equipment | | 128 |
| Braintree Lumber | 334 | |
| Continental Marine Services | 270 | |
| Drive In Paint Mart | 63 | |
| East Coast Marine Services | | 530 |
| Etrailer.com | 339 | |
| Harbor Freight | 112 | 69 |
| Home Depot | 761 | 1,033 |
| Home Electrical LLC | 540 | |
| Karas & Karas Glass Co., Inc | | 253 |
| Karen Castro Florist | 303 | |
| Koopman | 957 | |
| Lowe's | 33 | |
| Remarkable Cleanouts | | 106 |
| Tractor Supply Co | | 270 |
| Wayfair | | 1,690 |
| Andy Polin - Reimb | | 695 |
| Atha Haberis- Reimb | 73 | |
| Barry Greene - reimb | 737 | |
| Bob Savicke - reimb | 51 | |
| Bradford Rigby-Reimb | | 363 |
| Brian Saravelas Riemb | | 178 |
| Dave Gendreau - reimburse | 136 | |
| David Gallagher reimburse | 155 | |
| Don Baker- Reimb | 80 | 1,131 |
| El Casey- Reimb | 515 | |
| Gene Irwin - reimburse | | 7 |
| Jim Piasecki- Reimb | 62 | 359 |
| Joe Queally- riemb | 877 | 1,067 |

Port Norfolk Yacht Club
Expenses by Vendor Summary
January - October, 2024

| | Total | |
|--------------------------------|------------------------|---------------------------------|
| | Jan - Oct, 2024 | Jan - Oct, 2023 (PY) |
| John McManus- Reimb | 692 | 1,005 |
| Kathleen Ellis- Reimb | 197 | 739 |
| Ken Clifford- Reimb | 996 | 149 |
| Kevin Bligh - reimb | | 882 |
| Kris Creighton -reimburs | 1,594 | 600 |
| Larry Pacino reimb | 475 | |
| Patrick McDonough- Reimb | 236 | 69 |
| Shawn Cummings- Reimb | | 703 |
| Steve Wells reimb | 446 | |
| Ted Ahern - reimb | 1,050 | 300 |
| Walter Sprague Reimb | | 274 |
| Will Shalit - reimburse | 332 | 1,401 |
| Bar & Entertainment | | |
| Liquor & Wine purchases | 8,794 | 6,099 |
| A A Busch | 9,702 | 8,583 |
| Burke Distributing Corp | 4,907 | 4,964 |
| Anthony Columbus Catering | 3,777 | 5,282 |
| BIG Y | 288 | 531 |
| BJ's | 1,152 | 1,377 |
| Costco Wholesale | 17 | 68 |
| Dollar Tree | 105 | 19 |
| Dunkin Donuts | | 44 |
| Etsy | 2,347 | |
| Hottsmoke | | 1,488 |
| Jimmy Coyne Promotions | 6,913 | 3,931 |
| Lambert's Market | 487 | 171 |
| Lenox-Martell | | 40 |
| Market Basket | 102 | 111 |
| Mass DOR-bar account | 4,517 | 3,631 |
| Ocean State | 34 | 46 |
| Printmaster | 1,501 | |
| Restaurant Depot | 255 | 544 |
| Roche Brothers | 11 | |
| Shaws | 1,998 | 1,294 |
| Stop & Shop | 495 | 326 |
| Super Flash T-Shirts | | 780 |
| Venezia Rest | 8,830 | |
| Walmart | 733 | 18 |
| Windy City Pizza | 256 | 584 |
| Bartenders | 7,970 | 8,798 |
| TOTAL | \$ 388,283 | \$ 440,290 |

AS - IS
Schematic for Electrical Cable and Connectors As-Is

| B-Leg | | A-Leg | | | | C-Leg | |
|--|-----|--|-----|-------|-------|--------------------|-----------|
| Connectors | | T-FLOAT | | | | Connectors | |
| 1 | | Assigned to: | # | Width | # | Assigned to: | 1 |
| | | William DiNatale | 154 | 32 | 153 | James Maloney | |
| | | Mike Rooney | 152 | | 151 | Bruce Desmarais | |
| | | James Ochs | 150 | 32 | 149 | Scott McEachern | |
| 1 | | Stephen White | 148 | | 147 | Dennis Kulesza | |
| | | James Salemis | 146 | 32 | 145 | Joe Queally | 1 |
| | | Phil Skrabut | 144 | | 143 | Brad Rigby | |
| | | Atha Habaris | 142 | 30 | 141 | Ted Ahern | |
| 1 | | Mid-slip connection | | | | | 1 |
| | | Brian T Costello | 140 | | 139 | Kenneth Taylor | |
| | | John McManus | 138 | 30 | 137 | Ken Carson | |
| | | Tom Joyce | 136 | | 135 | Steve Wells | |
| 1 | | Kathleen Ellis | 134 | 30 | 133 | Brian Norton | |
| | | Mid-slip connection | | | | | 1 |
| | | Tom Kain | 132 | | 131 | Walter Sprague | |
| | | Patrick Madigan | 130 | 30 | 129 | Mark McNicholas | |
| 1 | | Richard Savicke | 128 | | 127 | Chris Papadopolis | |
| | | A-Leg Service Ends | | | | | 1 |
| | | Eric Forsyth | 126 | 30 | 125 | Ken Clifford | |
| | | Gary Cormier | 124 | | 123 | Eddie St George | |
| 1 | | Andy Polin | 122 | 28 | 121 | Peter Kalemkerides | |
| | | Gordon Smith | 120 | | 119 | Tom Okerby | |
| | | 1 | | | | | 1 |
| | | Brian Toland | 118 | 26 | 117 | Barbara Hogan | |
| 1 | | Joseph Abrams | 116 | | 115 | Ron Brousseau | |
| | | Scott Coutts | 114 | 26 | 113 | Dan Farina | |
| | | Packy McDonough | 112 | | 111 | Mike Boyle | |
| | | 1 | | | | | 1 |
| 1 | | Henry Hong | 110 | 24 | 109 | Jim Piasecki | |
| | | Gary White | 108 | | 107 | Paul Lynch | |
| | | Mark Hannigan | 106 | 22 | 105 | Larry Pacino | |
| | | Peter Collins | 104 | | 103 | Pat Calnan | |
| 1 | | Kevin Bligh | 102 | 12 | 101 | Jen McCarthy | |
| | | Dinghies | 100 | | 99 | Club Whaler | |
| Svc Connection | 1 | 1 | | | | | 1 |
| | 8 | 1 | | | | | 8 |
| Dock Length Estimated (14 floats X 30' each) | | 420 | | | | | |
| "Leg-Length" Estimated | | B | A | C | Total | S/ Ft | Ext |
| | | 420 | 210 | 420 | 1,050 | \$ 25.00 | \$ 26,250 |
| | 5% | 20 | 10 | 20 | 50 | \$ 25.00 | \$ 1,250 |
| | | 10 | | 10 | 20 | \$ 25.00 | \$ 500 |
| | | 450 | 220 | 450 | 1,120 | \$ 25.00 | \$ 28,000 |
| | 30 | 30 | 30 | 30 | 90 | \$ 25.00 | \$ 2,250 |
| | | 480 | 250 | 480 | 1,210 | \$ 25.00 | \$ 30,250 |
| | | Connectors | 8 | 2 | 8 | \$ 2,500 | \$ 45,000 |
| | | | | | | | \$ 75,250 |
| Need Info: | (a) | Terminal / Junction Boxes | 7 | 1 | 7 | \$ - | \$ - |
| | (b) | Circuit Breaker Box | | | | \$ 12,000 | \$ 12,000 |
| | | Incidentals (rounded) | | | | 15% | \$ 87,250 |
| | | Estimated Materials Cost | | | | | \$ 11,300 |
| | | | | | | | \$ 98,550 |
| Notes: | | *need to determine cost to bring stuff "to code" | | | | | |
| | (a) | replaces current pin connectors above | | | | | |
| | (b) | if needed | | | | | |

Alternative 1
Schematic for Electrical Cable and Junction Boxes

| B-Leg | | A-Leg | | | | C-Leg | |
|--|-------------------------------|---------------------|-----|-------|-------|--------------------|-----------|
| Connectors | | T-FLOAT | | | | Connectors | |
| 1 | | Assigned to: | # | Width | # | Assigned to: | 1 |
| | | William DiNatale | 154 | 32 | 153 | James Maloney | |
| | | Mike Rooney | 152 | | 151 | Bruce Desmarais | |
| | | James Ochs | 150 | 32 | 149 | Scott McEachern | |
| | | Stephen White | 148 | | 147 | Dennis Kulesza | |
| 1 | | | | | | | 1 |
| | | James Salemis | 146 | 32 | 145 | Joe Queally | |
| | | Phil Skrabut | 144 | | 143 | Brad Rigby | |
| | | Atha Habaris | 142 | 30 | 141 | Ted Ahern | |
| 1 | | Mid-slip connection | | | | | 1 |
| | | Brian T Costello | 140 | | 139 | Kenneth Taylor | |
| | | John McManus | 138 | 30 | 137 | Ken Carson | |
| | | Tom Joyce | 136 | | 135 | Steve Wells | |
| | | Kathleen Ellis | 134 | 30 | 133 | Brian Norton | |
| 1 | | Mid-slip connection | | | | | 1 |
| | | Tom Kain | 132 | | 131 | Walter Sprague | |
| | | Patrick Madigan | 130 | 30 | 129 | Mark McNicholas | |
| | | Richard Savicke | 128 | | 127 | Chris Papadopolis | |
| 1 | | A-Leg Service Ends | | | | | 1 |
| | | Eric Forsyth | 126 | 30 | 125 | Ken Clifford | |
| | | Gary Cormier | 124 | | 123 | Eddie St George | |
| | | Andy Polin | 122 | 28 | 121 | Peter Kalemkerides | |
| | | Gordon Smith | 120 | | 119 | Tom Okerby | |
| 1 | | 1 | | | | | 1 |
| | | Brian Toland | 118 | 26 | 117 | Barbara Hogan | |
| | | Joseph Abrams | 116 | | 115 | Ron Brousseau | |
| | | Scott Coutts | 114 | 26 | 113 | Dan Farina | |
| | | Packy McDonough | 112 | | 111 | Mike Boyle | |
| 1 | | | | | | | 1 |
| | | Henry Hong | 110 | 24 | 109 | Jim Piasecki | |
| | | Gary White | 108 | | 107 | Paul Lynch | |
| | | Mark Hannigan | 106 | 22 | 105 | Larry Pacino | |
| | | Peter Collins | 104 | | 103 | Pat Calnan | |
| | | Kevin Bligh | 102 | 12 | 101 | Jen McCarthy | |
| | | Dinghies | 100 | | 99 | Club Whaler | |
| Svc Connection | 1 | 1 | | | | | 1 |
| | 8 | 1 | | | | | 8 |
| Dock Length Estimated (14 floats X 30' each) | | 420 | | | | | |
| | | B | A | C | Total | \$/Ft | Ext |
| "Leg-Length" Estimated | Dock | 420 | 210 | 420 | 1,050 | \$ 25.00 | \$ 26,250 |
| 5% | Plus Slack at 5% | 20 | 10 | 20 | 50 | \$ 25.00 | \$ 1,250 |
| | Dock to T-Float | 10 | | 10 | 20 | \$ 25.00 | \$ 500 |
| | Subtotal | 450 | 220 | 450 | 1,120 | \$ 25.00 | \$ 28,000 |
| 30 | Panel to Dock | 30 | 30 | 30 | 90 | \$ 25.00 | \$ 2,250 |
| | Total Cable | 480 | 250 | 480 | 1,210 | \$ 25.00 | \$ 30,250 |
| Connectors | | 8 | 2 | 8 | 18 | \$ - | \$ - |
| | | | | | | | \$ 30,250 |
| Need Info: | (a) Terminal / Junction Boxes | 7 | 1 | 7 | 15 | \$ 500 | \$ 7,500 |
| | (b) Circuit Breaker Box | | | | | \$ 12,000 | \$ 12,000 |
| | | | | | | | \$ 49,750 |
| | | | | | | 15% | \$ 4,500 |
| | | | | | | | \$ 54,250 |

*need to determine cost to bring stuff "to code"

replaces current pin connectors above, except 3 service connections under gangway if needed

Notes:

(a)
(b)

Alternative 2
Schematic for Electrical Cable (Single Phase) and Junction Boxes

| B-Leg | | A-Leg | | | | C-Leg | |
|--|------------------|---------------------------|-----|-------|-------|--------------------|-----------|
| Connectors | | T-FLOAT | | | | Connectors | |
| | | Assigned to: | # | Width | # | Assigned to: | |
| 1 | | William DiNatale | 154 | 32 | 153 | James Maloney | 1 |
| | | Mike Rooney | 152 | | 151 | Bruce Desmarais | |
| | | James Ochs | 150 | 32 | 149 | Scott McEachern | |
| | | Stephen White | 148 | | 147 | Dennis Kulesza | |
| 1 | | James Salemis | 146 | 32 | 145 | Joe Queally | 1 |
| | | Phil Skrabut | 144 | | 143 | Brad Rigby | |
| | | Atha Habaris | 142 | 30 | 141 | Ted Ahern | |
| 1 | | Mid-slip connection | | | | | 1 |
| | | Brian T Costello | 140 | | 139 | Kenneth Taylor | |
| | | John McManus | 138 | 30 | 137 | Ken Carson | |
| | | Tom Joyce | 136 | | 135 | Steve Wells | |
| | | Kathleen Ellis | 134 | 30 | 133 | Brian Norton | |
| 1 | | Mid-slip connection | | | | | 1 |
| | | Tom Kain | 132 | | 131 | Walter Sprague | |
| | | Patrick Madigan | 130 | 30 | 129 | Mark McNicholas | |
| | | Richard Savicke | 128 | | 127 | Chris Papadopolis | |
| 1 | | A-Leg Service Ends | | | | | 1 |
| | | Eric Forsyth | 126 | 30 | 125 | Ken Clifford | |
| | | Gary Cormier | 124 | | 123 | Eddie St George | |
| | | Andy Polin | 122 | 28 | 121 | Peter Kalemkerides | |
| | | Gordon Smith | 120 | | 119 | Tom Okerby | |
| 1 | | Brian Toland | 118 | 26 | 117 | Barbara Hogan | 1 |
| | | Joseph Abrams | 116 | | 115 | Ron Brousseau | |
| | | Scott Coutts | 114 | 26 | 113 | Dan Farina | |
| | | Packy McDonough | 112 | | 111 | Mike Boyle | |
| 1 | | Henry Hong | 110 | 24 | 109 | Jim Piasecki | 1 |
| | | Gary White | 108 | | 107 | Paul Lynch | |
| | | Mark Hannigan | 106 | 22 | 105 | Larry Pacino | |
| | | Peter Collins | 104 | | 103 | Pat Calnan | |
| | | Kevin Bligh | 102 | 12 | 101 | Jen McCarthy | |
| | | Dinghies | 100 | | 99 | Club Whaler | |
| Svc Connection | 1 | 1 | | | | | 1 |
| | 8 | 1 | | | | | 8 |
| Dock Length Estimated (14 floats X 30' each) | | 420 | | | | | |
| | | B | A | C | Total | \$/ Ft | Ext |
| "Leg-Length" Estimated | Dock | 420 | 210 | 420 | 1,050 | \$ 5.49 | \$ 5,765 |
| 5% | Plus Slack at 5% | 20 | 10 | 20 | 50 | \$ 5.49 | \$ 275 |
| | Dock to T-Float | 10 | | 10 | 20 | \$ 5.49 | \$ 110 |
| | Subtotal | 450 | 220 | 450 | 1,120 | \$ 5.49 | \$ 6,149 |
| 30 | Panel to Dock | 30 | 30 | 30 | 90 | \$ 5.49 | \$ 494 |
| | Total Cable | 480 | 250 | 480 | 1,210 | \$ 5.49 | \$ 6,643 |
| Connectors | | 8 | 2 | 8 | 18 | \$ - | \$ - |
| | | | | | | | \$ 6,643 |
| Need Info: | (a) | Terminal / Junction Boxes | 7 | 1 | 7 | \$ 500 | \$ 7,500 |
| | (b) | Circuit Breaker Box | | | | \$ 5,000 | \$ 5,000 |
| | | Incidentals (rounded) | | | | 15% | \$ 1,000 |
| | | Estimated Materials Cost | | | | | \$ 20,143 |

Notes: (a) *need to determine cost to bring stuff "to code"
(b) replaces current pin connectors above, except 3 service connections under gangway if needed

BTA.pdf

x + Create



Arthur J. Hurley COMPANY, INC.

P.O. Box 190550
2500 Washington Street
Boston, MA 02119

Phone: (617) 442-9200
Fax: (617) 427-1025
www.hurleywire.com

Quote

| | | | |
|-------------|-----------------|------|------------|
| Quote | 801319 | Date | 10/16/2024 |
| Customer | 36050 | | |
| Contact | Matthew Mahoney | | |
| Salesperson | Erik Olson | | |

Quoted For: MASS BAY TRANSPORT AUTHORITY
EMAIL
10 PARK PLAZA
BOSTON, MA 02116

Ship To: MASS BAY TRANSPORT AUTHORITY
EMAIL
10 PARK PLAZA
BOSTON, MA 02116

Quote Good Through 10/23/2024


| | | | | |
|----------|-----|----------------------|---------------|-------------------|
| Ship Via | FOB | Freight Terms | Payment Terms | Quote Description |
| AJH | | PREPAY/ALLOW DEST | Net 30 Days | |

| Line | Item | Ordered | Price | Extension |
|------|--|----------|---------------|-----------|
| 1 | W02 2/0 FLEX TYPE W 2KV BLACK | 2,000 FT | 5,490.00 MFT | 10,980.00 |
| 2 | G024 2/0 4/C TYPE G 2KV CORD (4)#6 GRNDS | 500 FT | 24,950.00 MFT | 12,475.00 |

CURRENT CABLE

| | |
|---------|-----------|
| Product | 23,455.00 |
| Tax | 0.00 |
| Total | 23,455.00 |

Panel Quote



LARSON
ELECTRONICS®

Live Chat Support
Online

1-877-423-8215
sales@larsonelectronics.com
(Military/Intl Sales - 214-225-6182)

View Cart
(0)

Login

ABOUT US CUSTOMER SERVICE DISTRIBUTORS TESTIMONIALS MY ACCOUNT NEWS ARTICLES CATALOG

Company Information

Browse Categories

Lighting

Power Distribution & Transformers

Masts & Towers

Hunting & Boating

Solar Systems




Cameras & Surveillance

Ventilation & Cooling

Vehicle Equipment


Search for...

400A Power Panelboard, 3PH Main Breaker Panel, 24 Circuit, 480Y/277, (12) Breakers, NEMA 3R, Wall Mount



Part #: MPD-PB-RC-MB-YE-EF-FL-24-BF-N3R-6.T31-1.T27
Price: \$12,084.14

Quantity 1 [Add to Cart](#)

38,302 customer reviews
 (4.3 out of 5 stars)

[Request Quote](#)

Documents:
[Submittal](#) [SpecSheet](#) [Shipping Time Map](#)

Images:
[HigResPic1](#) [HigResPic2](#)

Specifications / Additional Information

This unit is Made in USA - Manufactured in Texas

A Leg**Existing (4/0) sized cable -assumed all pedestals have 30 amp ship 2 shore**

| | | | |
|-------------------|--------|----|--|
| Pedistals | 14 | | |
| Outlets | 28 | | |
| Voltage | 120 | | |
| Legs | 3 | | |
| Amps | 30 | 50 | |
| Recepticles | 28 | 0 | |
| Total Amps | 840 | | |
| Total Amps w DF | 588 | | |
| Amps w DF per leg | 196.00 | | |

Cable is 180' from beginning of dock to end of A. Add 50' for whip to panel.

30 amps at end of 230' run with 4/0 awg has a voltage drop of 0.75%

4/0 awg type G cable ampacity rating is 316 amps

Table 555.12 Adjustment Factors Number of Receptacles Sum of the Rating of the Receptacles 1-4 100% 5-8 90% 9-14 80% 15-30 70% 31-40 60% 41-50 50% 51-70 40% Over 71 30%

Future with 1/0 awg cable

| | | | |
|-------------------|--------|----|--|
| Pedistals | 14 | | |
| Outlets | 28 | | |
| Voltage | 120 | | |
| Legs | 3 | | |
| Amps | 30 | 50 | |
| Recepticles | 28 | 0 | |
| Total Amps | 840 | | |
| Amps w DF | 588 | | |
| Amps w DF per leg | 196.00 | | |

Cable is 180' from beginning of dock to end of A. Add 50' for whip to panel.

30 amps at end of 230' run with 1/0 awg has a voltage drop of 1.34%

1/0 awg type G cable ampacity rating is 205 amps

B & C Legs**Current 30 amp recepticles with existing (4/0) sized cable**

| | | | |
|-------------------|--------|----|--|
| Pedistals | 9 | | |
| Outlets | 18 | | |
| Voltage | 120 | | |
| legs | 3 | | |
| Amps | 30 | 50 | |
| Recepticles | 18 | 0 | |
| Total Amps | 540 | | |
| Total Amps w DF | 378 | | |
| Amps w DF per leg | 126.00 | | |

Cable is 442' from beginning of dock to end of B. Add 50' for whip to panel.

30 amps at end of 492' run with 4/0 awg has a voltage drop of 1.60%

4/0 awg G cable ampacity rating is 316 amps

Table 555.12 Adjustment Factors Number of Receptacles Sum of the Rating of the Receptacles 1-4 100% 5-8 90% 9-14 80% 15-30 70% 31-40 60% 41-50 50% 51-70 40% Over 71 30%

Future - 50 amp recepticles with existing 4/0 awg cable

| | | | |
|-------------------|--------|----|--|
| Pedistals | 8 | | |
| Outlets | 16 | | |
| Voltage | 120 | | |
| legs | 3 | | |
| Amps | 30 | 50 | |
| Recepticles | | 18 | |
| Total Amps | 900 | | |
| Total Amps w DF | 630 | | |
| Amps w DF per leg | 210.00 | | |

Cable is 442' from beginning of dock to end of B. Add 50' for whip to panel.

50 amps at end of 492' run with 4/0 awg has a voltage drop of 2.67%

4/0 AWG G cable ampacity rating is 316 amps

Current 30 amp Recepticles with 3/0 awg cable

| | | | |
|-------------------|--------|----|--|
| Pedistals | 9 | | |
| Outlets | 18 | | |
| Voltage | 120 | | |
| legs | 3 | | |
| Amps | 30 | 50 | |
| Recepticles | 18 | 0 | |
| Total Amps | 540 | | |
| Total Amps w DF | 378 | | |
| Amps w DF per leg | 126.00 | | |

Cable is 442' from beginning of dock to end of B. Add 50' for whip to panel.

30 amps at end of 492' run with 3/0 awg has a voltage drop of 1.93%

3/0 awg G cable ampacity rating is 274 amps

Table 555.12 Adjustment Factors Number of Receptacles Sum of the Rating of the Receptacles 1-4 100% 5-8 90% 9-14 80% 15-30 70% 31-40 60% 41-50 50% 51-70 40% Over 71 30%

Future - 50 amp recepticles with 3/0 awg cable

| | | | |
|-------------------|--------|----|--|
| Pedistals | 8 | | |
| Outlets | 16 | | |
| Voltage | 120 | | |
| legs | 3 | | |
| Amps | 30 | 50 | |
| Recepticles | 0 | 16 | |
| Total Amps | 800 | | |
| Total Amps w DF | 560 | | |
| Amps w DF per leg | 186.67 | | |

Cable is 442' from beginning of dock to end of B. Add 50' for whip to panel.

50 amps at end of 492' run with 3/0 awg has a voltage drop of 3.22%

3/0 awg G cable ampacity rating is 274 amps

Current 30 amp Recepticles with 2/0 awg cable

| | | | |
|-------------------|--------|----|--|
| Pedistals | 8 | | |
| Outlets | 16 | | |
| Voltage | 120 | | |
| legs | 3 | | |
| Amps | 30 | 50 | |
| Recepticles | 16 | 0 | |
| Total Amps | 480 | | |
| Total Amps w DF | 336 | | |
| Amps w DF per leg | 112.00 | | |

Cable is 442' from beginning of dock to end of B. Add 50' for whip to panel.

30 amps at end of 492' run with 2/0 awg has a voltage drop of 2.34%

2/0 awg G cable ampacity rating is 237 amps

Future - 50 amp recepticles with 2/0 awg cable

| | | | |
|-------------------|--------|----|--|
| Pedistals | 8 | | |
| Outlets | 16 | | |
| Voltage | 120 | | |
| legs | 3 | | |
| Amps | 30 | 50 | |
| Recepticles | 0 | 16 | |
| Total Amps | 800 | | |
| Total Amps w DF | 560 | | |
| Amps w DF per leg | 186.67 | | |

Cable is 442' from beginning of dock to end of B. Add 50' for whip to panel.

30 amps at end of 492' run with 2/0 awg has a voltage drop of 3.91%

2/0 awg G cable ampacity rating is 237 amps