



Features an
easy-to-use Sunday
Celebration that fits
into any service!

Moo-sic & More and Closing Corral



STATION LEADER MANUAL



MOO-SIC & MORE AND CLOSING CORRAL

LEADER MANUAL



LOVELAND, COLORADO
GROUP.COM

Group



Group resources really work!

This Group resource incorporates our R.E.A.L. approach to ministry. It reinforces a growing friendship with Jesus, encourages long-term learning, and results in life transformation, because it's:



Relational

Person-to-person interaction enhances spiritual growth and builds Christian friendships.

Experiential

What we experience through action and discussion sticks with us up to 9 times longer than what we simply hear or read.

Applicable

The aim of ministry is to equip people to be both hearers and doers of God's Word.

Lifelong

Experiences transform the heart, moving faith beyond the walls of church and into everyday life for years to come.

Moo-sic & More and Closing Corral Leader Manual

Copyright © 2019, 2025 Group Publishing, Inc./0000 0001 0362 4853

All rights reserved. No part of this book may be reproduced in any manner whatsoever without prior written permission from the publisher, except where noted in the text and in the case of brief quotations embodied in critical articles and reviews. For permission information, go to group.com/permissions.

Visit our websites:

group.com ✖ group.com/vbs

Thanks to the herd who rounded up this VBS! Laura Baldwin-Stout, Jody Brolsma, Stephen Caine, Shelly Dillon, Jan Kershner, Lyndsay Gerwing, Laycie McClain, Mike Porter, Joani Schultz, Rodney Stewart, and Gabriele Woolever.

Scripture quotations are taken from the *Holy Bible*, New Living Translation, copyright © 1996, 2004, 2015 by Tyndale House Foundation. Used by permission of Tyndale House Publishers, Inc., Carol Stream, Illinois 60188. All rights reserved.

ISBN 978-1-4707-7952-8

Printed in the United States of America.

10 9 8 7 6 5 4 3 2 1 27 26 25


Contents

Get Ready for a Stampede of Smiles!	4
Moo-sic & More—Day 1	9
Closing Corral—Day 1	15
Moo-sic & More—Day 2	21
Closing Corral—Day 2	27
Sunday Celebration	31
Song Lyrics & Motions	35
“Joy to the World!”	36
“All That I Am” (Psalm 103:1)	37
“Silent Night”	38
“Thankful”	39
“To God Be the Glory”	40



You Have Two Manuals in One!

Because many churches have the same person lead both the opening station and the closing, we’ve put all the materials in this one manual. The pages are perforated so that if you do have two separate leaders at your VBS, you can just tear out the Closing Corral section and hand it off to the Closing Corral Leader.



Get Ready for a Stampede of Smiles!

Saddle Up for a Wild Weekend

At Yee-Haw VBS, kids kick up their heels as they stampede through the wild frontier and celebrate the greatest truth of all—God is good! They'll round up a whole herd of friends and discover that Jesus is God's greatest gift.

Moo-sic & More is the first station kids visit each day, where they sing fun songs and discover the concepts they'll be learning. As the Moo-sic & More Leader, you'll welcome everyone, introduce the Bible Point and Bible verse, lead upbeat worship, and play a role in a silly skit with Rawhide McSpur.

Closing Corral is the last station each day, where kids and leaders all gather for lots of fun-filled, audience-involving activities that will reinforce what they've learned. As Closing Corral Leader, your job is to send kids off empowered by the fact that God gives good gifts!

HAVE YOU HERD?

Every day, you'll use an attention-getter to get everyone focused on you for more fun. A Buckaroo Bell (available from Group Publishing or your Group VBS supplier) or other attention-getter saves time and is loads better than lots of shushing or shouting.



Buckaroo Bell

- * **Everyone's on the move.** Check out the sample schedule on page 6 to get an idea of the flow of each day's activities and how Moo-sic & More and Closing Corral fit in.
- * **Everyone's in a Crew.** At Yee-Haw, kids travel in small, mixed-age groups called Crews, with up to five elementary-age kids and one adult or teenage leader. Mixed-age Crews are a fresh, incredible way to reach kids! You'll see older kids help younger ones with challenging tasks. Younger kids seek to emulate the older kids in their Crews. Preschoolers, ages 3 to 5, participate in Crews in a special preschool program. Both elementary and preschool Crews will come to Moo-sic & More and Closing Corral at the same time.
- * **Everyone has a job.** Every day, kids can choose a different Crew role. Different Station Leaders call on different roles, ensuring that everyone gets in on the fun. Crew roles include Thank You-er, Guide, Prayer Person, Materials Manager, and Schedule Supervisor.
- * **Everyone's learning one key truth.** Every activity at Yee-Haw reinforces one simple Bible truth, called a Bible Point. It's important to use the Bible Point as it's written since it's integrated into the experiences and activities throughout the entire program. Yee-Haw is intentionally designed so that some stations focus more on the key Bible verse (John 3:16) and some focus on the Bible story. However, every station connects to the Bible Point.

Kids will be listening for the Bible Point, which is **GOD GIVES GOOD GIFTS**. When kids hear the Point, they'll shout "Yee-haw!" Each time kids shout the response, they'll raise a fist in celebration.

Here's What You Need to Do

- * **Prepare your heart.** Pray for the kids who will come to Yee-Haw, for the parents, and for the other volunteers on your team. Ask God to guide and encourage your VBS Director through this exciting event.
- * **Prepare your supplies.** Work with the VBS Director to collect necessary supplies. Check with church members to see what items you can borrow.
- * **Prepare your team.** The large-group experiences flow more smoothly when you have a small team of assistants. (Middle schoolers and high schoolers make *excellent* assistants!) They might do small tasks such as hand you props, lead song motions, or help you with preparations. Be sure you have an experienced person running your sound system.
- * **Prepare your show.** Rehearse a few times with your assistants. Run through the technical side (microphones, sound system, DVD player, and projector) with your audio/visual assistant. Be familiar with your script so you can comfortably move through the activities without reading it. Be sure to use emotion, expression, and *excitement* as you lead.
- * **Prepare your wardrobe.** Wear jeans, a flannel shirt, boots, and a cowboy hat; or ask your Director what you should wear. Staff T-shirts are available from Group Publishing or your Group VBS supplier.
- * **Prepare your room.** Choose a room such as a sanctuary or fellowship hall that will comfortably seat all the participants for both the opening and closing stations. Then have fun creating a western-ranch-inspired setting that looks like a great place to horse around! You can get *fun* thematic decorations at group.com/vbs.

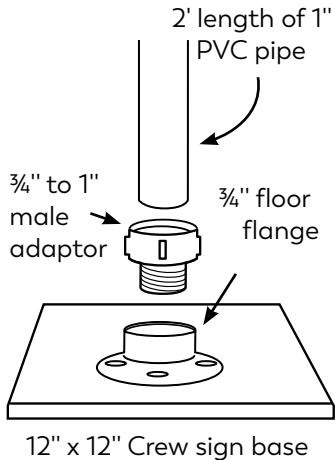


"Yee-haw!"



Making a Crew Sign Stand

1. Screw a $\frac{3}{4}$ -inch galvanized iron floor flange to the center of a 12-inch particle board square. Screw a $\frac{3}{4}$ to 1-inch male adapter to the flange.
2. Insert a 2-foot-long piece of 1-inch PVC into the male adapter. Paint the PVC black (optional).
3. Make two small holes near the top of the Crew sign on each side of the PVC, and run a plastic zip tie through the holes, pulling tight to fasten.



Print Crew signs from the Yee-Haw Clip Art & Resources CD, and write an identifying number or name for each Crew. Use spray adhesive to attach the signs to foam core. Tape the signs on the seating rows in your room, or make stands with PVC pipe and a square wood base. Cover the wood base with cloth bandannas, and add plastic "barbed wire" to the PVC. Or make mini hay bales by covering paper lunch sacks with yellow paper springfill, then slide them on the PVC pipe.

- * **Prepare your music.** Listen to the Moo-sic & More CD or downloads ahead of time, and use pages 36-40 in this manual, where the motions are described next to the lyrics. Be familiar with all the songs and motions so you can teach them with ease. You can also purchase the Moo-sic & More DVD to watch kids doing the actions along with onscreen lyrics. When it comes to leading the songs, you have a couple of options: Have kids sing along with the Moo-sic & More CD or DVD, or use live accompaniment with a keyboard or worship band. You can go to group.com to purchase a package of the piano sheet music for all five Yee-Haw songs. An advantage of letting children sing with the CD or DVD is that the recorded voices carry the words. Kids enjoy the beat and sounds as they sing along. So crank it up!

Time	GROUP A CREWS	GROUP B CREWS	GROUP C CREWS	Ponderosa Preschool
6:00-6:30	1-3	4-6	Moo-sic & More	7-9
Allow 5 minutes to travel to your next station.				
6:35-7:00	Bible Adventures	Projects-With-a-Purpose*	Saddle-Up Sports	Ponderosa Preschool
Allow 5 minutes to travel to your next station.				
7:05-7:30	Projects-With-a-Purpose*	Saddle-Up Sports	Bible Adventures	Ponderosa Preschool
Allow 5 minutes to travel to your next station.				
7:35-8:00	Saddle-Up Sports	Bible Adventures	Projects-With-a-Purpose*	Ponderosa Preschool
Allow 5 minutes to travel to your next station.				
8:05-8:30	Closing Corral			

Important Legal Information

When you purchase a Yee-Haw Music CD, download, or DVD, Group grants you permission to use the audio recordings, music videos, and lyrics included to conduct an in-person event/program for your church or organization.

- You do not have permission to play the songs in online services/events or to stream the music online. Email permissions@group.com or visit www.group.com for a web license.
- Unauthorized copying, public performance, and online use of the songs/videos/lyrics is prohibited by law. It is also unlawful to upload the songs/videos/lyrics, or your own recording of the song/video/lyrics, to public facing websites such as YouTube, Facebook, Vimeo, etc.
- Making your own copies of the songs/videos—even to use at your church—is against the law, which is a fact many people don't know.

Thanks for demonstrating integrity to the people you serve in how you use this ministry resource.

Day 1

Bible Point: God gives good gifts.

Bible Story: God sends Jesus to earth. (Luke 2:1-20)

Bible Verse: “For this is how God loved the world: He gave his one and only Son, so that everyone who believes in him will not perish but have eternal life.” (John 3:16)

Consider This...

- ✧ There are dozens of prophecies in the Old Testament surrounding the birth of the Messiah, and Jesus fulfills every one!
 - Jesus’ birth in Bethlehem fulfills Micah 5:2: “But you, O Bethlehem Ephrathah, are only a small village among all the people of Judah. Yet a ruler of Israel, whose origins are in the distant past, will come from you on my behalf.”
 - Jesus’ virgin birth was foretold in Isaiah 7:14: “The Lord himself will give you the sign. Look! The virgin will conceive a child! She will give birth to a son and will call him Immanuel.”
- ✧ After Jesus’ birth, Mary wrapped him in cloths and laid him in a manger. Mangers held food for animals, giving them sustenance and life. Jesus called himself the Bread of Life, and he is what gives us strength, nourishment, and everlasting life.
- ✧ The shepherds were the first people to hear the good news of Jesus’ birth. Shepherds were among the lowest of the low in their society and considered unclean. Because the angel told these men about Jesus’ birth first, God showed that his love and the gift of Jesus are for everyone.

Why It Matters...

Kids love receiving gifts—especially at Christmastime! Yet presents like bicycles and toys break. Kids outgrow new clothes, just as they grow from wanting skates to wanting smartphones. But God’s gift of Jesus is the *perfect* gift—one size fits all! As you share the Christmas story in today’s lesson, you’ll have the opportunity to help kids discover that Jesus is God’s most precious gift...for *all* of us, every day! Use today’s experiences to help kids understand *why* Jesus is a good gift, one that will be with them for eternity!

Day 2

Bible Point: God gives good gifts.

Bible Story: Jesus dies and comes back to life. (John 16–21)

Bible Verse: “For this is how God loved the world: He gave his one and only Son, so that everyone who believes in him will not perish but have eternal life.” (John 3:16)

Consider This...

- ✧ There’s interesting symbolism to Jesus carrying his own cross outside the city. In Genesis 22, Isaac carried the wood that Abraham would use to sacrifice Isaac...until God provided the ram as a sacrifice. And Leviticus 16 commands the priests to take the sin offering outside the camp or city. Jesus—the Lamb of God—became *our* sin offering!
- ✧ Roman soldiers usually crucified only non-citizens, lower-class citizens, or those accused of high treason or desertion (in wartime). The accused died a shameful, disgraceful, and agonizing death.
- ✧ Continuing the shame and disgrace of crucifixion, soldiers usually tossed the body of the crucified person into a pit. And Jesus, being penniless, didn’t have the money to pay for a formal burial. Yet Joseph of Arimathea and Nicodemus—both members of the Sanhedrin—stepped in. They took Jesus’ body and prepared it for burial themselves.
- ✧ Scholars estimate that a typical stone that was rolled over the opening of a tomb cave weighed anywhere from 1 to 3 tons!
- ✧ Although we usually think of angels with halos and wings, most times angels appear in the Bible, people describe them as looking like men. When Mary saw two angels near the tomb, she didn’t even realize they were angels!

Why It Matters...

On the surface, it may seem odd that we call Good Friday “good.” Yet without Jesus’ death, there would be no payment for sin. And there wouldn’t have been the triumphant, joyful resurrection!

Kids—and adults—find it hard to imagine *anything* good in the midst of sad times. What good can come from a loved one dying? How can a child find any good in a bully? And what’s so good about being left out or alone? God never promises that this life will be pain-free. But he *does* promise to be near when we’re hurting. What a beautiful gift! And, more important, God gave the gift of hope and joy to come. Use today’s experiences to help kids explore the eternal gift of life God gave us through Jesus.

Moo-sic & More—Day 1

Before Kids Arrive...

- * Rehearse the Rawhide McSpur skit. Rawhide is a goofy cowboy who bumbles into your station, looking for advice, friendship...and a pillow to sit on! He wears cowboy gear and might even carry a lasso.
- * Inflate 10 to 20 balloons to use for your “cattle drive.” Although any color will work, brown balloons or cow-print balloons will help kids imagine they’re herding cattle. Or just draw cow spots on white balloons.
- * Thirty minutes before Yee-Haw is scheduled to start, begin playing the Moo-sic & More CD. This will create a fun and inviting atmosphere as the kids and Crew Leaders enter your area.

Cowboy Kickoff

Say: **Hi, trailblazers! Welcome to Yee-Haw. Since we’re spending a few days in the wild west, I want to hear what you think would be the most fun thing to do on a ranch.** Tell what you’d love the most, such as learning to use a lasso, hiking trails, riding horses, or playing with all the cattle dogs. **Turn to someone sitting nearby and tell what you think would be fun to do on a ranch way out west.**

Let kids talk in pairs for about a minute. Then move into the audience with a microphone and let several kids tell what they shared.

A western ranch would be so fun—full of animals, excitement, and tons of action! That’s why I’m so wild about having you here at Yee-Haw! When people are excited about something or celebrating something good, they might shout a big, loud “Yeeeeee-haw!” Lead kids in shouting their best, wildest “Yeee-haw!”

We’re celebrating God’s best gift of all—Jesus!

We’ll start each day here at Moo-sic & More. (Have fun “mooing” when you say “Moo-sic.”) **Here we’ll sing a little, talk a little, and start our day with a stampede of smiles. Everything we do at Yee-Haw will help us celebrate God’s awesome gifts. Gifts fill my heart with joy! Let’s sing “Joy to the World!” to get started.**



Lead everyone in singing “Joy to the World!” Words and motions are on page 36.

Supplies

- Bible bookmarked at John 3:16
- balloons (about 10-20)
- scissors
- Buckaroo Bell*
- Moo-sic & More Leader Version CD or download from Starter Kit
- Yee-Haw Program Resources DVD from Starter Kit
- Moo-sic & More DVD* (optional)
- media player or sound system
- DVD player and projector system
- microphone
- costume and props for Rawhide McSpur, p. 12
- photocopies of the “Who’s Who on the Crew” handout, p. 14 (1 per Crew)
- Crew bags—small tote bags or paper gift bags with handles (1 per Crew)

*available from Group Publishing or your Group VBS supplier

Drive “Cattle”



Say: **That’s a song you may be used to hearing only at Christmas. But we don’t have to save our celebrations for just one month of the year. We can celebrate God’s gift of Jesus every day. God gave us that gift because he loves us so much. Turn to three people sitting nearby, give them each a high-five, and say “You’re moooo-velous!”** While kids give high-fives (and moo!), you give three affirmations, too!

Out in the wild west, ranchers sometimes have to move their cattle from one area—where the herd is grazing—to another area where there’s more food. Let’s see how quickly you ranchers can round up a herd and move it from here (motion to one side of your room) **to there** (motion to the opposite side of the room). **We’ll imagine these balloons are our cattle.** Hold up a brown or cow-print balloon.

Move to one side of the audience and empty your bag of balloons. Guide kids to stay in their seats as they gently (without hitting the balloons too hard) “crowd surf” the balloons across the audience to the other side of the room.

Those were the quietest cattle on the range! Let’s try that again, but this time I want to hear lots of mooing and maybe some stampeding! Stomp your feet to show kids how to make “stampede” sounds. Then have kids herd the balloons across the audience again, back to the place they started. Have a helper assist you in putting the balloons back in the bag.

That was a cool cattle drive! You gave it your all! Let’s sing another awesome song called “All That I Am.”



Lead everyone in singing “All That I Am” (Psalm 103:1). Words and motions are on page 37.

Explore God’s Gifts

Say: **Everything at Yee-Haw will help us discover that GOD GIVES GOOD GIFTS. When you hear those words—“God gives good gifts”—anywhere during Yee-Haw, you’ll raise your fist in celebration and shout “Yee-haw!” That’s because we can celebrate God’s awesome gifts. Practice that with me a few times.** Repeat the Bible Point and response a few times.

Ask:



What are some of the best gifts you’ve ever received?

Share your own example, such as a special birthday gift or anniversary gift. Then let kids share in their Crews. After about a minute, sound the Buckaroo Bell and draw attention back to yourself. Take a few reports from kids, repeating their answers into the microphone.

Say: **People give us gifts like** [some of the things kids shared]. **Gifts show that people care about us, know us, and are thinking of us. God's gifts aren't really things like bikes or toys—although sometimes God does provide those things for us out of his love! God gives gifts like love, kindness, forgiveness, and friendship.**

Hold up your Bible, opened to John 3:16. **The Bible tells us about God's very best gift ever. John 3:16 says, "For this is how God loved the world: He gave his one and only Son, so that everyone who believes in him will not perish but have eternal life." Perish means die, and eternal means forever. God's gift of Jesus allows us to have a forever friendship with God! Wow! That's something worth celebrating!**

Let's learn some actions that can help us remember those important words.

Lead kids in the actions below, saying the Bible verse as you do the actions.



"For this is how
God loved the world:"



"He gave his one and
only Son,"



"so that everyone who
believes in him will
not perish"



"but have eternal life."

Tell kids that *believing* is when we hold on to something, which is why you clasp your hands together firmly. Practice the actions a couple of times.

Say: **I'm so thankful for all God's good gifts to us. Let's sing a song that lets us say how thankful we are!**



Lead kids in singing "Thankful." Song lyrics and motions are on page 39.

Supplies

- costume for Rawhide McSpur
- stool or tall chair
- pillow

Rawhide McSpur Skit

While the Leader is talking, Rawhide McSpur ambles in slowly. He's walking "delicately," as if in pain but trying not to show it too much.

Rawhide: *(Speaking on each step.)* Ouch. Ouch. Ouch.

Leader: *(Watches Rawhide for a few seconds.)* Um, can I help you? You seem to be in a lot of pain.

Rawhide: No ma'am [or sir], I'm just as fine as an armadillo on roller skates!

Leader mutters "armadillo on roller skates," scratching his or her head, as if trying to figure it out. Rawhide interrupts with an extended hand.

Rawhide: Rawhide McSpur, here. I'm head cattleman at this here ranch. *(Tips his hat in greeting.)*

Leader: *(Excitedly)* Rawhide McSpur?! The Rawhide McSpur? I've heard so much about you! *(Introduces himself or herself and slaps McSpur on the back in greeting.)* Nice to finally meet you!

At the slap, Rawhide stiffens, eyes wide, and howls, merging his howl into a "Howwwwdy, partner!"

Leader: Wow, you seem kind of...excitable.

Rawhide: Naw...nope...it's just...uh, the way we greet each other out here on the ranch. *(Leads kids and Leader in a loud, crazy "Howwwwdy, partner!")*

Leader: You're a legendary cowboy! *(Brings out a stool for Rawhide to sit on.)* Here, sit down and stay awhile. Maybe you can tell us some stories of all your wild west adventures.

Rawhide: *(Scratches his head and looks at the stool.)* Well, that's just the problem. I'd like to sit a spell, but...uh. *(Tries to sit down, making all kinds of uncomfortable positions so he's not sitting quite right. Ends up leaning comically on the back of the chair.)*

Leader: That doesn't look right at all. In fact, you look about as comfortable as an...um...armadillo on roller skates?

Rawhide: *(Nods.)* Well, that about sums it up. Here's the deal. *(Acts out his adventure somewhat painfully as he tells his story.)* I was out driving my cattle toward the stream, dreamin' about a big pot of Chuck-Wagon Charlie's famous rattlesnake chili, when my horse—Jumpin' Jack—saw a prairie dog skeedaddlin' across the trail. Well, that little old critter spooked Jumpin' Jack, and he reared up and took off. When I said "whoa," he shore enough hit the brakes. I flew off—hat over spurs—and landed backside down...*(gulps, then continues in a weak voice)* in a cactus patch. *(Rubs his backside painfully.)*

Leader: (Winces.) Ouch! Well, I have a gift right here that might make things a little better. (Brings out a pillow and sets it on the stool.) I was going to use it later for a nice, comfy break, but you can have it.

Rawhide: (Sits down carefully and sighs with contentment and comfort.) Aaaaah, that's a good gift! I'm as happy as a pig in a pie-eating contest. Thanks, [Leader's name].

Leader: Rawhide, we're learning about someone else who gives good gifts—in fact, the best gifts! **GOD GIVES GOOD GIFTS.** (Yee-haw!)

Rawhide enthusiastically joins kids' "yee-haw."

Rawhide: Oh, sorry, I jest get carried away sometimes. But you're as right as rain! God does give good gifts. I've seen God's gifts when he paints a sunset across the prairie or shows off a sky full of stars. I s'pose the cactus even thinks its stickers are a good gift since they keep hungry critters from having it for chow.

Leader: Yep, God's gifts can sometimes be surprising, that's for sure.

Rawhide: Well, I'd love to stay here and shoot the breeze, but I've got a herd of heifers I need to see to. (Turns to look behind him, then leans toward Leader and says in a stage whisper) And I need to figure out a way to get my backside unstickered. (Picks up pillow and ambles off, saying "ouch" with each step.)

Leader: 'Bye, Rawhide. Good luck getting unstickered!



Permission to photocopy this resource from Group's Yee-Haw VBS granted for local church use. Copyright © 2019, 2025 Group Publishing, Inc., Loveland, CO. group.com

Start the Stampede

Say: **Right now we're going to say goodbye to our preschoolers so they can mosey on over to Ponderosa Preschool for their own awesome adventures.** Dismiss the preschoolers, but have elementary Crews stay seated. (You may want to play "To God Be the Glory" while preschoolers exit. This is an easy song for elementary kids to sing along with while little ones are making their way out of the room.)

Our whole time at Yee-Haw, every Crew member has an important job. There are Prayer People, Guides, Materials Managers, Thank You-ers, and Schedule Supervisors. Have Crew Leaders get the "Who's Who on the Crew" handouts from their Crew bags.



FIELD TEST FINDING

Be sure to allow time for children to choose their roles each day. Kids are excited about having special jobs! Crew Leaders who participate in our field tests say they're surprised what a big deal these jobs are for kids.

Say: **Crew Leaders, go over the job descriptions, and have your Crew members decide who will do each job. The jobs are listed on your name badges, too. A person can have a different job each time we meet or the same job both times.** Allow a few minutes for kids to choose jobs. When it looks like everyone has finished, sound the Buckaroo Bell to get their attention.

You all have important jobs now. The fun and excitement you bring to these jobs will help us have a great time at Yee-Haw. Before we hit the trail, let's close with a prayer.

Invite a willing Prayer Person to pray for the day at Yee-Haw. Then dismiss Crews, playing Yee-Haw music as everyone exits.

Who's Who on the Crew

Guide

chooses action ideas for traveling through Yee-Haw

Materials Manager

distributes and collects supplies and helps carry the Crew's bag

Prayer Person

leads or opens prayer times

Schedule Supervisor

helps monitor the daily schedule to let the Crew know what's coming next

Thank You-er

leads the Crew in thanking Station Leaders each day

Permission to photocopy this resource from Group's Yee-Haw VBS granted for local church use. Copyright © 2019, 2025 Group Publishing, Inc., Loveland, CO. group.com

Closing Corral—Day 1

Before Kids Arrive...

Make five catapults:

- * Use tape to secure a 24-ounce container to one end of each of four yardsticks.
- * Use more tape to secure the 28-quart container to one end of the 2"x3" stud.
- * Place at least 50 ping-pong balls in the 28-quart container.
- * Put the rest of the ping-pong balls in the laundry basket, and place it up front out of kids' sight.
- * Place the 5-gallon water cooler or bucket on its side, and place the 2"x3" on it.
- * Recruit four volunteers to help you with the Big Launch, and practice the timing and script several times.

Set up the launch area:


- * Use tape to mark the spots where three of the volunteers will line up to launch the smaller catapults and where they'll place their cans. Remember, cans will be placed on their sides!
- * Use tape to mark the placement of the cooler or bucket, which will also be placed on its side.



Supplies

- 2 gift-wrapped boxes
- Multicolored Ping-Pong Balls* (1 per person)
- 5 yardsticks (includes an extra in case 1 breaks)
- 2"x3" stud, cut at 6 feet
- 5-gallon water cooler or bucket
- 4 plastic food containers, 24 ounces or larger
- 28-quart rectangular storage container or small bucket
- large bucket or laundry basket to hold ping-pong balls up front
- four 108-ounce cans of vegetables (also known as a #10 can)
- painter's tape
- permanent marker
- Bible bookmarked at John 3:16
- "God Gives Good Gifts" Wristbands* (1 per person, plus 1 for you)
- Moo-sic & More Leader Version CD or download from Starter Kit
- Yee-Haw Program Resources DVD from Starter Kit
- media player or sound system
- DVD player and projector system
- microphone

*available from Group Publishing or your Group VBS supplier



- * Draw a line with marker at the 22-inch mark on each yardstick. On the 2x3 stud, draw a line at the 4-foot mark. To change the trajectory of the ping-pong balls (to make them go higher or lower), adjust where you place the yardsticks and the 2x3 stud on the cans and cooler.
- * Place one catapult and can up front for you to use. Mark the spot for the can with tape. (We placed the cooler up front in the center of the smaller catapults for a bigger wow!)



FIELD TEST FINDING

While practicing the Big Launch, a few of the yardsticks broke when we stomped on them. To launch your catapults, place your foot on the yardstick instead of stomping on it.

HAVE YOU HERD?

Fill the King Catapult with enough ping-pong balls to cover at least the bottom of the container. The more ping-pong balls you put in the container, the bigger the wow!

- * Put a ping-pong ball next to each Crew sign.
- * For each Crew, put a bag containing the “God Gives Good Gifts” Wristbands (one per child, plus one for the Crew Leader) into a large, gift-wrapped box. Wrap the box and the lid separately.
- * Gift wrap a second box (again, wrap the box and the lid separately), and place the following simple paper shapes inside: a music note, a smiley face, a soccer ball, a book, and an art palette or paintbrush. The shapes should be large enough so kids can see them when you hold them up.
- * Practice the launch with your assistants.
- * Review the day with your teenage assistants so they know when to help lead singing and assist with media needs.
- * Several minutes before Closing Corral is scheduled to start, begin playing the Moo-sic & More CD. This will create a fun and inviting atmosphere as the kids and Crew Leaders enter your area.

Welcome Crews

Say: **Welcome back! While we’re waiting for everyone to get here, let’s celebrate what we’ve learned about God’s gifts today with the song “Joy to the World!”**



Lead everyone in singing “Joy to the World!” Words and motions are on page 36.

Welcome to Closing Corral! I’m [name], and each day we’ll wrap up our adventure with fun-filled activities to celebrate that GOD GIVES GOOD GIFTS. (Yee-haw!)

Watch the “Matt’s Family Jam” Video

Hold up the gift-wrapped box that contains the paper shapes.

Say: **Lots of gifts come wrapped in shiny paper, like this one. But some of God’s best gifts don’t come wrapped in paper.**



Open the box and pull out the paper shapes. Say: **God put special gifts in each of you!** As you mention each “gift,” hold up its corresponding shape.

Some of you can make beautiful music. I know there are people here who are gifted artists. Others have the gift of strong and healthy bodies that can play different sports. And others have a special gift of writing. Some of you are even gifted at making friends!

Share a brief story about a friend you have who has a special gift or talent.

GOD GIVES GOOD GIFTS (Yee-haw!), and we can use those gifts to make others happy. Let’s see how one family is doing just that.



Dim the lights, and play “Matt’s Family Jam” from the Yee-Haw Program Resources DVD. When the segment ends, turn the lights back up. Ask:



How did you see the Rolf family using their gifts to serve God?

Let kids call out responses, and repeat them into the microphone so everyone can hear. Then ask:



How can you use your gifts to bring joy to or help other people?

Say: **Let’s celebrate the good gifts God has poured into each person and think of ways we can use *all* our hearts, minds, and bodies to praise Jesus!**



Lead everyone in singing “All That I Am” (Psalm 103:1). Words and motions are on page 37.

Gifts for All

Hold up the Bible.

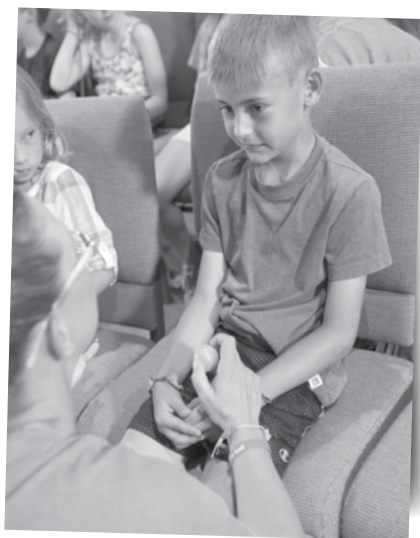
Say: **God’s Word reminds us that God loved the world so much that he gave a precious gift—Jesus—to everyone! God has shown us his love today through the kindness and friendship of your Crew Leaders, the way he protected us, and the joy you experienced as you praised him. Crew Leaders, pick up the ping-pong ball from near your chair. It represents God’s gifts. Pass the ball around your Crew. As each person holds the ball, affirm him or her by saying one gift you’ve seen in that person. What is a gift God has given that Crew member? So it would look like this:**

Demonstrate with a Crew Leader, saying that person’s name and one gift you feel God has given to him or her—for example, “Sarah, God has given you the gift of kindness. I saw it when you hugged a Crew friend who was crying.”

Say: **After you've been affirmed by your Crew Leader, hand the ping-pong ball back to your Crew Leader so he or she can move on to the next person.**



Softly play "Silent Night" while Crew Leaders affirm each child.



Thank you for sharing kind words with your Crew friends. Now let's take all this love and share it *outside* your Crew. Crew Leaders, huddle up with your Crews and talk about this:

❓ How could you quickly show God's love to another Crew right now? You can use your ping-pong ball or not. You have 60 seconds to make a plan.

Allow one minute, then sound the Buckaroo Bell. Quickly assign each Crew a "partner" Crew that will receive their gift of love. For example, if Crews are sitting across the aisle from each other, choose one Crew to go first and show God's love to the one across from them.

Wait about 30 seconds, then sound the Buckaroo Bell. Point to the other Crews. **Now it's your turn to share your gift. Ready? Go!**

Allow 30 seconds, then have everyone sit down.

Ask:

❓ How did it feel to give a gift of God's love to another Crew? Take a few responses.

Say: **Now think of one *person* outside this room who you can give the gift of God's love to. Shout out that person's name. Pause. Everything we do, think, or say has the power to show that **GOD GIVES GOOD GIFTS**. (Yee-haw!)**

Give "God Gives Good Gifts" Wristbands

Say: **Every single one of us will have a time we need a gift from God. You might be lonely, confused, or afraid. Those are times to remember that God loves to give good gifts to his children. When you feel that way, I want you to remember that **GOD GIVES GOOD GIFTS**. (Yee-haw!) So I have a gift for each of you.**

Open the gift box and bring out a bag of wristbands. Hold up your own wristband.

When you wear this wristband, you can remember that God promises to give us hope, comfort, peace, friendship, and love. **GOD GIVES GOOD GIFTS. (Yee-haw!)**



Say: **In just a minute, Crew Leaders will come get a bag of wristbands. Let me show you how you'll hand these out.** Bring a volunteer up front and demonstrate by putting a wristband on the person's wrist and saying: **God gives good gifts, [name].** Have Crew Leaders retrieve the wristbands and hand them out with the affirmation you modeled. When you can see that everyone has a wristband, sound your Buckaroo Bell.

The Big Launch

Say: **God shared his best gift—Jesus—with the world. Let's explore what happens when we share God's gift of love.** Hold up a container attached to a yardstick. **Leaders, bring your Crews' ping-pong balls forward and place them in this container.**

Show the kids the container.

Ask:

❓ **Do you think these ping-pong balls represent *all* God's love?** Let kids respond.

Say: **Hmm, I don't think that's enough.**

Have three volunteers bring out their catapults and vegetable cans. Have the volunteers place their cans on their designated tape marks and position their yardsticks in the center of the cans. As they position their catapults, position yours, too.

Fill the volunteers' catapults with ping-pong balls.

Ask:

❓ **What about now? Do the ping-pong balls in these containers represent *all* God's love?** Allow time for kids to respond.

Say: **Hmm, I don't think that's enough.**

Have a volunteer walk up the center aisle carrying the King Catapult filled with ping-pong balls. As the volunteer comes forward, set the cooler in place on its side. Direct him or her to stand in the middle of the other volunteers.

Ahh. Now *that's* more like it.

Let's see what happens when we share God's love with one another. Check with your volunteers to make sure they're ready to launch the balls.

Lead kids in saying: **GOD GIVES GOOD GIFTS!** When kids say, "Yee-haw," you and your volunteers step on the short end of the yardsticks and 2x3-inch stud to launch all the ping-pong balls.



FIELD TEST FINDING

Keep the King Catapult a surprise! Store it in the back of your area in a place where kids can't see it. We placed ours behind a curtain near the sound booth. Kids were amazed to see the King Catapult when the volunteer carried it up the center aisle.





FIELD TEST FINDING

During our tests, we haphazardly placed the yardsticks on the cans. When the volunteers stepped on the yardsticks, some of the yardsticks slid and the ping-pong balls didn't launch very far. When you set up each catapult, place the yardsticks in the center of the cans (and the cooler) so they won't slide off.



FIELD TEST FINDING

Launching the ping-pong balls into the crowd is a huge wow! Kids and leaders gasped as they saw the balls fly through the air. Once the balls landed, it was a little chaotic because kids scrambled to get one. Our leader followed along and gave everyone the opportunity to take a ball. She even encouraged kids to share a ball if they had more than one—another way to teach kids that sharing God's love is fun!

Take time to quiet kids down, allowing them to each find a ball and hold it tightly in one hand. (You'll need to call on Crew Leaders to help with this step.)

Ask:

 **What happened in this room?** Take a few responses.

Say: **The room filled with laughter and excitement. And it got a little wild! Life is wild! Sometimes it's a good wild like this. Sometimes it gets scary or confusing—that kind of wildness you might not like so much. Hold up a ping-pong ball. But God loves us so much that he gave us his best gift to help us through those crazy times.**

God's gift of Jesus changed everything. It changed this room, it can change us, it can change one person's life, and it can change the world.

Let's sing "Thankful." It's a great way to celebrate God's greatest gift.



Lead crews in singing "Thankful." Words are on page 39.

Close With Prayer

Say: **Well, I've had so much fun horsing around with you at Yee-Haw! I'm glad you were here, and I can't wait to see what's in store tomorrow! Materials Managers, please help your Crew Leaders collect the name badges and put them in your Crew bags.**

Make announcements, ask a Prayer Person to pray, and then invite parents or caregivers to come and get their children.



Play "To God Be the Glory" as children exit.

Moo-sic & More—Day 2

Before Kids Arrive...

- * Prepare your “Talk About Sin” object lesson. Pour 4 cups of water into one vase, and label it “You.” Pour 3 cups of bleach and 1 cup of water into the second vase, and label it “God.” Pour 3 cups of water and 1 cup of iodine into the third container and label it “Sin.”
- * Practice the skit with Rawhide McSpur.
- * About 30 minutes before Yee-Haw VBS is scheduled to start, begin playing the Moo-sic & More CD. Continue the music until you’re ready to begin the program.



Welcome Crews

Say: **Welcome back to Yee-Haw VBS! Let’s round up our Crews with an awesome song! When people hear us singing, they’ll know that Moo-sic & More is beginning! Let’s sing “Joy to the World!”**



Lead everyone in singing “Joy to the World!” Words and motions are on page 36.

It’s so good to see such a happy herd of hop-alongs! Sometimes in Old West movies, you’ll hear some cowboy names that are pretty funny. Well, like our friend Rawhide, who came to visit yesterday! I imagine you probably don’t have many friends named Rawhide! A lot of times, cowboys would have nicknames based off things cowboys use—things like boots, saddles, lassos, and spurs. That makes me wonder something... If you were a cowboy, what would your cowboy name be?

Supplies

- Bible bookmarked at John 3:16
- 3 clear vases or large glasses
- water
- bleach (about 1 cup)
- iodine (about 1 cup)
- measuring cups
- masking tape
- marker
- Buckaroo Bell*
- Moo-sic & More Leader Version CD or download from Starter Kit
- Moo-sic & More DVD* (optional)
- Yee-Haw Program Resources DVD from Starter Kit
- media player or sound system
- DVD player and projector system
- microphone
- costume for Rawhide McSpur skit, p. 22

*available from Group Publishing or your Group VBS supplier

Give your own silly name and a reason. For example, if you like to go jogging, maybe your cowboy name would be Trailblazer. Or if you're a musician, you might want to be called Fiddler out on the trail! Encourage kids to look at the decorations and props around them for some inspiration. Then let kids share in their Crews what their silly cowboy nicknames would be.

After one minute, sound the Buckaroo Bell and draw attention back to yourself. Take a few responses from the audience, repeating them into your microphone so everyone can hear.

Supplies

- costume for Rawhide McSpur
- guitar or banjo (or any other instrument) for Rawhide

Rawhide McSpur

Rawhide: *(Enters with his guitar.)* Did I hear y'all flappin' yer gums about my name?

Leader: Hey, Rawhide! It's good to see you! We've just been talking about some of the fun nicknames cowboys have. We think Rawhide is a pretty cool name. How did you get your nickname?

Rawhide: Well, I'll tell ya. When I was a little whippersnapper, I went out ridin' on my pony and stumbled across a rattlesnake nest. Bein' a curious little tyke, I poked at them rattlers till one took a snap at me.

Leader: Oh no! That sounds terrible! Were you okay?

Rawhide: Aw, that critter tried gnawin' on my ankle fer a good 10 minutes! Turns out my skin's as tough as a tanned hide. So my ma and pa started callin' me Rawhide. *(Lowers voice and moves closer to the Leader, in a stage whisper)* Which is better'n my real name.

Leader: *(Continuing stage whisper.)* What's your real name?

Rawhide: Melvin.

Leader: Melvin's a great name! But we'll call you Rawhide. *(Points to guitar.)* Looks like you came to join us for some singing.

Rawhide: Well, y'all were so helpful yesterday, and I heard ya singin', too. So I wanted to try out a new song I wrote.

Leader: Wow! You wrote a song? That's so cool!

Rawhide: Yup. It's fer my best pal, Chuck-Wagon Charlie, on account a him savin' my life and all. *(Picks up guitar.)* Well, here goes. *(Prepares to strum, but the Leader interrupts him.)*

Leader: Wait! He saved your life? What happened?

Rawhide: Well, we was out on the trail and had made camp fer the night, and I was just buildin' up the campfire. *(Pretends to warm hands in front of a fire.)* I got that fire blazin' hotter'n a scorpion with a sunburn. Just then, I saw the biggest, blackest, hairiest, scariest spider I ever saw! *(Gulps.)* And it was right on my...arm! *(Holds out arm, reenacting his terror.)* Well, I figgered I

was a goner right then and there. Them giant desert spiders are lethal—that means they’ll do ya in!

Leader: I’m not a fan of spiders, either!

Rawhide: Well, Chuck-Wagon Charlie, he saw me frozen-like just starin’ at that hairy monster. And Charlie just reached out—riskin’ his own neck, I’m tellin’ ya—and picked it up and chucked it into the desert. *(Acts out Charlie bravely flinging the spider away.)*

Leader: Wow! That was pretty brave. You know, today we’re talking some more about God’s gifts and how God gave his greatest gift when *he* saved our lives.

Rawhide: I shore am grateful he did that! God’s love makes me wanna...just...*(Gives a loud, long “yee-haw!” startling the Leader.)* Sorry ’bout that.

Leader: *(Pointing to the guitar.)* Now, you were telling us about a song...?

Rawhide: Yessir [or yes’m]. *(Prepares to play.)* This is fer my pal, Chuck-Wagon Charlie, fer savin’ my life:

Rawhide sings offkey to the tune of the chorus of “Home on the Range”:

No spiders for me!

’Cuz my pal Chuck-Wagon Charlie

Took the one off my arm.

It won’t cause me no harm.

He’s a pal, he’s a pal, yessireeeee!

Leader leads kids in applauding for Rawhide, who exits, singing again.



Permission to photocopy this resource from Group’s Yee-Haw VBS granted for local church use. Copyright © 2019, 2025 Group Publishing, Inc., Loveland, CO. group.com

Review the Bible Story and Verse

Say: **Rawhide sang to show his thanks, and you and I can do the same. Let’s sing to show our thanks that GOD GIVES GOOD GIFTS! (Yee-haw!)**



Lead kids in singing “Thankful.” Words and motions are on page 39.

The Bible gives us a great reason to be thankful. Hold up your Bible opened to the key verse. **John chapter 3, verse 16 says, “For this is how God loved the world: He gave his one and only Son, so that everyone who believes in him will not perish but**

have eternal life.” Remember, *perish* means die, and *eternal* means forever. God’s gift of Jesus allows us to have a forever friendship with God.

Let’s review the actions that can help us remember those important words.

Lead kids in the actions below, saying the Bible verse as you do the actions.



“For this is how God loved the world:”



“He gave his one and only Son,”



“so that everyone who believes in him will not perish”



“but have eternal life.”

Remind kids that *believing* is when we hold on to something, which is why you clasp your hands together firmly. Practice the actions a couple of times.

Jesus was God’s one and only Son, who came as a baby. Let’s sing about the night Jesus came to earth.



Lead everyone in singing “Silent Night.” Words and motions are on page 38.

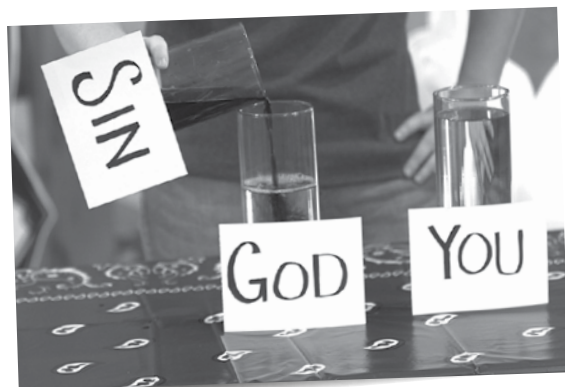
Talk About Sin

Bring out your three vases, and position them so kids can see the labels.

Say: **Jesus was God’s best gift to us. Let me show you why. Let’s imagine that this is you.** Point to the vase marked “You.” **This** (point to the vase marked “Sin”) **is all the wrong stuff we do—things like lying, being selfish, or saying mean words. The Bible calls those “sin.” The Bible also says that we all sin. No one is perfect, even if you think you’re a pretty good person. You may think, “Most of the time, I’m pretty good.” Maybe you just told a little lie.** Pour a little “Sin” into the vase marked “You.” **Or maybe you just talked back to your parents once or twice.** Pour a little more “Sin” into the water. Hold up the vase marked “You.” Ask:

- ❓ **What difference did the sin make?**
- ❓ **What difference does sin make in our lives?**

Hold up the vase marked “God.”



Say: **God is perfect and pure. There's no sin in God—ever!** Pour a little of the “Sin” into the vase marked “God.” **God gave us his greatest gift ever when he sent his Son, Jesus.** Pour the bleach mixture from the vase marked “God” into the vase marked “You.” **Because of Jesus, God will forgive our sins so we can have a forever friendship with him! GOD GIVES GOOD GIFTS (Yee-haw!) The best gift he gave was Jesus, who paid the price to take away our wrongdoings. Let's sing and praise God, giving him glory and celebrating his perfect, awesome gift of Jesus.**



Lead kids in singing “To God Be the Glory.” Words and motions are on page 40.

Send Off Crews

Say: **Right now we're going to say goodbye to our preschoolers so they can gallop over to Ponderosa Preschool for their own adventures.** Dismiss the preschoolers, but have elementary Crews stay seated.

Have Crew Leaders get out the “Who's Who on the Crew” handouts. **Like you did yesterday, take a minute with your Crew to decide who will do each important job today. Remember, the jobs are listed on your name badges, too.** Allow a minute for kids to choose their jobs. When it looks like everyone has finished, sound the Buckaroo Bell to get their attention. Make announcements, and remind Crews which group they travel with. Invite a Prayer Person to come up and pray for everyone's day at Yee-Haw.

Play the Moo-sic & More CD as the children exit.





Closing Corral—Day 2

Before Kids Arrive...

Make the balloons:

- * Cut four 4-foot lengths of curling ribbon.
- * Cut the water bottle in half, and be sure both halves are completely dry. Use the lower half as a measuring cup for the confetti. Use the top half (with the narrow opening) as a funnel to put 2 cups of confetti into each balloon.
- * Fill the balloons with helium, and tie them off.
- * Tie a 4-foot string to each balloon.
- * Attach each balloon to a chair or rock so it doesn't fly away. Set the balloons up front but out of sight. Volunteers will bring them out during the "Celebrate Jesus" portion of the closing.

Set up the experiment:

- * Put the large sticky note or sheet of easel paper on the easel, and draw a large smiley face on the paper. Set the easel up front but slightly back.
- * Attach both heat guns to extension cords. Then set a heat gun on each side of the paper. (We hung ours on the easel.)
- * Open the cans of compressed air and discard the red straw-like attachments (if the cans include these). We found that they froze up and blocked the air.
- * Place the work gloves and cans of compressed air on the other side of the easel. (After spraying the air continuously for a few seconds, the can gets *really* cold. Make sure the volunteers spraying the air wear the work gloves.)

Practice with your assistants:

- * You'll need two volunteers to write on the easel paper, erase the words with the heat guns, and make the words reappear using the compressed air.
- * Four volunteers will carry the black balloons on stage and pop them. (The first two volunteers who are doing the writing and erasing can also help with this step.)

HAVE YOU HERD?

If you'd rather not use helium, you *can* fill the balloons with an air pump and simply have volunteers hold them. If you choose not to use helium, you don't need to tie the balloons to strings.

Supplies

- Bible bookmarked at John 3:16
- tank of helium
- Disappearing Doodler Pens*
- 2 heat guns
- 2 extension cords (1 for each heat gun)
- 4 cans of compressed air (available from an office supply store)
- 2 pair of work gloves (to hold the cans of air, which get very cold)
- 18x24-inch sticky note or piece of easel paper
- easel
- four 3-foot-diameter black balloons*
- 8 cups of tissue paper confetti*
- curling ribbon to hold balloons
- empty 16-ounce water bottle
- 4 straight pins
- scissors
- Buckaroo Bell*
- Moo-sic & More Leader Version CD or download from Starter Kit
- Yee-Haw Program Resources DVD from Starter Kit
- media player or sound system
- DVD player and projector system

*available from Group Publishing or your Group VBS supplier

- * Set up a time to train and practice the closing experience with all the volunteers several times. Timing is everything! When volunteers are prepared, they feel successful and will volunteer again.
- * Review the day with your teenage assistants so they know when to help lead singing and assist with media needs.
- * About 30 minutes before Closing Corral is scheduled to start, begin playing the Moo-sic & More CD. This will create a fun and inviting atmosphere as the kids and Crew Leaders enter your area.

Welcome Crews to Closing Corral

Say: **While we're waiting for everyone to get here, let's sing a song! When people hear us singing, they'll know that Closing Corral is about to begin!**



Lead everyone in singing "All That I Am" (Psalm 103:1) as all the Crews arrive. Words and motions are on page 37.

It's good to see you rounded up here for our Closing Corral! A corral is a place that holds horses or cattle all in one safe place. But sometimes sneaky critters find ways to escape and run loose. I think sometimes we can be a little like that. Hold up a Bible. **God gives us guidelines for living—sort of like the fence posts of a corral. We have all this room to do what we want inside the corral, but we want to go outside God's ways and do our own thing.**

Pat your hands on your legs, like a galloping horse, if someone has done something mean or wrong to you. Pause.

Now be honest. Pat your legs and make galloping sounds if you've ever done wrong. (Be sure to make galloping sounds, too!) Pause.

We've all done wrong. Even grown-ups! That's why it's incredible to know that even though we do wrong, **GOD STILL GIVES GOOD GIFTS. (Yee-haw!) God's best gift of all—ever—was Jesus!**

Show "Gift's Story"

Say: **We've been exploring the verse that says, "For this is how God loved the world: He gave his one and only Son, so that everyone who believes in him will not perish but have eternal life." The first part of that says, "God loved the world." God doesn't only love kids here in [name of your community]. God gave his best gift for the whole, entire world.**

I'd like you to meet a friend who lives far away. He's discovered God's good gifts, even when things seemed hard or unfair. As you watch this, look for good gifts God gave this boy. Let's watch!





Dim the lights and play “Gift’s Story” from the Yee-Haw Program Resources DVD. When the segment ends, turn the lights up. Ask:



What gifts did God give to Gift?

Repeat some of the words you hear kids say.

Say: **Even in a hard life, Gift knows he’s loved. Love is a great gift! God’s love fills our lives with joy!**

Celebrate Jesus: God’s Ultimate Gift

Have your two volunteers come up front and move the easel forward. They’ll stand on either side of the easel, holding the Disappearing Doodler Pens.

Point to the easel paper with the smiley face.

Say: **In your Crews, share how you’d finish this sentence: “I’m happy when...” For example, “I’m happy when my sons text me and say ‘Love you, mom.’” Crew Leaders, you go first and make sure everyone in your Crew has a chance to share.**

Allow a minute for kids to share. Then ask kids to call out their answers. Repeat answers as you hear them so the volunteers know what to write on the paper with the smiley face. Volunteers can condense larger responses, so they’re only writing words like “cake,” “swimming,” “fun times,” or “texts.” Be sure your volunteers write the words *as large as possible* so everyone can see them!

Look at all this happiness. Read some of the words on the paper. **But life isn’t always happy like that. Like we saw in our video, sometimes...life is sad.**

Your volunteers will run the heat guns over the paper, without touching the paper. This erases the ink.

Ask:



What happened to all those things—our hopes and happiness?

Say: **That makes me sad. Being sad happens to all of us. Life is sad when someone we love dies, when our feelings get hurt, when we miss a friend who moved away, or when we didn’t do well on a test. Sadness is real, and it hurts.** Hold your hands together in a heart shape, with your fingertips curved together and your thumbs together. **Some people say that their hearts break** (pull your hands apart so the “heart” breaks) **when they’re sad.**

Ask:



When do you feel sad or brokenhearted? Circle up in your Crews and whisper quietly times you feel sad. Leaders, you go first. Allow time for kids to whisper.



FIELD TEST FINDING

We had our helpers record kids’ answers making extra thick, bold lines. If volunteers need to go over the letters to make them darker, have them do it when the leader is repeating some of the words kids shared. (This is also why you have two volunteers, so they can quickly and efficiently write plenty of responses!)



FIELD TEST FINDING

We heard a room full of gasps when the ink erased! “Wow! That is so cool! How did that happen? No way!”

Say: **When Jesus lived on earth, he did things that made a lot of people so happy! He healed people. He helped people. He encouraged them and showed them God's love. But some people thought he was lying, so they hurt Jesus. Jesus died.**

Have four volunteers bring up the balloons and line them across the stage.

That was a sad, sad, dark day. Point to the blank paper. **Without Jesus, all these joyful, happy things...would be gone forever. Without Jesus, there's no hope for those things, and there's no hope for a friendship with God! Life would be sad. But GOD GIVES GOOD GIFTS. (Yee-haw!) God gave Jesus.**

Jesus came to heal the sadness you whispered earlier.

Jesus didn't stay dead! Jesus was stronger than death—he won! Jesus came back to life, making a way for us to have new life and be friends with God forever.

As you say the Bible Point, have volunteers use the straight pins to pop the balloons on the word “Yee-haw!”

GOD GIVES GOOD GIFTS. (Yee-haw!)

Let's celebrate and sing! Please stay seated while you sing... and keep an eye on our sheet of paper.



Lead Crews in singing “To God Be the Glory.” Words are on page 40.

Have volunteers spray the compressed air on the paper while kids are singing. The cold air makes the ink reappear!

After the song, motion to the paper with the “happy” words back on it.

Say: **Because of Jesus, we can have hope for joy and happiness.**

Our happiness, joy, and all the wonderful things we hope for return. Read the words as they reappear on the paper.

Close the Show

Say: **Before we finish this amazing day at Yee-Haw VBS, I want to give a special thank you to some of the best gifts in the room—your Crew Leaders! Crew members, circle up and give a hug to your incredible Crew Leaders.**

When kids have finished with their hugs, have everyone sit. Make any necessary announcements. Ask a Prayer Person to pray, and then invite parents and caregivers to come get their children.



Play “Joy to the World!” as children exit.



FIELD TEST FINDING

One of our balloons had too much confetti and wouldn't stay afloat. Our volunteer simply held the balloon overhead. The “wow” was the same—in fact, the kids loved seeing her covered in confetti!

HAVE YOU HERD?

Gently shake the can of compressed air while spraying. This helps the cold air flow evenly and quickly. Test making the letters reappear a few times to determine the best position to hold the can of air and the correct distance to position the can from the paper.

Sunday Celebration

A Celebration Stampede!

Wrap up your Yee-Haw VBS with an easy Sunday morning celebration that not only celebrates your program and all the kids who attended but also slides easily into any Sunday morning service at your church! The following script will take about 15 to 20 minutes and gives kids a chance to share the incredible music from Yee-Haw, their adorable faces in a Spotlight VBS presentation, and how they're serving through Projects-With-a-Purpose. Plus there's a fun cameo appearance from Rawhide McSpur!

Prepare for the Celebration

- * Ask your Yee-Haw team to be available to help you lead songs up front with the kids and be enthusiastic representatives of the fun two days at VBS.
- * Work with the Spotlight VBS Leader to have everything ready to show the fun Spotlight VBS slideshow.
- * Stash Rawhide's guitar or banjo behind a prop, within easy reach.
- * Connect with the Projects-With-a-Purpose Leader to be sure he or she is ready to show and explain the project kids have worked on and how they'll show God's good gifts through serving others.

Start With a Song

Say: **Welcome to our Yee-Haw celebration! I'm [name], and I've been the Moo-sic & More Leader during Yee-Haw vacation Bible school. The past few days we've been on the trail with some amazing kids, discovering that **GOD GIVES GOOD GIFTS**. (Yee-haw!) That's our Bible Point, by the way, and whenever you hear me say "God gives good gifts," you'll shout "Yee-haw!" and make this motion. Demonstrate the motion for "yee-haw." Kids, let's show everyone how it's done. Ready? **GOD GIVES GOOD GIFTS**. (Yee-haw!)**

All right, trail team, I need your helping hands and voices with this next part, too. Let's lead everyone in one of the best parts of VBS—singing *spectacular songs*! We love our mooosic!

Invite kids and any adults involved in your VBS to come up front with you to lead everyone in the song and the motions.

Everyone stand up and join us in a joyful song!



Lead everyone in singing "Joy to the World!" Words and motions are on page 36.

After the song is over, have everyone sit down again.

Supplies

- Bible marked at John 3:16
- Moo-sic & More Leader Version CD or download from the Starter Kit
- Moo-sic & More DVD* (optional)
- Yee-Haw Program Resources DVD from the Starter Kit
- media player or sound system
- DVD player and projector system
- microphone
- basket of finished projects from Projects-With-a-Purpose
- skit supplies (p. 32)

*available from Group Publishing or your Group VBS supplier

HAVE YOU HERD?

While this presentation is created for a Sunday morning gathering, you're welcome to use it at a time that best suits your church.

Enjoy Spotlight VBS™

Say: **We could tell you about the stampede of smiles we had at Yee-Haw VBS, but sometimes pictures say so much more than words. We put together a slideshow for you to see the fun in action, hear what we've learned from the Bible, and sing another great Yee-Haw song with us.**



Have your Spotlight VBS Leader show the Spotlight VBS slideshow presentation.

Say: **Another highlight of our VBS was meeting our new friend, Rawhide McSpur. Rawhide had so much fun that he came back today! Help me welcome the coolest cowpoke on the ranch, Rawhide McSpur!** Lead everyone in applause as your skit volunteer joins you up front.

Supplies

- guitar or other instrument



Rawhide McSpur Skit

Rawhide: Hey, [Leader's name], it's shore good to see you again! An' all my friends who helped me out so much at *(yells with lots of emotion, taking off his hat and holding it in the air)* Yeeee-Haw! *(Turns to the kids and sees the adults. Startles and steps behind the Leader, as if hiding.)*

Leader: *(Trying to turn to see Rawhide.)* Well...Rawhide, we're glad to see...hey, where'd you go?

Rawhide: *(Continues hiding behind the Leader, motioning to the crowd.)* You didn't tell me you'd brung all those grown-ups along. They make me as nervous as a pig at a barbecue!

Leader: *(Looks at the audience.)* Oh, these are just moms and dads and friends of the kids you met at Yee-Haw. They're fun and really glad to meet you. In fact, they might like it if you sang them a song.

Rawhide: Oh, I couldn't sing in front of all these people. My singin's about as sweet as a skunk in summer.

Leader: Rawhide, you sing really well! Especially when you're celebrating God's gifts! I heard you practicing out in the corral, and only one of the cows walked away.

Rawhide: *(Moves out from behind the Leader.)* Oh, that's jest Bossie. She gits mad if I don't sing her favorite—*(with lots of feeling)* "Moooooon River." But that puts the rest of the herd to sleep.

Leader: *(Reaches behind prop and brings out the guitar.)* I know you've been learning about God's good gifts. And God's given you the gift of music. Or at least the gift of enjoying music! So maybe you can help us celebrate God's gifts.

Rawhide: *(Takes guitar.)* Well, I shore do like to sing out thar on the trails.

Rawhide sings this slowly to the tune of “Home on the Range”:

Good gifts come from God,

Not just kids, but fer mas and fer pas.

He gave us his Son

’Cuz he loves everyone!

If yer shore that’s the truth shout “Yee-haw!”

Rawhide stops singing and leads everyone in shouting “Yee-haw!”

Leader leads everyone in a round of applause for Rawhide’s quirky, funny song.

Rawhide: *(Energetically)* It shore is fun to thank God fer his good gifts. I think I better work on another song—there’s jest so much to say! There are so many gifts God gave us. Why, my head’s fuller’n a rabbit in a rutabaga patch! *(Pumps Leader’s hand in gratitude and waves to audience as he exits.)*

Leader: ‘Bye, Rawhide! Happy songwriting!

Permission to photocopy this resource from Group’s Yee-Haw VBS granted for local church use. Copyright © 2019, 2025 Group Publishing, Inc., Loveland, CO. group.com

Celebrate Projects-With-a-Purpose

Say: **Rawhide McSpur has been discovering how much God loves us—and how God gave us his best gift when he sent Jesus. Hold up your Bible opened to John 3:16. John chapter 3, verse 16 says, “For this is how God loved the world: He gave his one and only Son, so that everyone who believes in him will not perish but have eternal life.” God’s gift of Jesus allows us to have a forever friendship with God.**

Lead the actions below, saying the Bible verse as you do the actions.



“For this is how
God loved the world:”



“He gave his one and
only Son,”



“so that everyone who
believes in him will
not perish”



“but have eternal life.”

Say: **We have such a precious gift from God, and we can share his love by giving gifts to others! At Yee-Haw, kids lived out God's love through something we call Projects-With-a-Purpose.**

Invite the Projects-With-a-Purpose Leader forward to explain what kids did to put the project together and the purpose (and people) the project serves.

Close With a Blessing Prayer

Say: **It's so exciting to see all the learning, caring, praising, and serving that's happened at Yee-Haw, and it's all because **GOD GIVES GOOD GIFTS.** (Yee-haw!) Let's thank God for his best gift ever—his Son, Jesus. Please join me in a prayer.**

Pray: **Dear God, thank you for sending your Son, Jesus, as the best gift of all. Because of Jesus, we can have a forever friendship with you. We have your love and forgiveness. Thank you for loving us so much. We ask that you use our projects to bless others. Through the gifts these awesome kids made, people will see your love. In Jesus' name, amen.**



After your prayer, lead everyone in singing "Thankful." Words and motions are on page 39.

Thank everyone for celebrating Yee-Haw VBS.



SONG LYRICS & MOTIONS



Joy to the World!

Oh, oh (*Pump fist in air 5x*)

Oh, oh

Oh, oh

Joy to the world! The Lord is come! (*Hands circle from overhead, make "L" with fingers and move from shoulder to opposite hip*)

Let earth receive her King! (*Hand sweeps up, other hand sweeps up, hands to head like crown*)

Let every heart prepare him room, (*Hand sweeps from side to heart, other hand sweep to heart*)

And heaven and nature sing, (*Hand out to side like question, other hand out to side, move hands outward from mouth*)

And heaven and nature sing, (*Hand out to side like question, other hand out to side, hands to mouth*)

And heaven, and heaven and nature sing. (*Hand out to side like question, other hand out to side, hands to mouth*)

Oh, oh (*Pump fist in air 5x*)

Oh, oh

Oh, oh

He rules the world with truth and grace, (*Hands circle from overhead, sign for "truth"—pointer finger to mouth and move down, hands to heart*)

And makes the nations prove (*Sweep arms in front and out*)

The glories of his righteousness, (*One arm from opposite hip up and over, opposite arm up and over*)

And wonders of his love, (*Make "shine" hands 2x, cross arms over heart*)

And wonders of his love, (*Make "shine" hands 2x, cross arms over heart*)

And wonders, wonders of his love. (*Turn in a circle with arms up and out*)

Oh, oh (*Pump fist in air 5x*)

Oh, oh

Oh, oh

Joy to the world! The Lord is come! (*Hands circle from overhead, make "L" with fingers and move from shoulder to opposite hip*)

Let earth receive her King! (*Hand sweeps up, other hand sweeps up, hands to head like crown*)

Let every heart prepare him room, (*Hand sweeps from side to heart, other hand sweep to heart*)

And heaven and nature sing, (*Hand out to side like question, other hand out to side, move hands outward from mouth*)

And heaven and nature sing, (*Hand out to side like question, other hand out to side, hands to mouth*)

And heaven, and heaven and nature sing. (*Hand out to side like question, other hand out to side, hands to mouth*)

Oh, oh (*Pump fist in air 5x*)

Oh, oh

Oh, oh

All That I Am (Psalm 103:1)

Chorus:

Let all that I am praise the Lord. (*Crouch down, then stand and raise hands high.*)

With my whole heart I will praise his holy name. (*Pat chest, then wave hands overhead.*)

Let all that I am praise the Lord. (*Crouch down, then stand and raise hands high.*)

With my whole heart I will praise his holy name. (*Pat chest, then wave hands overhead.*)

Yeah.

Verse:

With my hands (Echo) (*Wiggle hands*)

I will serve you. (Echo) (*Motion both hands out as if serving something*)

With my feet (Echo) (*Move feet*)

I will go. (Echo) (*Walk in place*)

With my voice (Echo) (*Cup both hands by mouth*)

I will sing (Echo) (*Move both hands out*)

Of your love (Echo) (*Place both palms on chest*)

That rescued me. (*Hug self, then jump to the beat*)

(*Sing chorus, verse, chorus.*)

I will praise his holy name.

Oh, I will praise his holy name.

Silent Night

Silent night, (*Pointer finger to mouth*)

Holy night, (*Prayer hands*)

All is calm, (*Lower hands to sides*)

All is bright (*Raise arms and look up*)

'Round yon virgin (*Circle one hand from side to heart*)

Mother and child. (*Circle other hand from side to heart*)

Holy infant, so tender and mild. (*Rock baby*)

Sleep in heavenly peace, (*Make sleep hands by head, make sign for "peace"—cross hands in front of heart and move out and down*)

Sleep in heavenly peace. (*Make sleep hands by head, make sign for "peace"—cross hands in front of heart and move out and down*)

Silent night, (*Pointer finger to mouth*)

Holy night, (*Prayer hands*)

Son of God, loves pure light. (*Flat side of hand down front of face, raise arms up and then circle down to sides*)

Radiant beams from thy holy face (*Raise one hand up, raise other hand up*)

With the dawn of redeeming grace. (*Sweep hands down to sides, hands to heart*)

Jesus, Lord at thy birth. (*Sign for "Jesus"—touch middle fingers to opposite palm, rock baby*)

Jesus, Lord at thy birth. (*Sign for "Jesus"—touch middle fingers to opposite palm, rock baby*)

Thankful

I like to think about *(Put hands to temples)*

The goodness of the Lord. *(Hug arms)*

He gives me everything I need and so much more, *(Palms come forward, out to sides, and push out 2x)*

So I just wanna lift my hands *(Raise arms in front)*

And say that I love him! *(Put hands to heart)*

I just wanna lift my heart in praise! *(Raise arms, wave hands side to side 4x)*

And I wanna be thankful! *(Pump fist 2x)*

I wanna be grateful! *(Clasp hands together to right, then left)*

I wanna remember everything that the Lord has done! *(Circle arms up and over through center, pump hands out low, middle, high)*

I wanna be thankful! *(Pump fist 2x)*

I wanna be grateful! *(Clasp hands together to right, then left)*

I wanna be! I wanna be! I wanna be! *(Pump fist 3x)*

I like to think about *(Put hands to temples)*

The goodness of the Lord. *(Hug arms)*

He gives me everything I need and so much more, *(Palms come forward, out to sides, and push out 2x)*

So I just wanna lift my hands *(Raise arms in front)*

And say that I love him! *(Put hands to heart)*

I just wanna lift my heart in praise! *(Raise arms, wave hands side to side 4x)*

And I wanna be thankful! *(Pump fist 2x)*

I wanna be grateful! *(Clasp hands together to right, then left)*

I wanna remember everything that the Lord has done! *(Circle arms up and over through center, pump hands out low, middle, high)*

I wanna be thankful! *(Pump fist 2x)*

I wanna be grateful! *(Clasp hands together to right, then left)*

I wanna be! I wanna be! I wanna be! *(Pump fist 3x)*

And I wanna be thankful! *(Pump fist 2x)*

I wanna be grateful! *(Clasp hands together to right, then left)*

I wanna remember everything that the Lord has done! *(Circle arms up and over through center, pump hands out low, middle, high)*

I wanna be thankful! *(Pump fist 2x)*

I wanna be grateful! *(Clasp hands together to right, then left)*

I wanna be! I wanna be! I wanna be! *(Pump fist 3x)*

I wanna be! I wanna be! I wanna be! *(Pump fist 3x)*

I wanna be! *(Pump fist)*

To God Be the Glory

To God, to God, to God be the glory. (Step right 3x, roll hands back by sides, jump and pump up hands 2x)

To God, to God, to God be the glory. (Step left 3x, roll hands back by sides, jump and pump up hands 2x)

To God, to God, to God be the glory. (Step right 3x, roll hands back by sides, jump and pump up hands 2x)

To God, to God, to God be the glory. (Step left 3x, roll hands back by sides, jump and pump up hands 2x)

To God be the glory great things he has done, (Raise right arm, raise left arm)

So loved he the world that he gave us his Son, (Sweep hands down to sides, extend fisted hands to sides)

Who yielded his life an atonement for sin, (Sweep both hands from upper left to lower right, repeat on other side)

And opened the life-gate that all may go in. (Hold palms together in front of chest, extend hands forward and out)

Praise the Lord, praise the Lord, (Sway arms overhead right, sway arms overhead left)

Let the earth hear his voice; (Put hands to ears)

Praise the Lord, praise the Lord, (Sway arms overhead right, sway arms overhead left)

Let the people rejoice; (Jump and pump fist)

Oh, come to the Father, through Jesus the Son, (Make sign for God, extend fisted hands out to sides)

And give him the glory; great things he has done. (Raise right arm, raise left arm)

To God, to God, to God be the glory (Step right 3x, roll hands back by sides, jump and pump up hands 2x)

To God, to God, to God be the glory (Step left 3x, roll hands back by sides, jump and pump up hands 2x)

To God be the glory great things he has done, (Raise right arm, raise left arm)

So loved he the world that he gave us his Son, (Sweep hands down to sides, extend fisted hands to sides)

Who yielded his life an atonement for sin, (Sweep both hands from upper left to lower right, repeat on other side)

And opened the life-gate that all may go in. (Hold palms together in front of chest, extend hands forward and out)

Praise the Lord, praise the Lord, (Sway arms overhead right, sway arms overhead left)

Let the earth hear his voice; (Put hands to ears)

Praise the Lord, praise the Lord, (Sway arms overhead right, sway arms overhead left)

Let the people rejoice; (Jump and pump fist)

Praise the Lord, praise the Lord, (Sway arms overhead right, sway arms overhead left)

Let the earth hear his voice; (Put hands to ears)

Praise the Lord, praise the Lord, (Sway arms overhead right, sway arms overhead left)

Let the people rejoice; (Jump and pump fist)

Oh, come to the Father, through Jesus the Son, (Make sign for God, extend fisted hands out to sides)

And give him the glory; great things he has done. (Raise right arm, raise left arm)

And give him the glory; great things he has done. (Raise right arm, raise left arm)

And give him the glory; great things he has done. (Raise right arm, raise left arm)

To God, to God, to God be the glory. (Step right 3x, roll hands back by sides, jump and pump up hands 2x)

To God, to God, to God be the glory. (Step left 3x, roll hands back by sides, jump and pump up hands 2x)

To God, to God, to God be the glory. (Step right 3x, roll hands back by sides, jump and pump up hands 2x)

To God, to God, to God be the glory. (Step left 3x, roll hands back by sides, jump and pump up hands 2x)

Moo-sic & More and Closing Corral

Get ready for a stampede of smiles!

We're so glad you joined the herd! You're in for a rip-roarin' time as you corral the entire VBS for upbeat worship that brings everyone closer to God. We've provided you with five faith-building songs that are easy to learn, fun to sing, and impossible to get out of your head. You'll also lead closing large-group activities that include surprising experiences, relationship-rich discussions, and real-life kid videos that all focus on one simple Bible truth: God gives good gifts!

This manual includes scripts, song motions, song lyrics, setup instructions, and insider tips.



Questions?



group.com/YeeHaw



Visit your Group VBS supplier



800.447.1070

Follow Group VBS on:



ISBN 978-1-4707-7952-8



9 781470 779528

VBS PROGRAMMING
Printed in the U.S.A.

group.com/vbs

Group