

Catalog

Volume No. 1 | 2024



NANOCUE TECHNOLOGY

CATALOG OF AFM PRODUCTS AND SERVICES

WWW.NANOCUETECH.COM

Table of Contents





I.	Cover Page	1
II.	Table of Contents	4
III.	Letter From Editor	10
IV.	Electrochemistry Cell	14
V.	Rotating Ball	18
VI.	Magnetic Field Generator	22
VII.	Sample Analysis Services	26
VIII.	Training and Education	30

ELECTROCHEMISTRY CELL FOR AFM / STM


-These cells are designed to fit different types of working electrodes and can be operated in a sterile environment for Lithium Battery Research.

-Adaptable with: DI 3100; Icon; Keysight and Park.

Modular designed electrochemistry cell made of three major components: 1. Cell bodies designed to adapt to electrode samples with different thickness, connection option and size. 2. Electrode cage ring accommodate counter electrode allow easy installation. 3. outer structure for connectivity and act as protection of the surrounding instrumentation from corrosive electrolyte



Modular Variation



	Temperature Range	Tensile Strength, psi	Impact Strength, ft.-lbs./in.	Machinability, % (Based on Acetal = 100%)	Relative Cost.
	-45° F 0° F 550° F	Stronger	Tougher	Faster cutting, smoother finish	
PVDF Chemical resistant	[Color bar]	8,100	2.0	60%	\$\$\$\$
PTFE Chemical resistant, slippery	[Color bar]	2,200	3.5	90%	\$\$\$\$
FEP Chemical and impact resistant	[Color bar]	3,800	5+	Not Rated	\$\$\$\$\$
PFA Extreme temperature	[Color bar]	3,600	5+	Not Rated	\$\$\$\$\$
PPS Chemical resistant	[Color bar]	13,500	0.6	70%	\$\$\$\$\$
PEEK Wear and chemical resistant	[Color bar]	14,000	0.6	65%	\$\$\$\$\$
Acetal Easy to machine	[Color bar]	10,000	1.0	100%	\$\$\$

Sample Analysis Services

Providers of professional sample imaging and data analysis. Now you can observe your sample analysis through ZOOM in real time!

Equipped with the best resolution AFM instruments in 20+ imaging modes.

ISO certified imaging analysis software from Digital Surf is used to perform image processing, data analysis, and information organization.

The combined experience of our application team exceeds 20 years. Feel confident knowing your sample analysis is being performed by experienced veteran application scientists.



AFM TRAINING AND EDUCATION

After Many years of servicing clients with their Atomic Force Microscope needs, Our experts have decided to provide AFM users with our expertise and knowledge by offering virtual training and lectures! Not only will Nanocue connect AFM users directly with a trained professional, Our company is dedicated to helping clients become trained and knowledgeable in all aspects of their AFM research and product!

-
- Attend live AFM training courses to learn more about your product and research via ZOOM
- Explore or download our classroom materials and custom content material from our AFM experts
- submit a question / topic to be answered and explained through our live courses
- schedule in-person / online sessions for assistance with installations, product and software troubleshooting, repairs / and continuing education

Sample Analysis Provider

Our AFM controller computer is connected to the internet, and we offer real-time zoom sample imaging and zoom data analysis.

Experienced application scientist

We have the most experienced veteran application scientists working with clients on their samples. The combined experience of our application team exceeds 20 years and in many research areas.

We are equipped with the best resolution AFM instruments available with 20 plus imaging modes.

Most advanced imaging analysis software

ISO certified imaging analysis software from Digital Surf is used to perform image processing, data analysis, and information organization.

