



IDAHO ANTI-TRAFFICKING COALITION

2022

# Semi-Annual Data Report

IDAHO  
ANTI-TRAFFICKING COALITION



# MISSION, VISION, & CORE VALUES



## Mission, Vision, & Core Values

The mission of the Idaho Anti-Trafficking Coalition is to work alongside community members in providing awareness, education, services, and safe housing for victims of human trafficking.

**Our vision** is to create a safe environment where individuals can receive appropriate services and support, and when necessary, safe housing, in order to work on healing, restoration, recovery, and independence.

We believe in the following **core values**:

1. All individuals have the right to be treated with dignity and respect.
2. All individuals should have access to needed services that achieve optimal outcomes.
3. All individuals should be empowered to exercise informed consent.

## Funding & Data Reporting 2022

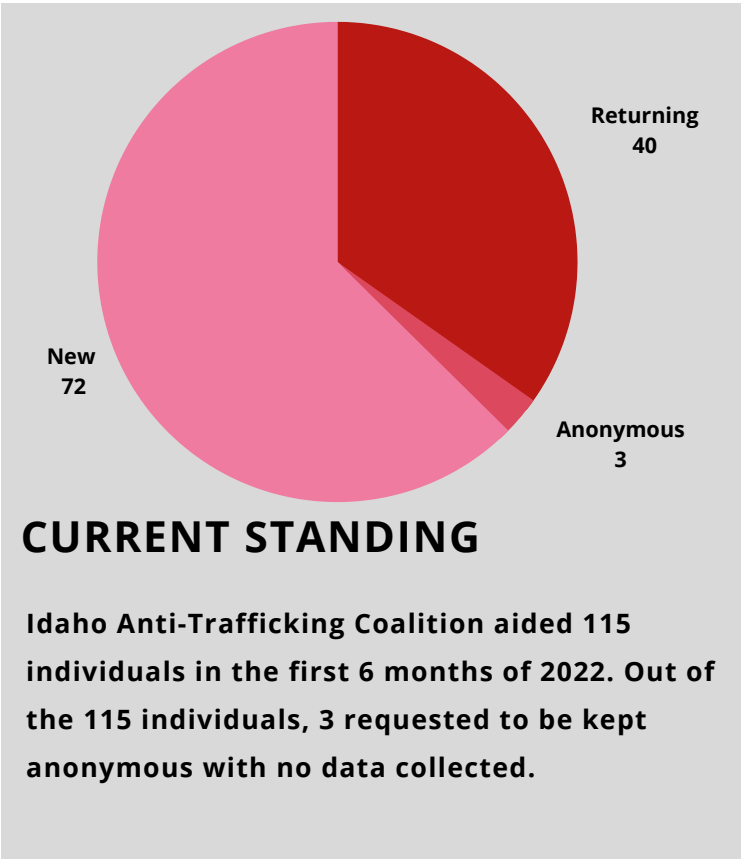
In addition to community donors, the Idaho Anti-Trafficking Coalition relies on two main funding sources, a subgrant from the Idaho Council on Domestic Violence and Victim Assistance and a subgrant through the Idaho Department of Health and Welfare.

On an annual basis, Idaho Anti-Trafficking Coalition receives \$333,987 and \$23,133 from these sources, respectively. A requirement of these funding sources is data collection. Idaho Anti-Trafficking Coalition is the first organization in the State of Idaho to be officially collecting data on human trafficking. All classifications and metrics are created by and reported to the Idaho Council on Domestic Violence and Victim Assistance.



# TOTAL PERSONS SERVED- 115

## VICTIM DEMOGRAPHICS

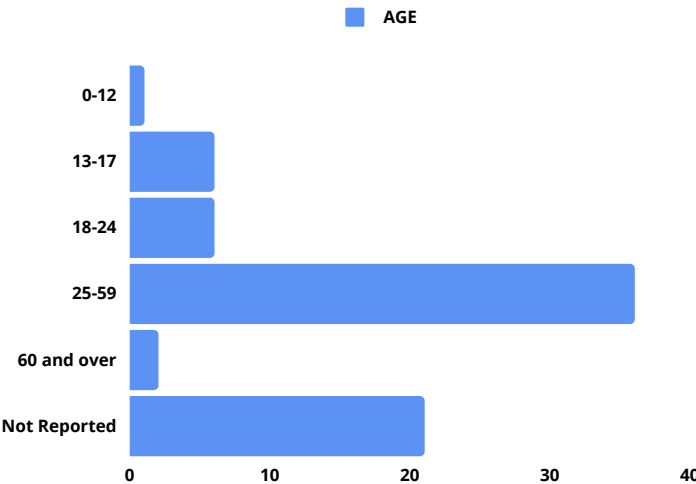


### GENDER IDENTITY OF NEW CLIENTS SERVED

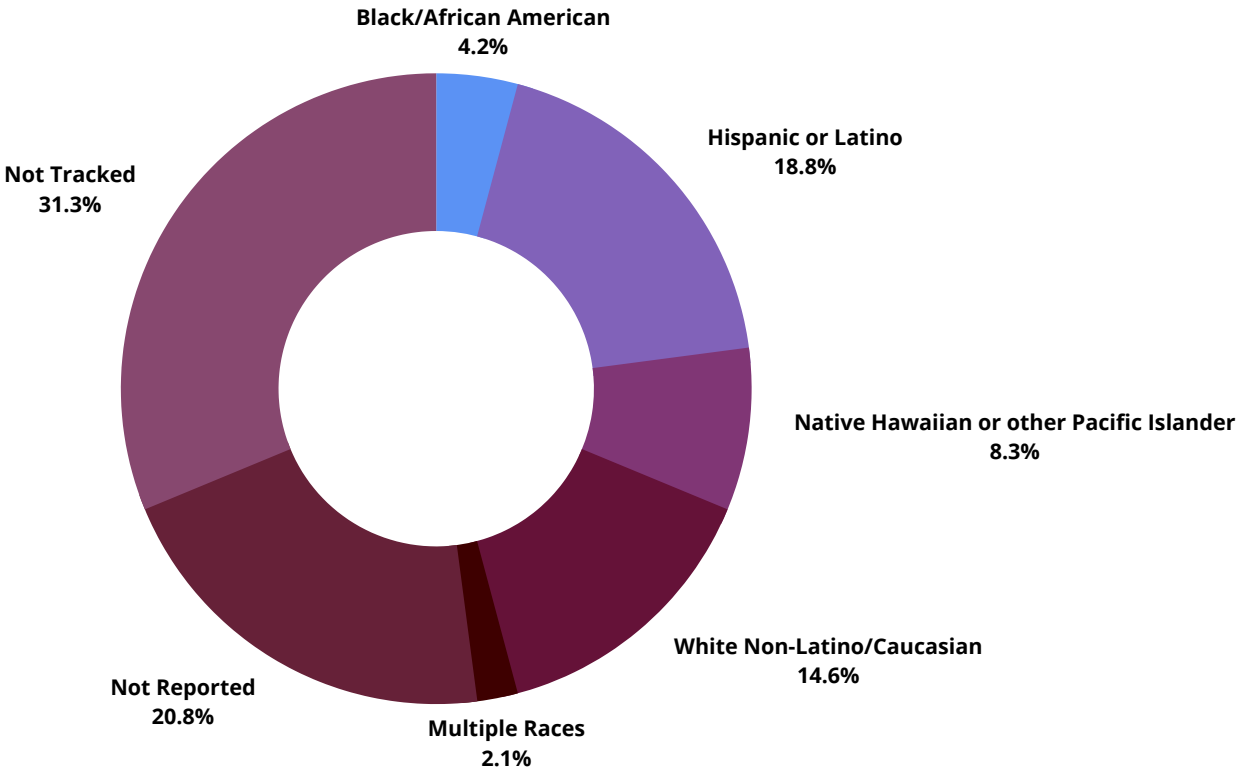
MALE-14  
FEMALE-46  
OTHER-3  
NOT REPORTED-9

63%

FEMALE



### RACE & ETHNICITY OF NEW CLIENTS



## TYPES OF VICTIMIZATIONS:

On a national level, it is understood that self-identifying as a victim of sex trafficking is extremely low. From our data, 41 individuals self-identified as a victim of sex trafficking

ADULT SEXUAL ASSAULT: 25  
ADULTS SEXUALLY ABUSED/ASSAULTED AS CHILDREN: 27  
ARSON: 2  
BULLYING (VERBAL, CYBER, OR PHYSICAL): 39  
BURGLARY: 5  
CHILD PHYSICAL ABUSE OR NEGLECT: 25  
CHILD PORNOGRAPHY: 8  
CHILD SEXUAL ABUSE/ASSAULT: 21  
DOMESTIC AND/OR FAMILY VIOLENCE: 52  
DUI/DWI INCIDENTS: 4  
ELDER ABUSE OR NEGLECT: 1  
HATE CRIME: 6  
HUMAN TRAFFICKING: LABOR 17  
HUMAN TRAFFICKING: SEX 41  
IDENTITY THEFT/FRAUD/FINANCIAL CRIME: 15  
KIDNAPPING (NON-CUSTODIAL): 16  
KIDNAPPING (CUSTODIAL): 2  
MASS VIOLENCE: 1  
OTHER VEHICLE VICTIMIZATION: 0  
ROBBERY: 9  
STALKING/HARASSMENT: 40  
SURVIVORS OF HOMICIDE VICTIMS: 5  
TEEN DATING VICTIMIZATION: 16  
TERRORISM: 3  
VIOLATION OF A COURT (PROTECTIVE) ORDER (OTHER): 7  
NOT REPORTED: 5

# 41

**SELF-IDENTIFIED AS  
VICTIMS OF  
SEX TRAFFICKING**

### TOP THREE

66.66% Domestic and/or Family Violence

52.56% Sex Trafficking

51.28% Stalking/Harassment

*\*FROM OUR DATA, 58 INDIVIDUALS INDICATED THAT THEY WERE VICTIMS OF MULTIPLE CRIMES*

## TYPES OF VICTIMIZATIONS

# 408

**TOTAL**

There are 26 subsets of crime victimization categorized by the Idaho Council on Domestic Violence and Victim Assistance. Out of 115 individuals aided, there were 408 counts of crime victimization.

# SPECIAL CLASSIFICATIONS

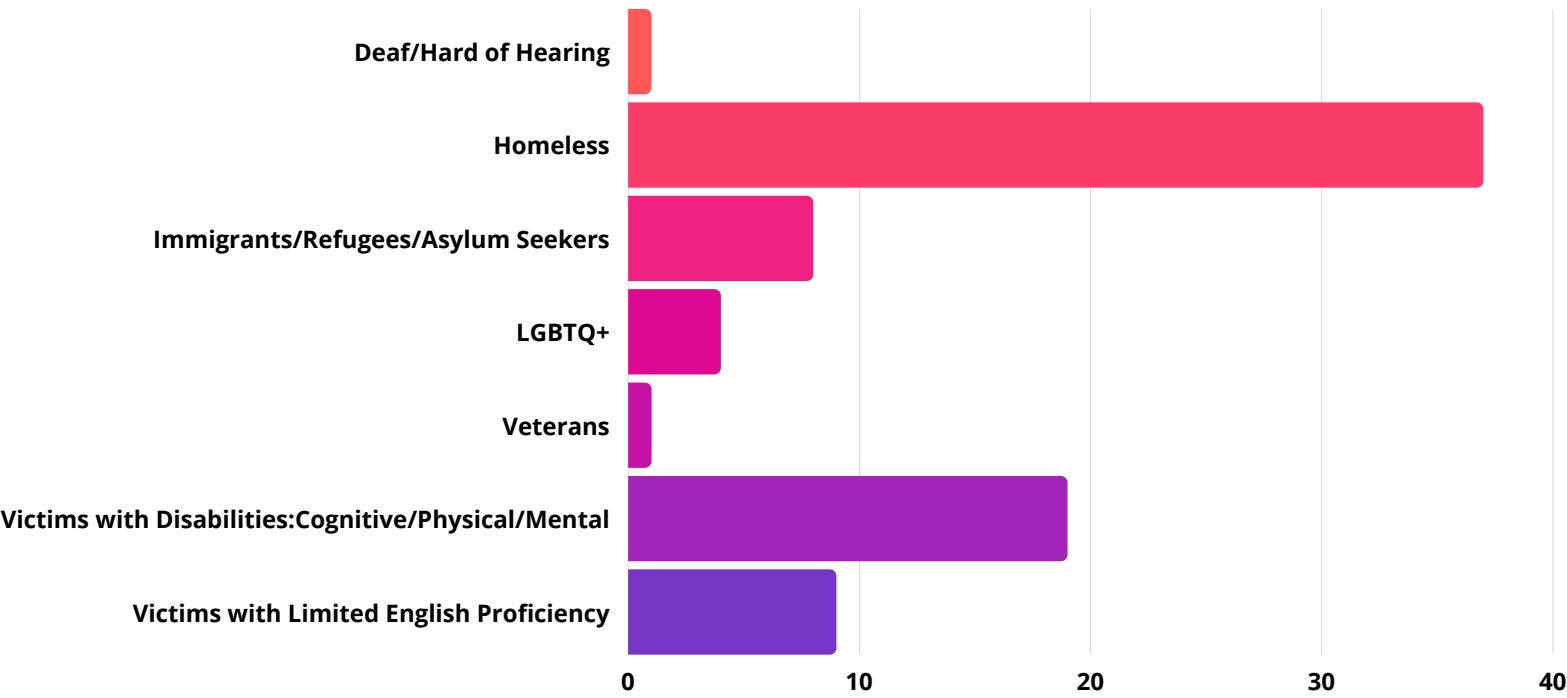
There are 8 subsets of special classifications categorized by the Idaho Council on Domestic Violence and Victim Assistance. Out of 115 individuals aided, there were 79 counts of special classifications. Traffickers often prey and target vulnerable populations. These populations carry a heightened risk of being exploited.

19  
OF INDIVIDUALS  
IDENTIFIED AS HAVING A DISABILITY

National Statistics show that 1 in 5 of homeless youth were identified as victims of some form of human trafficking



OVER  
32%  
REPORTED BEING HOMELESS



# DIRECT VICTIM SERVICES

## SHELTER AND HOUSING ASSISTANCE

# 304

Total # of Services

**EMERGENCY SHELTER OR SAFE HOUSE: 74**  
**TRANSITIONAL HOUSING: 210**  
**RELOCATION ASSISTANCE: 20**

23 individuals were aided and received 304 counts of direct services. Shelter and housing services include emergency shelter or safe housing, transitional housing, and relocation assistance.

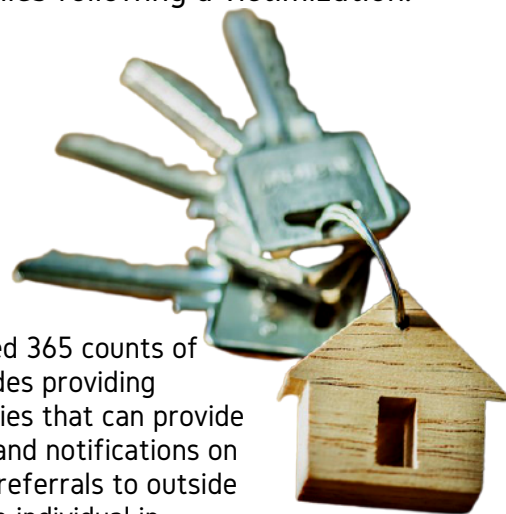
Shelter/Safe House refers to offering specialized short-term and long-term housing and related victimization support services for victims and members of their families following a victimization.

## INFORMATION AND REFERRALS

# 365

Total # of Services

53 individuals were aided and received 365 counts of direct services. This assistance includes providing information on or a referral to agencies that can provide services for criminal justice process and notifications on victim rights. According to our data, referrals to outside community agencies that could aid an individual in conjunction with Idaho Anti-Trafficking Coalition were made 189 times.



Information and Referral refers to in-person contact with victims to identify services offered and support available by subgrant projects and other community agencies.

**CRIMINAL JUSTICE PROCESS: 9**  
**VICTIMS RIGHTS: NOTIFICATION: 23**  
**REFERRAL TO OTHER SERVICE PROGRAMS: 316**  
**REFERRAL TO OTHER SERVICES, SUPPORTS, AND RESOURCES: 17**

# DIRECT VICTIM SERVICES

## PERSONAL ADVOCACY AND ACCOMPANIMENT

45 individuals were aided and received 406 counts of direct services. This assistance includes advocacy and accompaniment with medical care, law enforcement, forensics exams, immigration, child care, transportation, and interpreters.

# 406

Total # of Services

Personal Advocacy refers to assistance with addressing the immediate practical problems created by the victimization. This includes acting on behalf of the victim with other service providers, securing childcare for counseling or other appointments that pertain to the victimization, and providing transportation that assists the victim with attending appointments relevant to the victimization.

**ACCOMPANIMENT TO EMERGENCY MEDICAL CARE: 4**

**LAW ENFORCEMENT INTERVIEW: 2**

**INDIVIDUAL ADVOCACY: 248**

**IMMIGRATION ASSISTANCE: 5**

**INTERVENTION WITH EMPLOYER, CREDITOR, LANDLORD, OR ACADEMIC INSTITUTION: 23**

**CHILD DEPENDENT CARE ASSISTANCE: 1**

**TRANSPORTATION ASSISTANCE: 114**

**INTERPRETER SERVICES: 9**



# DIRECT VICTIM SERVICES

## CRIMINAL/CIVIL JUSTICE SYSTEM ASSISTANCE

15 individuals were aided and received 35 counts of direct services. Criminal and civil justice system assistance includes notification of criminal justice events, victim impact statement, restitution, aid in obtaining protection orders, civil legal family law issues, immigration services, advocacy or accompaniment with prosecution, law or criminal interviews, and other legal advice or counsel.

# 35

Total # of Services

**VICTIM IMPACT STATEMENT: 2**

**CIVIL LEGAL FAMILY LAW ISSUES: 1**

**OTHER EMERGENCY JUSTICE-RELATED: 6**

**IMMIGRATION: 3**

**LAW ENFORCEMENT INTERVIEW ADVOCACY/ACCOMPANIMENT: 1**

**CRIMINAL ADVOCACY/ACCOMPANIMENT: 19**

**OTHER LEGAL ADVICE AND/OR COUNSEL: 3**

Criminal and Juvenile Justice Support/Advocacy includes support, assistance, and advocacy provided to victims at any stage of the criminal or juvenile justice process, to include post sentencing services and support. Included in this definition are transportation and accompaniment to criminal and juvenile justice offices and court and child care or respite care to enable a victim to attend court.

## EMOTIONAL SUPPORT AND SAFETY SERVICES

# 1,362

Total # of Services

**CRISIS INTERVENTION: 197**

**HOTLINE/CRISIS RESPONSE: 960**

**ON-SCENE CRISIS RESPONSE: 38**

**INDIVIDUAL COUNSELING: 10**

**EMERGENCY FINANCIAL ASSISTANCE: 157**

74 individuals were aided and received 1,362 counts of direct services. Emotional support and safety services include crisis intervention, hotline response, on-scene crisis response, counseling, holistic therapy, support groups, and emergency financial assistance



# Crisis & Resource Hotline

LAUNCHED AUGUST 2020 WITH CALL AND TEXT OPTIONS



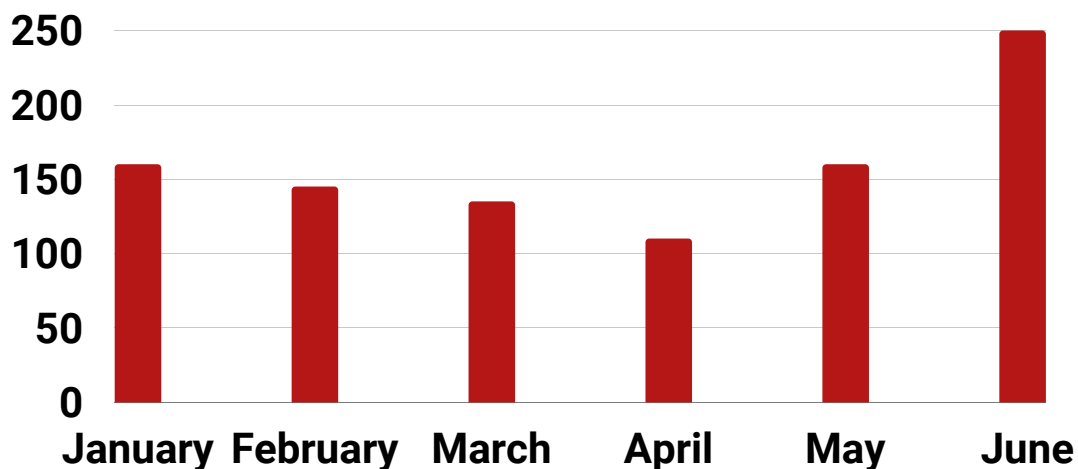
IATC's **24/7 Crisis & Resource Hotline** allows callers the option to **call or text** to connect to a case manager that can assess their immediate needs for safety and support.

**960**  
**CALLS**

Number of calls received during  
the first 6-months of 2022

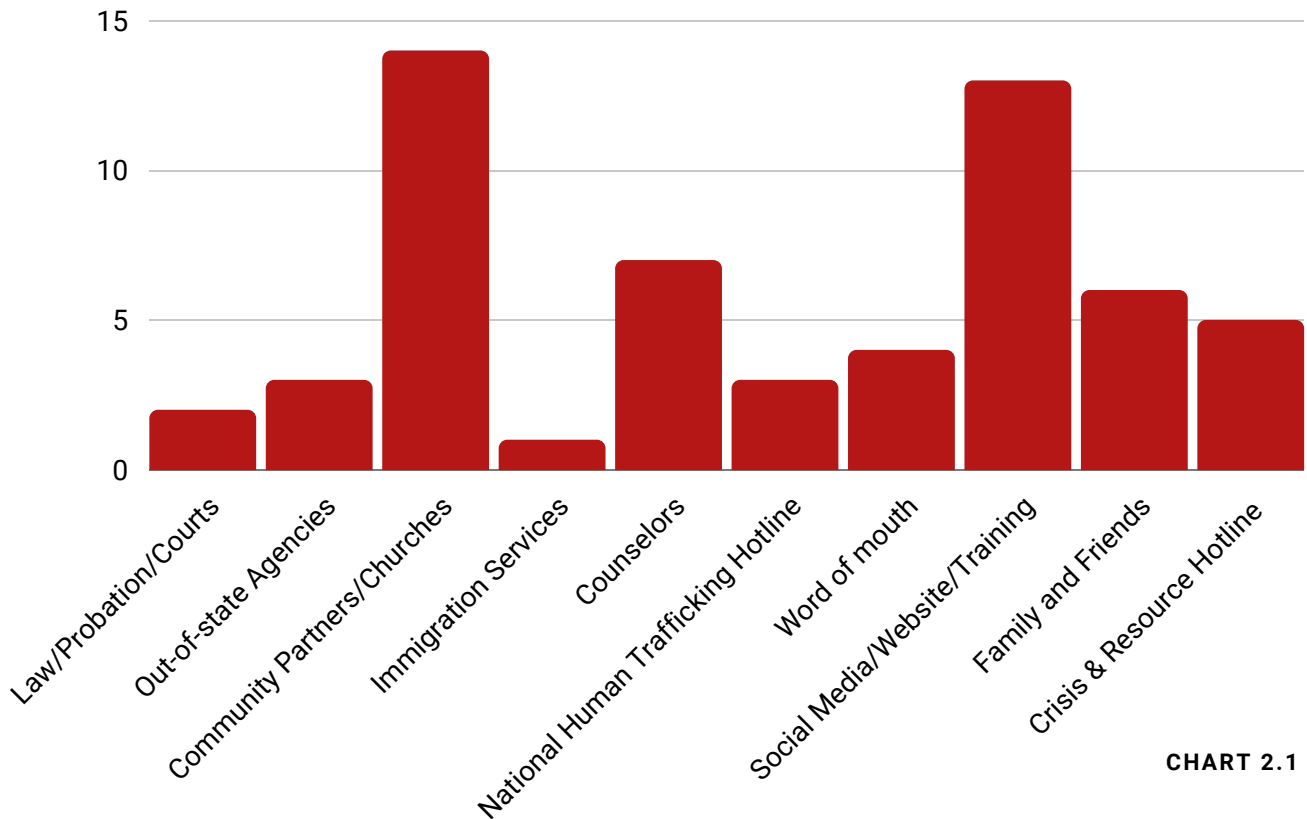


Monthly Call Volume January-June 2022



# Referral Sources

## How Did You Hear About IATC?



### CHART 2.1 DIRECT PARTNER REFERRALS TO IATC

IATC has seen an increased partnership with our crisis centers, counselors, community partners, and domestic violence shelters due to increased training and awareness provided by IATC to these organizations.

