




2021 Data Report



IDAHO
ANTI-TRAFFICKING COALITION



Mission, Vision, & Core Values

The mission of the Idaho Anti-Trafficking Coalition is to work alongside community members in providing awareness, education, services, and safe housing for victims of human trafficking.

Our vision is to create a safe environment where individuals can receive appropriate services and support, and when necessary, safe housing, in order to work on healing, restoration, recovery, and independence.

We believe in the following **core values**:

1. All individuals have the right to be treated with dignity and respect.
2. All individuals should have access to needed services that achieve optimal outcomes.
3. All individuals should be empowered to exercise informed consent.

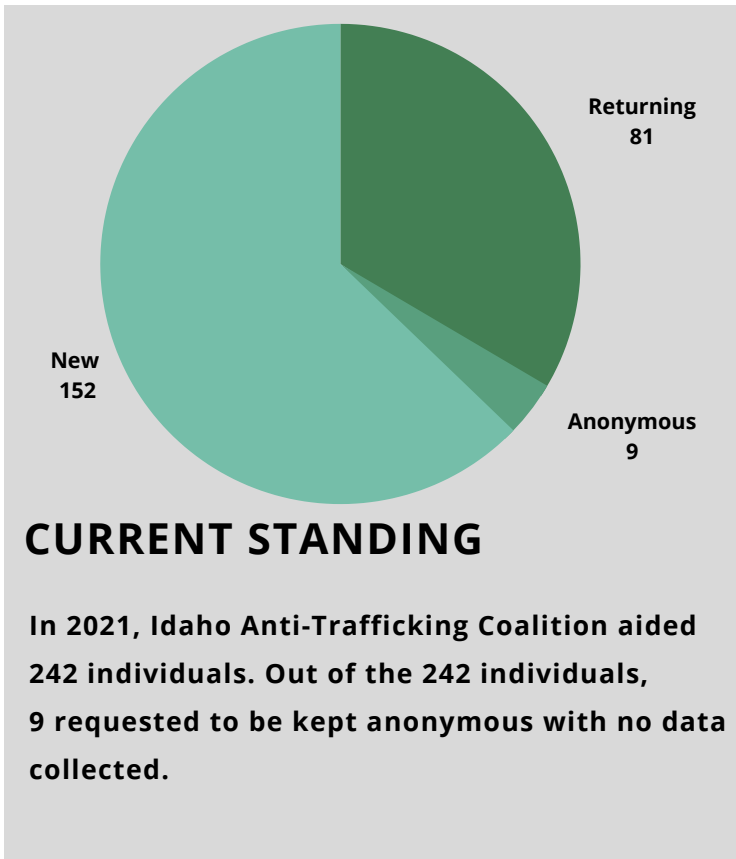
Funding & Data Reporting 2021

In addition to community donors, the Idaho Anti-Trafficking Coalition relies on two main funding sources, a subgrant from the Idaho Council on Domestic Violence and Victim Assistance and a subgrant through the Idaho Department of Health and Welfare.

On an annual basis, Idaho Anti-Trafficking Coalition receives \$364,163 and \$17,525 from these sources, respectively. A requirement of these funding sources is data collection. Idaho Anti-Trafficking Coalition is the first organization in the State of Idaho to be officially collecting data on human trafficking. All classifications and metrics are created by and reported to the Idaho Council on Domestic Violence and Victim Assistance.

TOTAL PERSONS SERVED- 242

VICTIM DEMOGRAPHICS

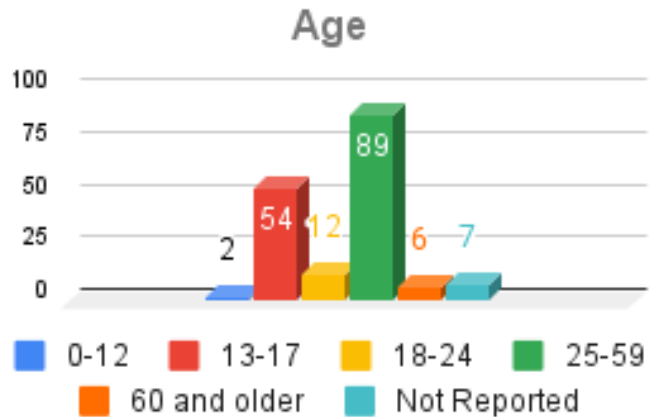


GENDER IDENTITY OF NEW CLIENTS SERVED

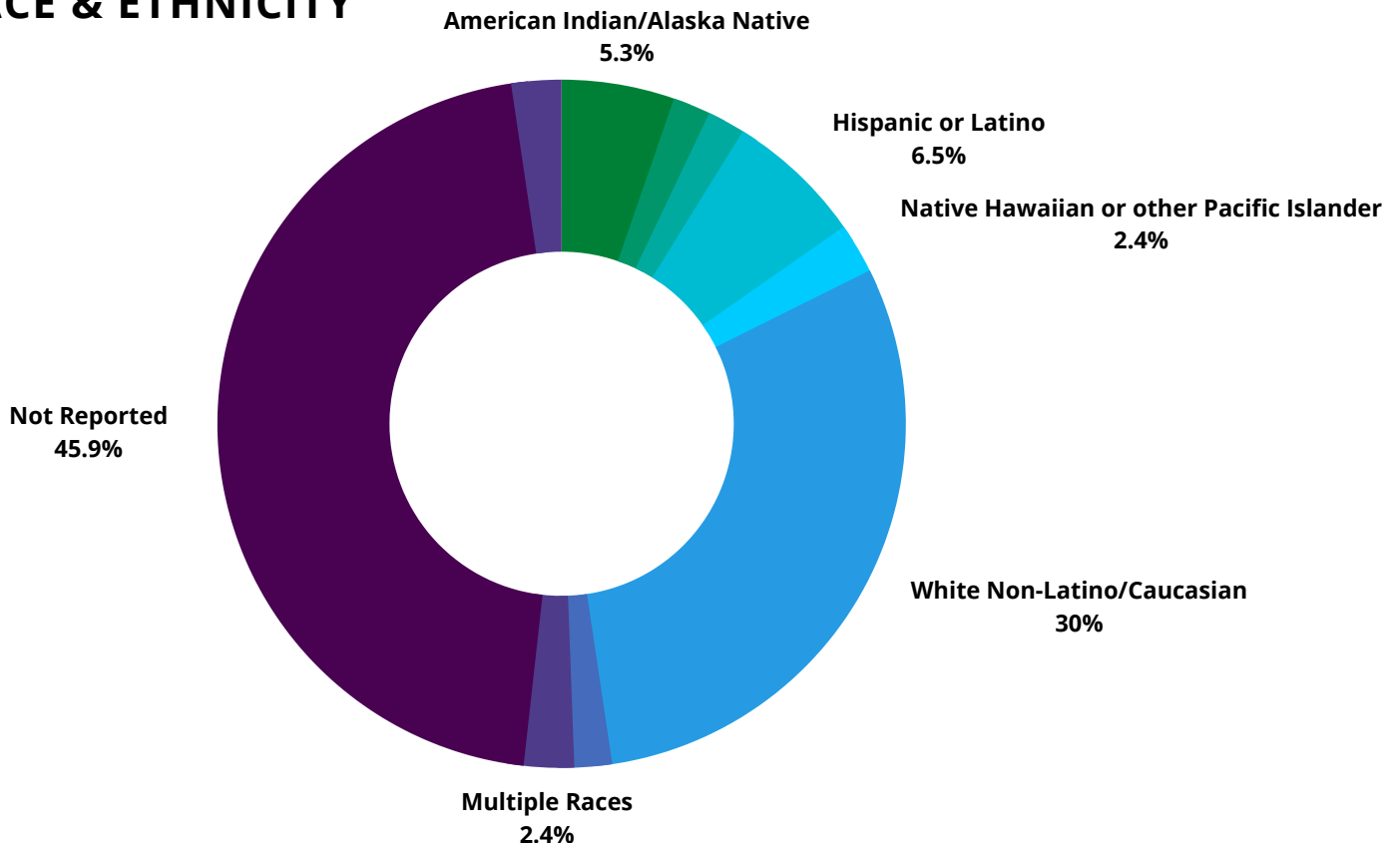
MALE-18
FEMALE-116
OTHER-3
NOT REPORTED-33

76%

FEMALE



RACE & ETHNICITY



TYPES OF VICTIMIZATIONS:

On a national level, it is understood that self-identifying as a victim of sex trafficking is extremely low. From our data, 99 individuals self-identified as a victim of sex trafficking

ADULT SEXUAL ASSAULT: 68
ADULTS SEXUALLY ABUSED/ASSAULTED AS CHILDREN: 39
ARSON: 6
BULLYING (VERBAL, CYBER, OR PHYSICAL): 113
BURGLARY: 15
CHILD PHYSICAL ABUSE OR NEGLECT: 72
CHILD PORNOGRAPHY: 15
CHILD SEXUAL ABUSE/ASSAULT: 45
DOMESTIC AND/OR FAMILY VIOLENCE: 124
DUI/DWI INCIDENTS: 10
ELDER ABUSE OR NEGLECT: 1
HATE CRIME: 17
HUMAN TRAFFICKING: LABOR 26
HUMAN TRAFFICKING: SEX 99
IDENTITY THEFT/FRAUD/FINANCIAL CRIME: 37
KIDNAPPING (NON-CUSTODIAL): 22
KIDNAPPING (CUSTODIAL): 6
MASS VIOLENCE: 1
OTHER VEHICLE VICTIMIZATION: 2
ROBBERY: 29
STALKING/HARASSMENT: 111
SURVIVORS OF HOMICIDE VICTIMS: 9
TEEN DATING VICTIMIZATION: 33
TERRORISM: 5
VIOLATION OF A COURT (PROTECTIVE) ORDER (OTHER): 27
NOT REPORTED: 32

**OVER
40%**

**IDENTIFIED AS
VICTIMS OF
SEX TRAFFICKING**

99 INDIVIDUALS

TOP THREE

51.24% Domestic and/or Family Violence

46.69% Bullying

45.87% Stalking/Harassment

**FROM OUR DATA, 163 INDIVIDUALS INDICATED THAT THEY WERE VICTIMS OF MULTIPLE CRIMES*

TYPES OF VICTIMIZATIONS


1,023
TOTAL

There are 26 subsets of crime victimization categorized by the Idaho Council on Domestic Violence and Victim Assistance. Out of 242 individuals aided, there were 1,023 counts of crime victimization.

SPECIAL CLASSIFICATIONS

There are 8 subsets of special classifications categorized by the Idaho Council on Domestic Violence and Victim Assistance. Out of 242 individuals aided, there were 185 counts of special classifications. Traffickers often prey and target vulnerable populations. These populations carry a heightened risk of being exploited.

National Statistics show that 1 in 5 of homeless youth were identified as victims of some form of human trafficking

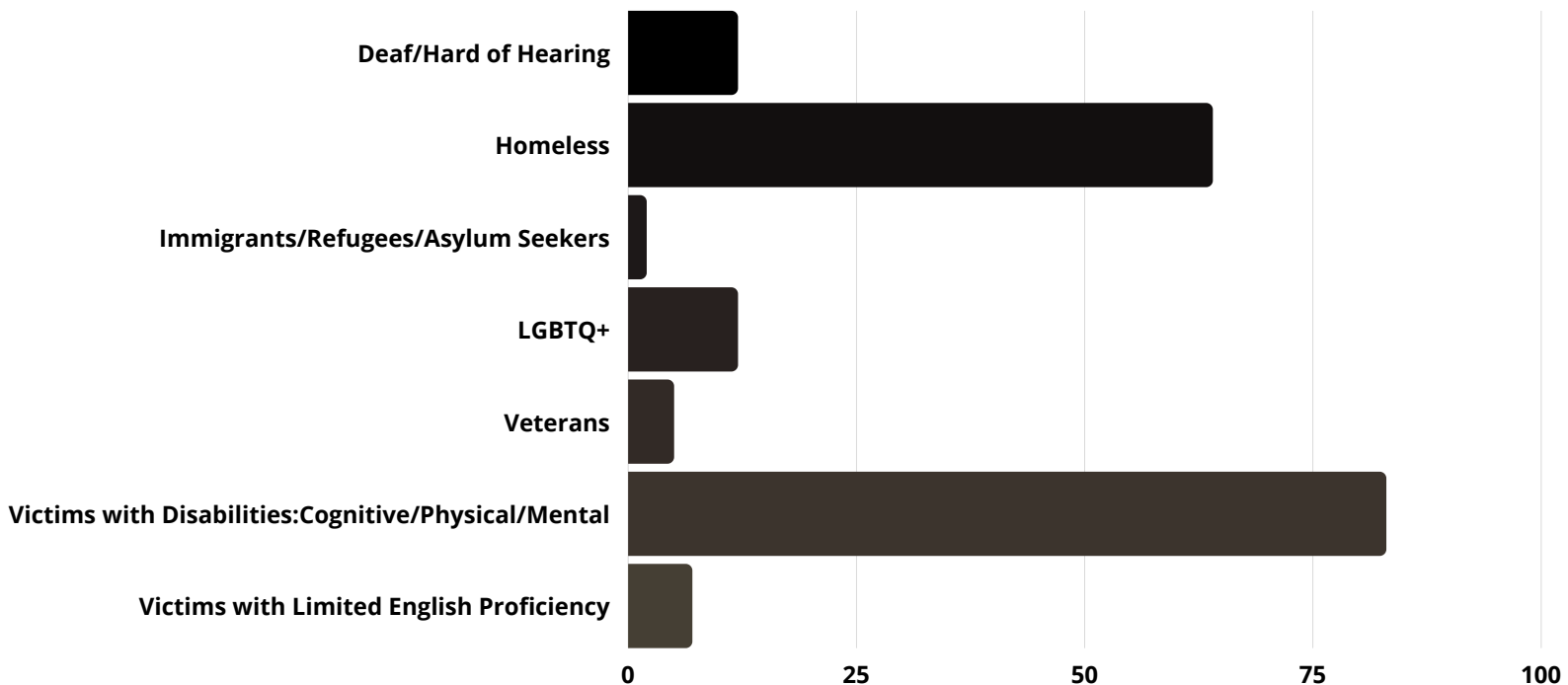


83

INDIVIDUALS
IDENTIFIED AS HAVING A DISABILITY

OVER 26%

REPORTED BEING HOMELESS



DIRECT VICTIM SERVICES

SHELTER AND HOUSING ASSISTANCE

1,299

Total # of Services

EMERGENCY SHELTER OR SAFE HOUSE: 712
TRANSITIONAL HOUSING: 545
RELOCATION ASSISTANCE: 42

In 2021, 78 individuals were aided and received 1,299 counts of direct services. Shelter and housing services include emergency shelter or safe housing, transitional housing, and relocation assistance.

Shelter/Safe House refers to offering specialized short-term and long-term housing and related victimization support services for victims and members of their families following a victimization.

INFORMATION AND REFERRALS

598

Total # of Services

In 2021, 151 individuals were aided and received 598 counts of direct services. This assistance includes providing information on or a referral to agencies that can provide services for criminal justice process and notifications on victim rights. According to our data, referrals to outside community agencies that could aid an individual in conjunction with Idaho Anti-Trafficking Coalition were made 197 times.



Information and Referral refers to in-person contact with victims to identify services offered and support available by subgrant projects and other community agencies.

CRIMINAL JUSTICE PROCESS: 27
VICTIMS RIGHTS: NOTIFICATION: 71
REFERRAL TO OTHER SERVICE PROGRAMS: 303
REFERRAL TO OTHER SERVICES, SUPPORTS, AND RESOURCES: 197

DIRECT VICTIM SERVICES

PERSONAL ADVOCACY AND ACCOMPANIMENT

In 2021, 124 individuals were aided and received 534 counts of direct services. This assistance includes advocacy and accompaniment with medical care, law enforcement, forensics exams, immigration, child care, transportation, and interpreters.

534

Total # of Services

Personal Advocacy refers to assistance with addressing the immediate practical problems created by the victimization. This includes acting on behalf of the victim with other service providers, securing childcare for counseling or other appointments that pertain to the victimization, and providing transportation that assists the victim with attending appointments relevant to the victimization.

ACCOMPANIMENT TO EMERGENCY MEDICAL CARE: 4

ACCOMPANIMENT TO MEDICAL FORENSIC MEDICAL EXAM: 2

LAW ENFORCEMENT INTERVIEW: 22

INDIVIDUAL ADVOCACY: 393

INTERVENTION WITH EMPLOYER, CREDITOR, LANDLORD, OR ACADEMIC INSTITUTION: 11

CHILD DEPENDENT CARE ASSISTANCE: 1

TRANSPORTATION ASSISTANCE: 100

INTERPRETOR SERVICES: 1



DIRECT VICTIM SERVICES

CRIMINAL/CIVIL JUSTICE SYSTEM ASSISTANCE

24

Total # of Services

In 2021, 15 individuals were aided and received 24 counts of direct services. Criminal and civil justice system assistance include notification of criminal justice events, victim impact statement, restitution, aid in obtaining protection order, civil legal family law issues, immigration services, advocacy or accompaniment with prosecution, law or criminal interviews, and other legal advice or counsel. .

NOTIFICATION OF CRIMINAL JUSTICE EVENTS: 4
CIVIL LEGAL IN OBTAINING PROTECTION OR RESTRAINING ORDER: 1
CIVIL LEGAL FAMILY LAW ISSUES: 6
LAW ENFORCEMENT INTERVIEW ADVOCACY/ACCOMPANIMENT: 4
CRIMINAL ADVOCACY/ACCOMPANIMENT: 7
OTHER LEGAL ADVISE AND/OR COUNSEL: 2

Criminal and Juvenile Justice Support/Advocacy includes support, assistance, and advocacy provided to victims at any stage of the criminal or juvenile justice process, to include post sentencing services and support. Included in this definition are transportation and accompaniment to criminal and juvenile justice offices and court and child care or respite care to enable a victim to attend court.

EMOTIONAL SUPPORT AND SAFETY SERVICES

2,724

Total # of Services

CRISIS INTERVENTION: 282
HOTLINE/CRISIS RESPONSE: 1856
ON-SCENE CRISIS RESPONSE: 5
INDIVIDUAL COUNSELING: 148
SUPPORT GROUPS: 136
OTHER THERAPY: 1
EMERGENCY FINANCIAL ASSISTANCE: 296

In 2021, 219 individuals were aided and received 2,724 counts of direct services. Emotional support and safety services include crisis intervention, hotline response, on scene crisis response, counseling, holistic therapy, support groups, and emergency financial assistance

Crisis & Resource Hotline

LAUNCHED AUGUST 2020 WITH CALL AND TEXT OPTIONS



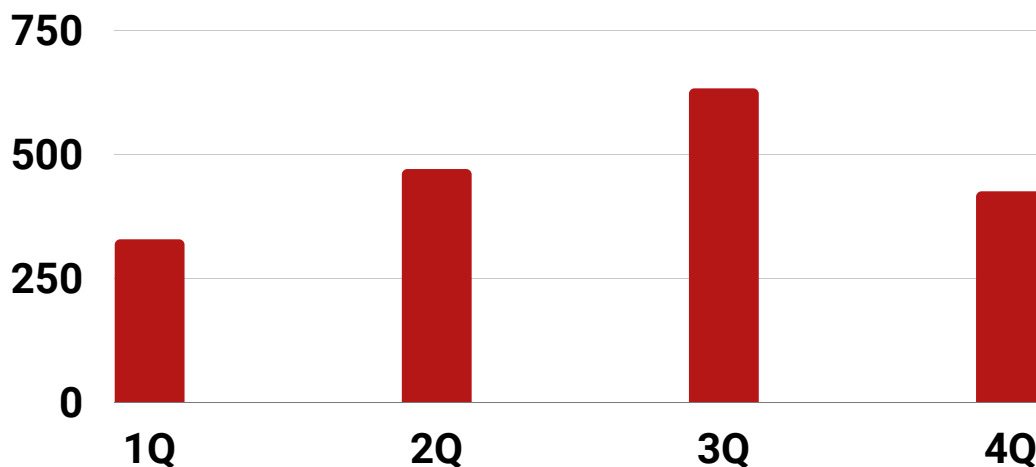
IATC's **24/7 Crisis & Resource Hotline** allows callers the option to **call or text** to connect to a case manager that can assess their immediate needs for safety and support.

1,856
CALLS

Number of calls received
2021 Calendar Year



Quarterly Call Volume January-December 2021



Referral Sources

How Did You Hear About IATC?

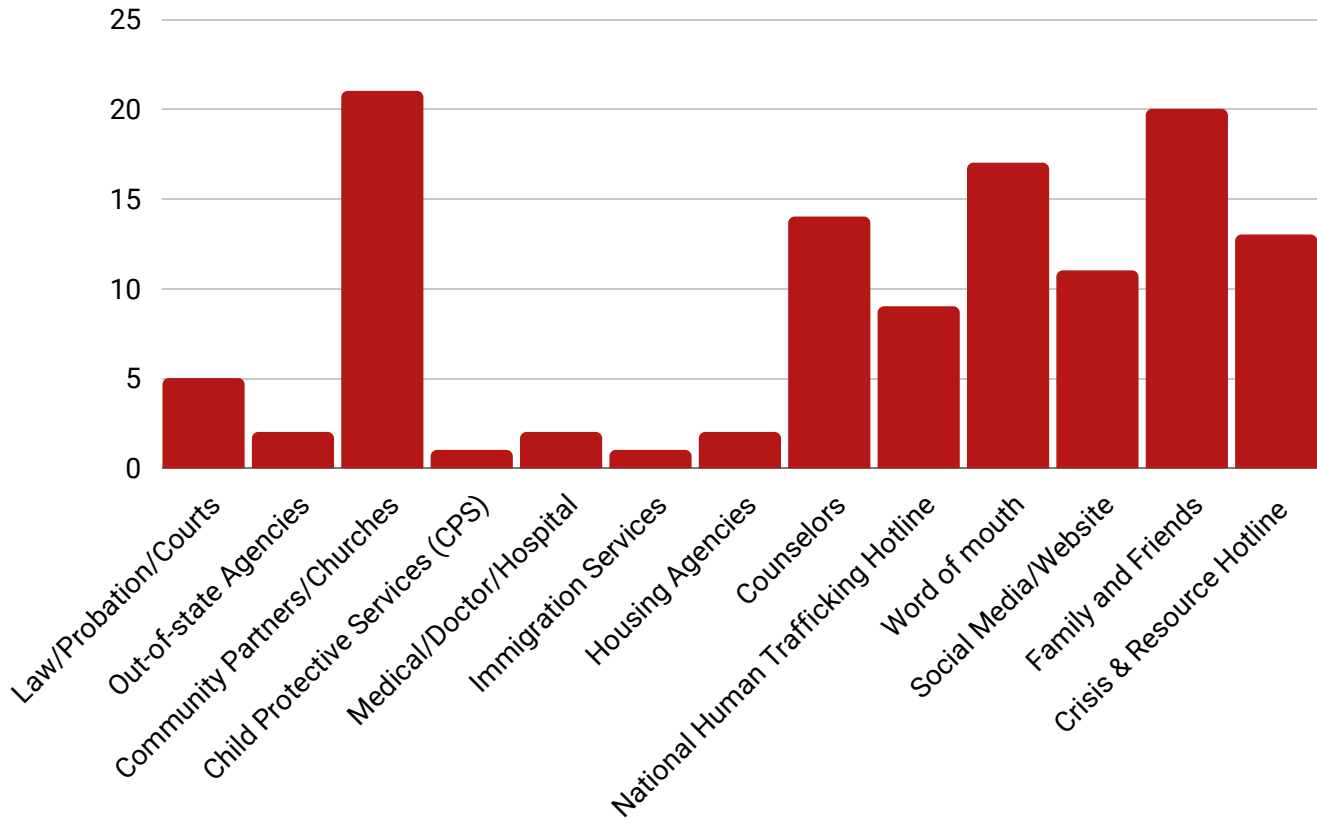


CHART 2.1

CHART 2.1 DIRECT PARTNER REFERRALS TO IATC

IATC has seen an increased partnership with our crisis centers, counselors, community partners, law enforcement and domestic violence shelters due to increased training provided by IATC to these organizations.

