

# How to support your child with their home learning!



By working in partnership together we can make a difference...



**By supporting your child to complete the Home Learning activities each week you will be...**

- Investing in their future academic success.
- Helping their confidence in Reading, Writing and Maths.
- Preparing them for the learning they will do in school.
- Motivating your child to have a try which will build their self esteem.




# What is the home learning and where do I find it?

Padlet  
Clare Hallam • 1m

**Reception Home Learning - Children earn stickers for their home learning! Please send photos on SeeSaw each week before Tuesday afternoon.**  
I can You can We can

### Phonics Home Learning




YouTube  
Phase 3 Tricky Words Song Say Hello To

This week we have been learning a new digraph 'oo', I will send the video separately for the children to watch.

Please continue to support the children to practise these Tricky words in their yellow Phonic books. Let your child watch the song above too so that these words can stick in their memory. **he, she, we, me, be, was, you, all, her, are, they, my.**

This week we have been learning the digraph **oo**, I will send the video separately for the children to watch so that they can practise in their yellow Phonics books.

### Maths Home Learning




bbc.co.uk  
Numberblocks - Series 1: The Whole of Me

This week in Maths we have been learning about numbers that add together to make 5. We have been learning that a number is a whole but has parts that make it. Can the children watch this episode of Number blocks and then show you different ways to make 5?

Please send photos to SeeSaw of their Maths learning for us to show at school.

### Understanding the World Home learning




YouTube  
MINI-BEASTS SONG


Our topic this half term is called **'Where do Minibeasts like to hide?'** Your child will enjoy watching this song and should be able to tell you what a minibeast is.

Can your child go on a minibeast hunt over the weekend? Which minibeasts will they find and where will they be hiding? We would love to see some photos on Seesaw.

+

# What is the home learning and where do I find it?

Clare Hallam 9/11/2021 

 **Reception Home Learning - Children earn stickers for their home learning! Please send photos on SeeSaw each week before Tuesday afternoon.**

I can You can We can


**Phonics Home Learning**

This week we have been learning a new digraph 'oo', I will send the video separately for the children to watch.

Please continue to support the children to practise these Tricky words in their yellow Phonic books. Let your child watch the song above too so that these words can stick in their memory.  
**he, she, we, me, be, was, you, all, her, are, they, my.**

This week we have been learning the digraph oo, I will send the video separately for the children to watch so that they can practise in their yellow Phonics books.

Please continue to log in to Boost Learning where you will find new reading books called **Book Nook and Pooja's Pool** for your child to practise as well as the reading book they have brought home this week.  
<https://boost-learning.com/>

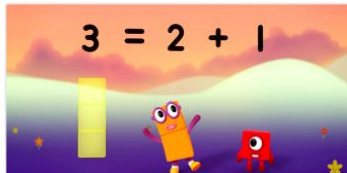


Phase 3 Tricky Words Song Say Hello To

**Maths Home Learning**

This week in Maths we have been learning about numbers that add together to make 5. We have been learning that a number is a whole but has parts that make it. Can the children watch this episode of Number blocks and then show you different ways to make 5?

Please send photos to SeeSaw of their Maths learning for us to show at school.



# Maths Home learning



# Reading Home learning



# Why is reading so important for our children?

The MORE  
that you read,  
the MORE things  
you will know.  
The MORE that you  
LEARN,  
the MORE places you'll go.





# So how are children taught to read at Underhill?

We teach two important things;

- A love of reading.
- The skills of reading.


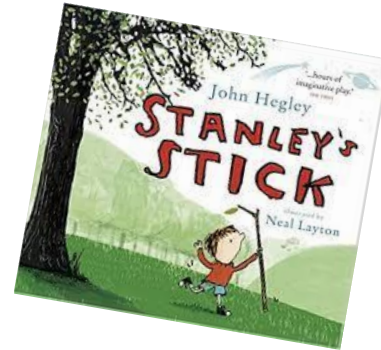



# How can we promote a love of reading together?

Through showing that we love reading too and by being a reading role model.

Through choosing quality children's stories that they will love.

By valuing reading and making bedtime stories part of your routine.



# Every Wednesday is 'Bedtime Stories' day in Reception...

- Please make sure your child can take part by bringing their book bag and returning their book ready to choose a new one.
- Please make reading this book with your child a really special event to show them that you love books too!



# So how do we teach the skills needed for reading?

- Schools in England use an approach called ***Phonics***.
- At Underhill we use an accredited Phonics scheme called ***Rocket Phonics***.



# What is Phonics?

In Phonics we teach letters, and the sounds that they make, in a certain order so that children can begin to quickly decode simple words.

Rocket Phonics Sounds Mat 1		s	a	t	i	p
n	net	sun	apple	tap	insect	pan
k	kite	mouse	dog	goat	octopus	cat
b	bat	duck	elephant	umbrella	rabbit	hat
j	jug	frog	cliff	ladder	shell	dress
v	van	web	fox	yellow	zebra	






























# So what exactly is taught each week?



Each week the Phonic lessons include;

- Two new letter sounds - how to read them and how to write them in words. The sounds are linked to a picture to help the child to remember them.
- Blending skills for reading
- Segmenting skills for writing
- Letter formation - how to form the letter using a handwriting patten.
- Tricky Words - These are words that children cannot decode (sound out) but need to remember and recognise eg we and me.

 **Rocket  
Phonics**  
Sounds Mat  
1

<b>s</b> sun 	<b>a</b> apple 	<b>t</b> tap 	<b>i</b> insect 	<b>p</b> pan 	
<b>n</b> net 	<b>m</b> mouse 	<b>d</b> dog 	<b>g</b> goat 	<b>o</b> octopus 	<b>c</b> cat 
<b>k</b> kite 	<b>ck</b> duck 	<b>e</b> elephant 	<b>u</b> umbrella 	<b>r</b> rabbit 	<b>h</b> hat 
<b>b</b> bat 	<b>f</b> frog 	<b>ff</b> cliff 	<b>l</b> ladder 	<b>ll</b> shell 	<b>ss</b> dress 
<b>j</b> jug 	<b>v</b> van 	<b>w</b> web 	<b>x</b> fox 	<b>y</b> yellow 	<b>z</b> zebra 

# So how can I help my child with Reading at home?

You can;

- Watch the Phonics video we send each week for Home Learning with your child which introduces the new sounds.
- Create a daily routine for your child to practise their reading books on Boost Learning for 10-15 minutes.
- Complete the FRED bookmark everyday.....





# So how can I help my child with writing at home?

You can;

- Watch the Phonics video we send each week for Home Learning with your child and practise writing the letter sounds in their yellow Phonics book..



# How many times should my child read each book?

By reading the book 3-4 times the children will develop their skills of fluency, comprehension and prosody.



# What is the FRED BookMark?

FRED stands for 'Families Reading Every Day'!

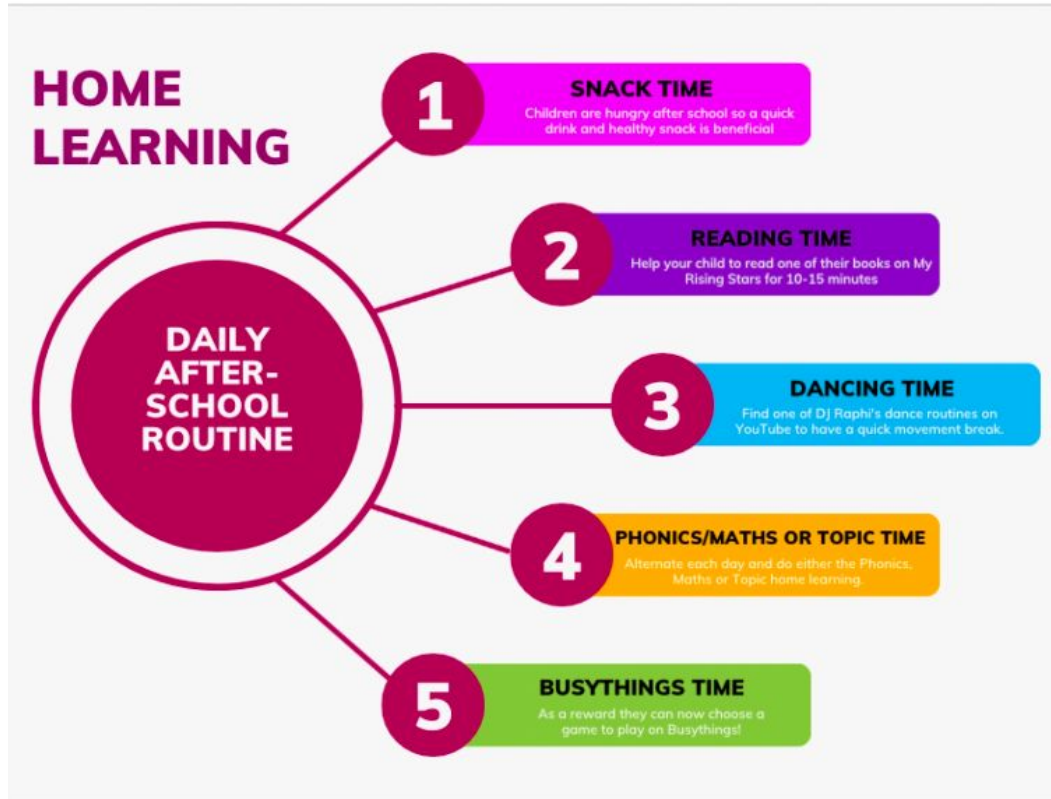
FRED is a character who lives in the Headteachers' office that the children will meet.

Everyday that your child reads please tick a box on the bookmark or add a sticker to reward them for their fantastic Reading.


We celebrate their bookmarks in school and every month they get a new one to complete.



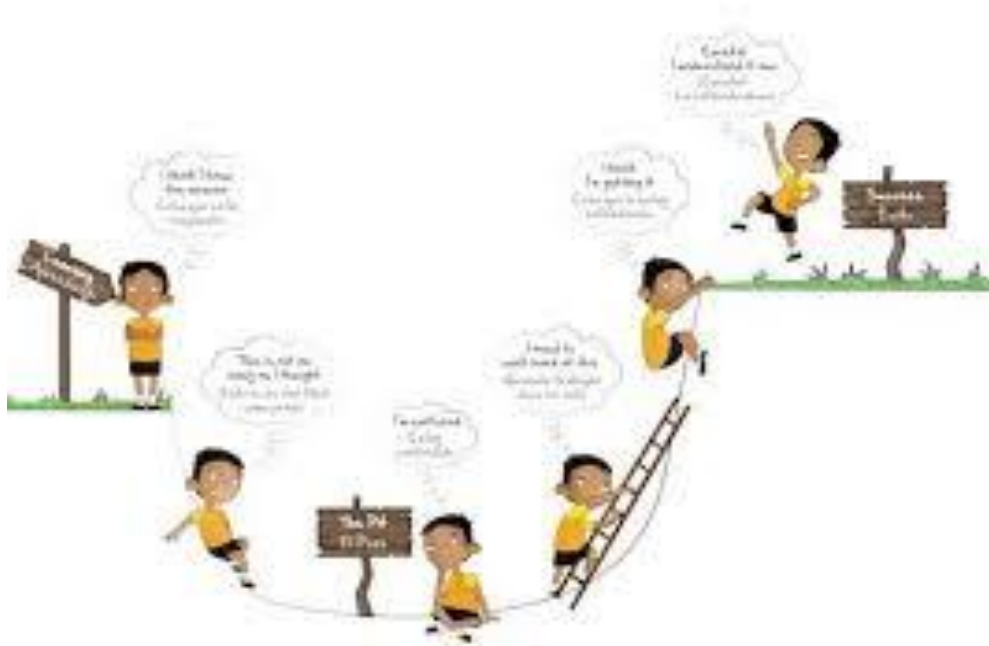
# Help my child won't do it! What can I do?




**It's all about timing!**



If you make a mistake, you make the learning great!



**Praise! Praise! Praise!**



**Celebrate their Home Learning by sending photos on SeeSaw!**





By working in partnership together we can make a difference...



Any questions or support needed?

