
































CHILD DATA SNAPSHOT

Cedar/Jones Early Childhood Iowa

	CEDAR COUNTY							STATE OF IOWA	JONES COUNTY						
Indicator	2018	2019	2020	2021	2022	5 Year Trend	Ranking in State	State 2022	2018	2019	2020	2021	2022	5 Year Trend	Ranking in State
DEMOGRAPHIC DATA															
Population	18,445	18,457	18,475	18,494	18,479			3,188,836	20,568	20,559	20,575	20,680	20,733		
Population Under 6	1,144	1,123	1,204	1,200	1,147			230,356	1,280	1,319	1,299	1,386	1,340		
Live Births	194	161	176	168	149			36,446	201	198	195	198	174		
Total Minority		3.8%		5.2%	5.4%			16.2%		5.9%		7.5%	7.8%		
Minority Under 5				3.6%	6.4%			26.4%				18.5%	18.7%		
HEALTHY CHILDREN															
Low Birth Weight	3.6%	9.3%	6.2%	7.2%	7.4%		na	6.8%	5.5%	4.0%	6.7%	7.6%	6.9%		na
Preterm Birth	8.8%	11.1%	8.0%	14.5%	13.4%		na	9.6%	10.0%	5.5%	6.2%	8.6%	11.0%		na
Preterm or Low Birth Weight	8.8%	12.3%	9.7%	14.5%	16.8%		na	11.6%	12.0%	6.5%	7.7%	11.2%	12.7%		na
Inadequate Prenatal Care	na	3.7%	6.2%	4.2%	6.0%		na	7.9%	8.5%	7.5%	4.6%	5.1%	8.1%		na
Prenatal Tobacco Exposure	12.4%	16.0%	16.5%	12.7%	10.7%		na	9.1%	19.0%	19.1%	16.9%	14.7%	12.7%		na
Immunized Children	82.1%	78.6%	77.8%	80.4%	78.5%		18th	70.9%	78.4%	75.0%	80.2%	79.3%	78.3%		21st
Dental Services - Medicaid	47.4%	46.4%	40.4%	36.1%	37.0%		84th	42.9%	55.6%	49.6%	40.8%	41.9%	44.9%		52nd
Infant Mortality	3.19%	4.38%	6.77%	5.64%	7.08%		na	4.46%	5.80%	4.91%	3.01%	3.02%	3.09%		na
CHILDREN READY TO SUCCEED IN SCHOOL															
Low Maternal Education at Birth	na	na	3.4%	3.6%	na		na	9.3%	3.5%	na	7.7%	3.6%	4.0%		na
Early Literacy Skills	80.3%	82.9%	73.8%	77.2%	78.7%		14th	66.8%	61.7%	85.8%	63.3%	70.5%	72.0%		36th
Children Entering Kindergarten with Preschool Experience	86.0%	37.0%	71.4%	75.5%	74.3%		na	na	70.9%	81.1%	81.3%	77.3%	80.0%		na

CHILD DATA SNAPSHOT
Cedar/Jones Early Childhood Iowa

Indicator	2018	2019	2020	2021	2022	5 Year Trend	Ranking in State	State 2022	2018	2019	2020	2021	2022	5 Year Trend	Ranking in State
SAFE & SUPPORTIVE COMMUNITIES															
Poverty at Birth	27.3%	33.3%	32.4%	31.9%	31.5%	↑	86th	45.7%	39.0%	38.2%	42.1%	36.5%	35.3%	↓	77th
Children in Poverty	6.9%	10.9%	9.4%	9.9%	13.4%	↑	52nd	14.2%	13.9%	14.3%	16.7%	12.0%	11.6%	↓	59th
All People in Poverty	6.4%	6.9%	7.4%	7.6%	7.8%	↑	76th	11.1%	10.1%	9.0%	9.5%	9.9%	11.4%	↑	42nd
Unemployment	2.8%	2.7%	3.8%	3.8%	2.8%	▢	40th	2.7%	2.8%	2.8%	5.9%	3.9%	3.8%	↑	8th
Children (below 200% FPL) with Health Coverage	95.3%	95.2%	94.5%	94.9%	na	▢	64th	95.6%	96.1%	96.3%	96.4%	95.4%	na	↓	43rd
Cumulative Birth Risk - 2 or more risk factors	53.0%	48.0%	51.0%	51.0%	48.0%	↓	71st	40.0%	44.0%	45.0%	42.0%	47.0%	49.0%	↑	66th
Free & Reduced Lunch Rates	28.9%	29.8%	31.5%	29.1%	32.2%	↑	na	42.3%	41.8%	39.7%	39.1%	37.9%	40.6%	↑	na
SECURE & NURTURING FAMILIES															
Teenage Mother	na	3.7%	na	na	na	na	na	3.8%	4.0%	5.5%	4.1%	na	na	na	na
Unmarried Mother	30.4%	30.2%	35.2%	30.7%	37.6%	↑	37th	35.6%	32.5%	30.7%	35.4%	31.0%	37.6%	↑	37th
Incidence of Child Abuse	22.7	16.0	20.8	16.7	15.0	↓	71st	22.1	20.3	19.7	23.9	18.0	21.6	▢	42nd
Domestic Violence	5.4%	27.1	16.2	91.9	189.3	↑	33rd	185.7	58.3	19.5	0.0	111.2	116.1	↑	54th
SECURE & NURTURING EARLY LEARNING ENVIRONMENTS															
Availability of Childcare - Licensed Centers & Preschools	640	640	634	563	610	↓	36th	na	486	500	548	598	628	↑	35th
Availability of Childcare - Child Development Homes	156	140	140	132	148	↓	33rd	na	192	212	208	212	208	↑	20th
Working Parents	83.5%	87.3%	83.7%	84.6%	81.4%	↓	26th	75.9%	64.9%	74.3%	77.5%	85.4%	80.1%	↑	29th
GREEN - positive	YELLOW - undetermined														
RED - negative	BLUE - status quo														