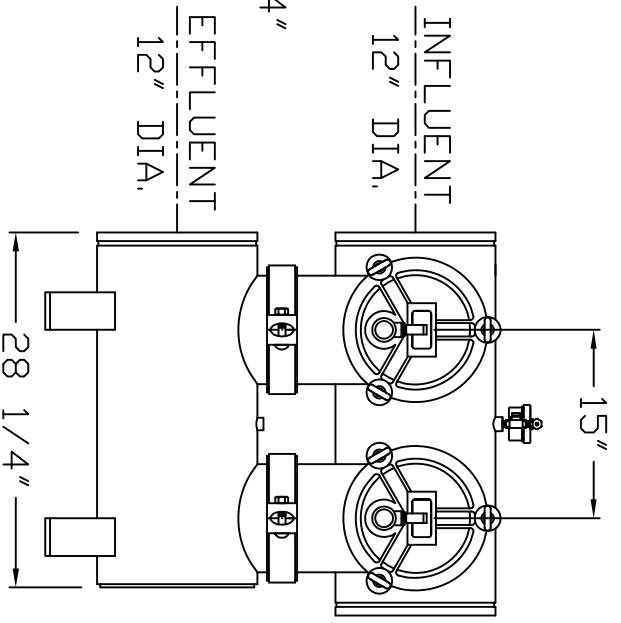
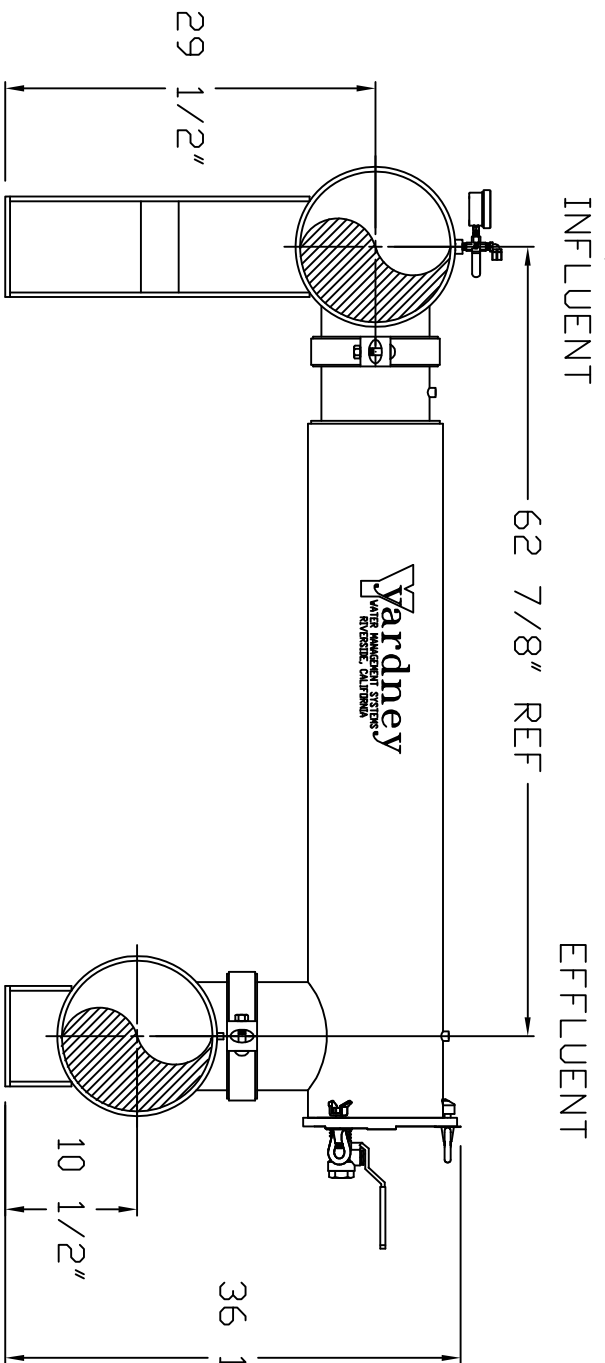
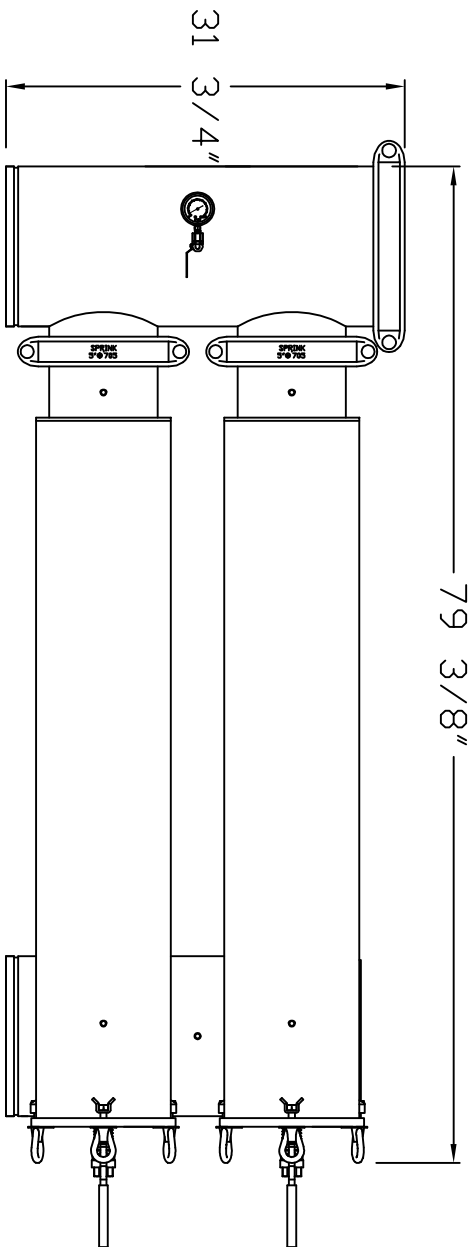


MAXI-CLEAN MCS 8-2

- NOTES:
1. DESIGN FLOW RATE: 2500 GPM (MAX.),
 2. OPERATING PRESSURE: 100 PSI (MAX.)



<p>THIS DRAWING, INCLUDING THE INFORMATION IT CONTAINS, IS CONFIDENTIAL, PROPRIETARY AND IS THE PROPERTY OF YARDNEY WATER MANAGEMENT SYSTEMS. IT IS TO BE KEPT CONFIDENTIAL AND NOT REPRODUCED OR TRANSMITTED IN ANY FORM OR BY ANY MEANS, ELECTRONIC OR MECHANICAL, INCLUDING PHOTOCOPYING, RECORDING, OR BY ANY INFORMATION STORAGE AND RETRIEVAL SYSTEM, WITHOUT THE WRITTEN PERMISSION OF YARDNEY WATER MANAGEMENT SYSTEMS. ANY UNAUTHORIZED USE, REPRODUCTION, OR TRANSMISSION OF THIS DRAWING IS STRICTLY PROHIBITED AND WILL BE CONSIDERED A VIOLATION OF THE APPLICABLE LAWS AND REGULATIONS. ANY SUCH VIOLATION WILL BE SUBJECT TO LEGAL ACTION. THIS DRAWING IS TO BE USED IN ANY OTHER MANNER DETERMINED BY THE INTERESTS OF YARDNEY WATER MANAGEMENT SYSTEMS AND MUST BE RETURNED UPON REQUEST AND MUST NOT BE COPIED.</p>			
D	REPLACED TUBING 3/4" w/1/2" WELD TABS	DT01 11-12	APP
C	SHOWN w/CLAMP	DT01 8-10	APP
B	INFLUENT ONLY PIPE END CHG TO VERTICAL	DT01 1-09	APP
A	CHANGED PORT LOCATION/QTY.	DT01 1-08	APP
SVM	REVISIONS	BY DATE	APP
<p>APPROVALS DATE</p> <p>DESIGNED BY: DTIC/1-08-04</p> <p>CHECKED BY: [Signature]</p> <p>DATE: 11-12-12</p>		<p>SIZE: DRAWING NO: 9075008021</p> <p>REV: D</p>	
<p>Yardney WATER MANAGEMENT SYSTEMS</p> <p>MAXI-CLEAN MCS 8-2</p>		<p>DO NOT SCALE DIMS</p>	