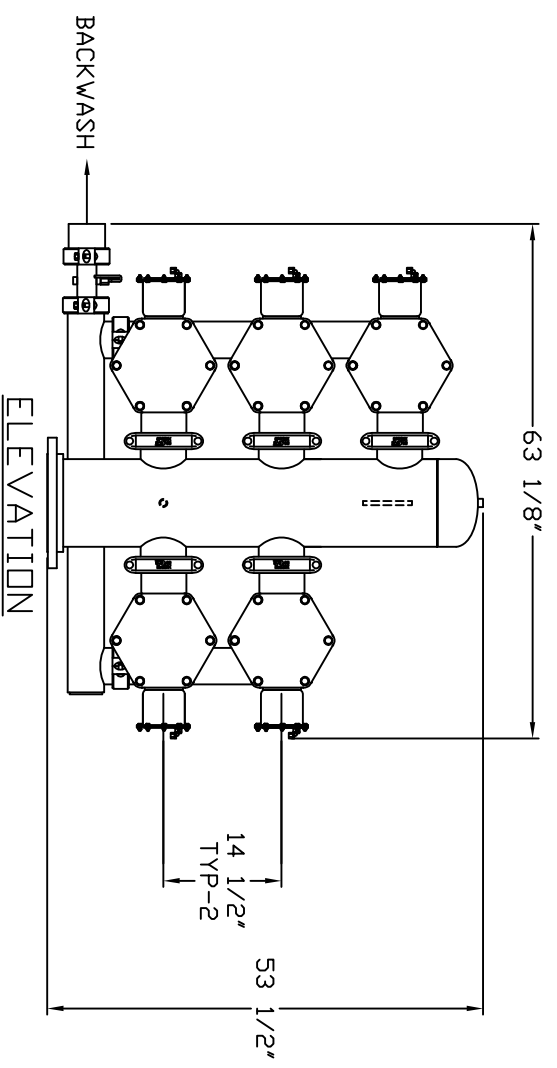
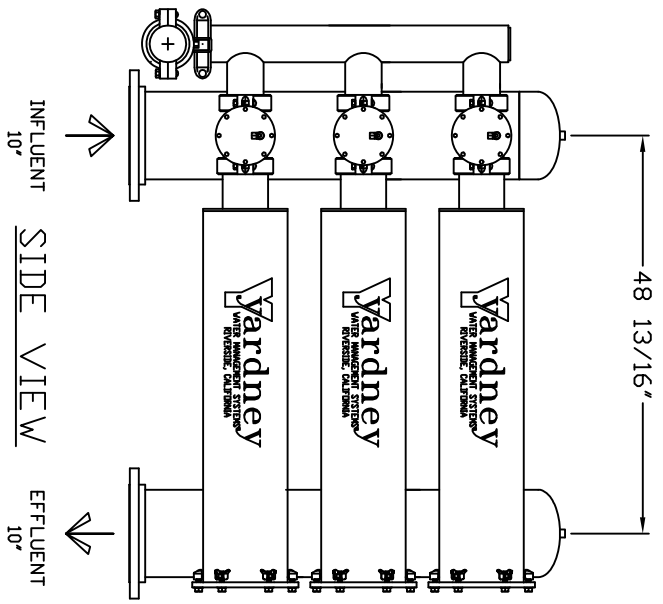
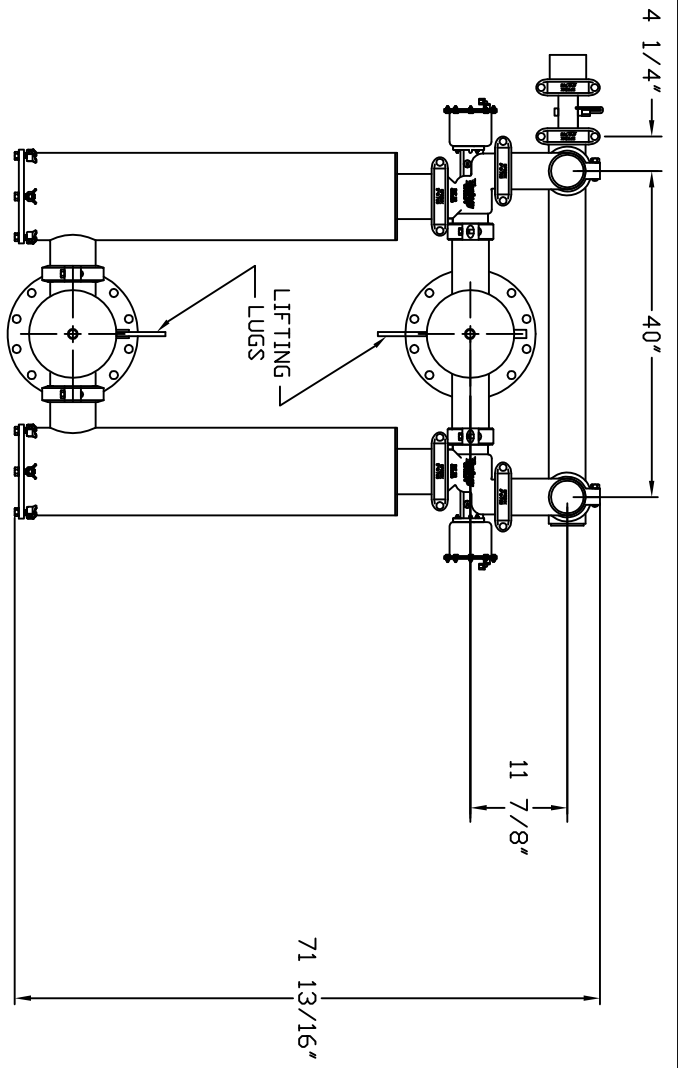


# GOLF /TURF MAXI-FLUSH 10-5A VERTICAL

**NOTES:**

1. DESIGN FLOW RATE: 2500 GPM (MAX.)
2. OPERATING PRESSURE: 150 PSI (MAX.)
3. CARTRIDGE:  
42" MIN. CLEARANCE REQUIRED FOR CARTRIDGE REMOVAL.



**ELEVATION**

THIS DRAWING, INCLUDING THE INFORMATION IT CONTAINS, IS CONSIDERED TO BE THE PROPERTY OF YARDNEY WATER MANAGEMENT SYSTEMS. ANY REPRODUCTION OR TRANSMISSION IN ANY MANNER WITHOUT THE WRITTEN PERMISSION OF YARDNEY WATER MANAGEMENT SYSTEMS IS STRICTLY PROHIBITED. THE DRAWING IS NOT TO BE COPIED AND MUST BE RETURNED UPON REQUEST.



APPROVALS		DATE	BY
DESIGNED BY	CHKD BY	4/12/94	APP
DRAWN BY	CHKD BY	10-12	APP
SCALE	SIZE	DRAWING NO.	REV.
---	---	9080210005	C
SYN		REVISIONS	BY
---		---	---

VERTICAL MAXI-FLUSH SCREEN FILTER MFSV 10-5A

DWG. NO. SYSTEM/MF/SV/VERT

SHEET 1 OF 1