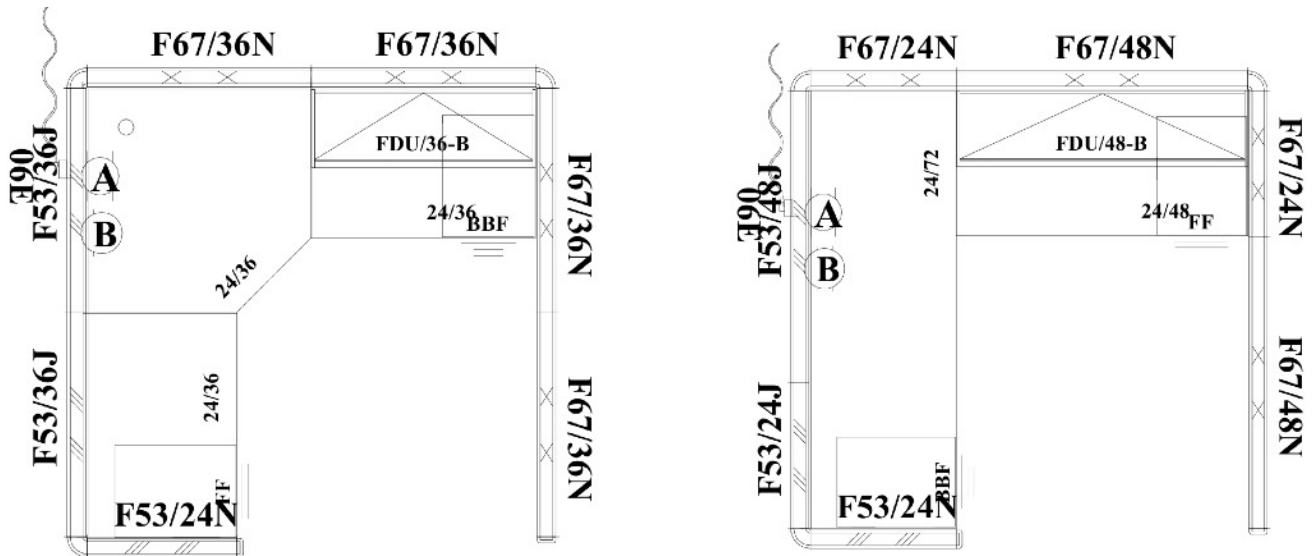


Quick Ship Work Stations



Refurbished HM AO2 Work Stations \$1095 ea.

Sizes: Any L-shape station up to 6'x6' with 24"D wing panel.

Panel Heights: 39" / 47" / 53" / 67"

Work Surface Sizes: 48x48x24, 48x72x24, 36x36x24, 36x72x24, 72x24, 48x24, 42x24, 36x24, 24x24.

Components Included:





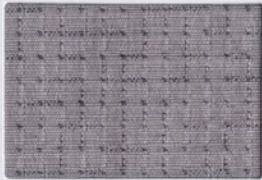









- (2) Pre-owned Pedestals: BBF / FF
- (1) Pre-owned Flipper Door or Open Shelf (up to 48")
- (2) Duplex outlets on spine
- (1) Base Feed Power


- (15) Guilford of Maine Fabrics
- (2) Laminates: Samoa Gray / Pepper Dust
- (2) Trim colors: Dark Tone / Medium Tone

Fabrics

Panel

Quickship

		
Essence Cream 2631	Amaze Bone 1262	Framework Sandy Pebble 2554
		
Essence Tobacco 2635	Amaze Morel 1264	Framework Dove Gray 2689
		
Essence Ash 2634	Amaze Platinum 1260	Framework Gray Blue 2553
		
Essence Heather 2633	Amaze Sky 1268	Framework Blue Smooth 2519
		
Essence Charcoal Melange 2637	Amaze Steel 1266	Framework Elephant 2690

 **Guilford of Maine**
Collection

duvaltex

Laminate Options




Samoa Gray



Pepper Dust

Trim Colors



Dark Tone



Medium Tone