



K-2

SUBTRACTION

within 10



IMPORTANT
INSTRUCTIONS
HERE





IMPORTANT INSTRUCTIONS FOR SET-UP

****Please use the recommended apps/programs.****

This will ensure that the game runs as designed (viewed at “full screen”).

IPAD/IPHONE: USE “APPLE BOOKS” APP



1. Download and open the PDF.
2. Tap the share button. 
3. Select “Copy to Books”. 
4. Open the PDF in the Books app to play the game anytime!

COMPUTER: USE “ADOBE ACROBAT READER”



1. Download a [free copy here](#).
2. Download and open the PDF. Be sure to “Open With” Adobe Acrobat Reader.
3. Go to the “View” tab, then “Page Display”, then “Single Page View” and begin!
It also works if you go to “View”, then “Full Screen Mode”.

OTHER DEVICES: USE “ADOBE ACROBAT READER” APP




1. Download/save and open the PDF.
2. Instructions might vary slightly across devices. Make sure you “Save To” or “Open With” Adobe Acrobat Reader or another PDF Reader/Viewer app.
3. *View must be set to “Page-by-Page or “Single Page” or “Full Screen” to work properly.

NEED A HAND? PLEASE EMAIL ME


savvyapplestore@gmail.com

LET'S PLAY!

HOME



DIRECTIONS: Click on # 1 to begin.
Click on the **HOUSE** to come back here.



1	2	3	4	5	6
7	8	9	10	11	12
13	14	15	16	17	18
19	20	21	22	23	24
25	26	27	28	29	30

#1


DIRECTIONS: Click on the answer that you think is correct.

$$6 - 2 =$$

5

4

3




#1

YOU GOT IT!

WOOHOO!

NEXT QUESTION



#1

OOPS!

THAT'S OK!

TRY AGAIN

#2


DIRECTIONS: Click on the answer that you think is correct.

$$8 - 4 =$$

4

3

5




#2

YOU GOT IT!

WOOHOO!

NEXT QUESTION



#2

OOPS!

THAT'S OK!

TRY AGAIN

#3


DIRECTIONS: Click on the answer that you think is correct.

$$9 - 6 =$$

2

3

4




#3

YOU GOT IT!

WOOHOO!

NEXT QUESTION




#3

OOPS!

THAT'S OK!

TRY AGAIN



#4


DIRECTIONS: Click on the answer that you think is correct.

$$10 - 5 =$$

6

4

5




#4

YOU GOT IT!

WOOHOO!

NEXT QUESTION




#4

OOPS!

THAT'S OK!

TRY AGAIN



#5


DIRECTIONS: Click on the answer that you think is correct.

$$3 - 1 =$$

2

1

4




#5

YOU GOT IT!

WOOHOO!

NEXT QUESTION



#5

OOPS!

THAT'S OK!

TRY AGAIN

#6


DIRECTIONS: Click on the answer that you think is correct.

$$7 - 4 =$$

2

4

3




#6

YOU GOT IT!

WOOHOO!

NEXT QUESTION



#6

OOPS!

THAT'S OK!

TRY AGAIN

#7


DIRECTIONS: Click on the answer that you think is correct.

$$10 - 6 =$$

5

6

4




#7

YOU GOT IT!

WOOHOO!

NEXT QUESTION



#7

OOPS!

THAT'S OK!

TRY AGAIN

#8


DIRECTIONS: Click on the answer that you think is correct.

$$5 - 3 =$$

2

8

1




#8

YOU GOT IT!

WOOHOO!

NEXT QUESTION



#8

OOPS!

THAT'S OK!

TRY AGAIN

#9


DIRECTIONS: Click on the answer that you think is correct.

$$1 - 0 =$$

0

2

1




#9

YOU GOT IT!

WOOHOO!

NEXT QUESTION



#9

OOPS!

THAT'S OK!

TRY AGAIN

#10


DIRECTIONS: Click on the answer that you think is correct.

$$8 - 5 =$$

4

3

2




#10

YOU GOT IT!

WOOHOO!

NEXT QUESTION




#10

OOPS!

THAT'S OK!

TRY AGAIN



#11


DIRECTIONS: Click on the answer that you think is correct.

$$10 - 3 =$$

6

7

8




#11

YOU GOT IT!

WOOHOO!

NEXT QUESTION



#11

OOPS!

THAT'S OK!

TRY AGAIN

#12


DIRECTIONS: Click on the answer that you think is correct.

$$8 - 7 =$$

0

2

1




#12

YOU GOT IT!

WOOHOO!

NEXT QUESTION




#12

OOPS!

THAT'S OK!

TRY AGAIN



#13


DIRECTIONS: Click on the answer that you think is correct.

$$6 - 3 =$$

9

4

3




#13

YOU GOT IT!

WOOHOO!

NEXT QUESTION



#13

OOPS!

THAT'S OK!

TRY AGAIN

#14


DIRECTIONS: Click on the answer that you think is correct.

$$6 - 6 =$$

0

6

5




#14

YOU GOT IT!

WOOHOO!

NEXT QUESTION



#14

OOPS!

THAT'S OK!

TRY AGAIN

#15


DIRECTIONS: Click on the answer that you think is correct.

$$9 - 5 =$$

5

4

3




#15

YOU GOT IT!

WOOHOO!

NEXT QUESTION



#15

OOPS!

THAT'S OK!

TRY AGAIN

#16


DIRECTIONS: Click on the answer that you think is correct.

$$10 - 2 =$$

8

7

9




#16

YOU GOT IT!

WOOHOO!

NEXT QUESTION



#16

OOPS!

THAT'S OK!

TRY AGAIN

#17


DIRECTIONS: Click on the answer that you think is correct.

$$7 - 3 =$$

10

3

4




#17

YOU GOT IT!

WOOHOO!

NEXT QUESTION




#17

OOPS!

THAT'S OK!

TRY AGAIN



#18


DIRECTIONS: Click on the answer that you think is correct.

$$5 - 1 =$$

4

2

3




#18

YOU GOT IT!

WOOHOO!

NEXT QUESTION




#18

OOPS!

THAT'S OK!

TRY AGAIN



#19


DIRECTIONS: Click on the answer that you think is correct.

$$9 - 8 =$$

1

2

0




#19

YOU GOT IT!

WOOHOO!

NEXT QUESTION



#19

OOPS!

THAT'S OK!

TRY AGAIN

#20


DIRECTIONS: Click on the answer that you think is correct.

$$10 - 4 =$$

7

6

4




#20

YOU GOT IT!

WOOHOO!

NEXT QUESTION



#20

OOPS!

THAT'S OK!

TRY AGAIN

#21


DIRECTIONS: Click on the answer that you think is correct.

$$2 - 2 =$$

2

0

4




#21

YOU GOT IT!

WOOHOO!

NEXT QUESTION



#21

OOPS!

THAT'S OK!

TRY AGAIN

#22


DIRECTIONS: Click on the answer that you think is correct.

$$8 - 6 =$$

3

4

2




#22

YOU GOT IT!

WOOHOO!

NEXT QUESTION




#22

OOPS!

THAT'S OK!

TRY AGAIN



#23


DIRECTIONS: Click on the answer that you think is correct.

$$4 - 2 =$$

1

6

2




#23

YOU GOT IT!

WOOHOO!

NEXT QUESTION



#23

OOPS!

THAT'S OK!

TRY AGAIN

#24


DIRECTIONS: Click on the answer that you think is correct.

$$5 - 2 =$$

3

4

2




#24

YOU GOT IT!

WOOHOO!

NEXT QUESTION



#24

OOPS!

THAT'S OK!

TRY AGAIN

#25


DIRECTIONS: Click on the answer that you think is correct.

$$9 - 4 =$$

3

4

5




#25

YOU GOT IT!

WOOHOO!

NEXT QUESTION



#25

OOPS!

THAT'S OK!

TRY AGAIN

#26


DIRECTIONS: Click on the answer that you think is correct.

$$4 - 3 =$$

2

7

1




#26

YOU GOT IT!

WOOHOO!

NEXT QUESTION



#26

OOPS!

THAT'S OK!

TRY AGAIN

#27


DIRECTIONS: Click on the answer that you think is correct.

$$7 - 6 =$$

1

2

6




#27

YOU GOT IT!

WOOHOO!

NEXT QUESTION



#27

OOPS!

THAT'S OK!

TRY AGAIN

#28


DIRECTIONS: Click on the answer that you think is correct.

$$10 - 1 =$$

10

8

9




#28

YOU GOT IT!

WOOHOO!

NEXT QUESTION



#28

OOPS!

THAT'S OK!

TRY AGAIN

#29


DIRECTIONS: Click on the answer that you think is correct.

$$7 - 5 =$$

2

3

1




#29

YOU GOT IT!

WOOHOO!

NEXT QUESTION



#29

OOPS!

THAT'S OK!

TRY AGAIN

#30


DIRECTIONS: Click on the answer that you think is correct.

$$3 - 2 =$$

5

2

1




#30

YOU GOT IT!

WOOHOO!

NEXT QUESTION



#30

OOPS!

THAT'S OK!


TRY AGAIN

THE
END

YOU'RE DONE!

YOU
DID IT!

FINISH



THANK YOU FOR YOUR DOWNLOAD!

I hope you enjoy this resource and find it useful.

Subscribe
to
CLICK → SAVVY
APPLE for

- ✓ EXCLUSIVE DEALS
- ✓ NEW RELEASE ALERTS
- ✓ UPDATES AND GIVEAWAYS



QUESTIONS? COMMENTS?
SUGGESTIONS?

I love that feedback!
savvyapplestore@gmail.com

LET'S CONNECT!

Blog: savvyappleblog.com
Instagram: [instagram.com/savvy.apple/](https://www.instagram.com/savvy.apple/)
Pinterest: [pinterest.ca/savvyapplestore/](https://www.pinterest.ca/savvyapplestore/)
Facebook: [facebook.com/savvyapple/](https://www.facebook.com/savvyapple/)
TpT Store: [Savvy Apple](https://www.teacherspayteachers.com/Store/SavvyApple)

CLICK

CREDITS:



Jessica Ann
♥♥♥ STANFORD
Mrs. Stanford's Class

TERMS OF USE – SHARING BONUS TO HELP YOU OUT!

The purchaser of this resource can share it with the people in their household and their main group/class of students they teach. It can be shared to them by email or in their closed online platform (e.g. Google Classroom or ClassDojo). It cannot be resold or redistributed to others, including posting a copy of it on another website. An online reference to this resource can be made (always appreciated!), as long as it links back to Savvy Apple's Blog or TpT Store. Additional licenses are discounted.

Thank you so much! © Savvy Apple 2020

