

# Functional Sorting Choice Board

Click on the star to follow the steps to complete task.




Sort/ Roll Socks

A blue star is positioned at the bottom right of the illustration.



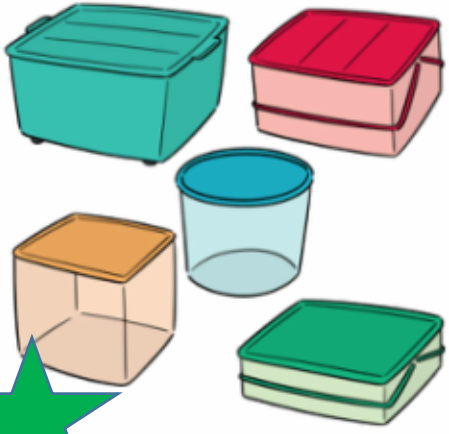
Sort/ Roll Silverware

A red star is positioned at the bottom right of the illustration.



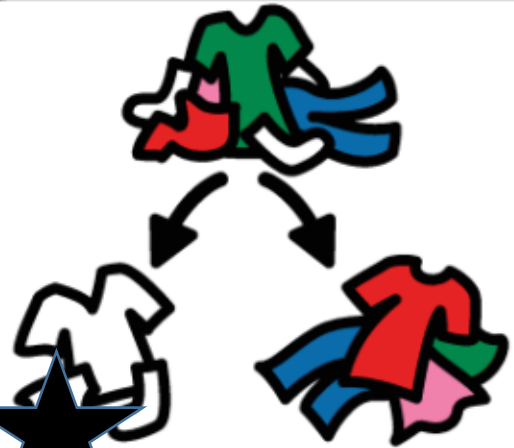
recycle

A yellow star is positioned at the bottom right of the illustration.



Lids/ Containers

A green star is positioned at the bottom left of the illustration.



sort laundry

A black star is positioned at the bottom left of the illustration.



Sort Plates, cups, bowls/  
Put Away Dishes

A purple star is positioned at the bottom right of the illustration.

# Matching Socks



*Simply Special Ed*

[Click For Video Model](#)



Get laundry bin



Lay out socks




Find matches



roll



Put away



# Silverware (2 Levels)

## Level 1: Sort Silverware by kind

[CLICK for Video Model](#)



## Level 2: Roll Silverware in Napkins

[CLICK for Video Model](#)

### Utensil Assembly

**Materials Needed:**

- 10-12 plastic forks
- 10-12 plastic spoons
- 10-12 plastic napkins
- 10-12 plastic straws
- Plastic Shoebox Container for Storage


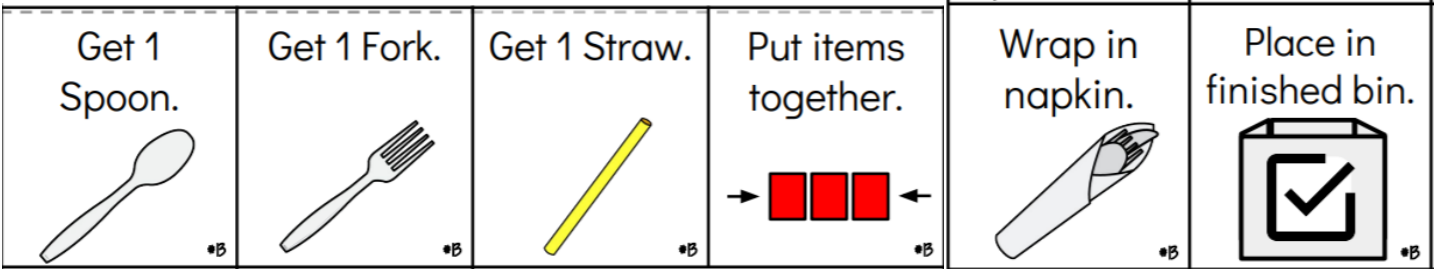
OPTIONAL: 10-12 plastic baggies to put each assembled set.

**Student Set up:**

Place all the supplies into the plastic shoebox container, mix, and place it in front of the student. Student will collect one fork, spoon, and straw and wrap it in the napkin. It is then placed in the 'finished' container. Student is finished when all the items are assembled.

**Objective:**

Student will be able to discriminate between items based on attributes and assemble them by following multistep directions.




# Sort Recycling

**RECYCLE**




[CLICK for Video](#)

Gather cans, plastics, and paper.  
Set up 3 containers and sort the materials.  
Count how many items you have in each bin.  
Bring items to your recycling bin.



Get bin



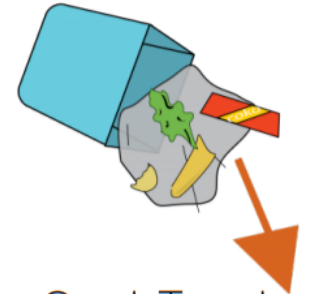
Sort Paper




Sort Plastic



Sort Aluminum


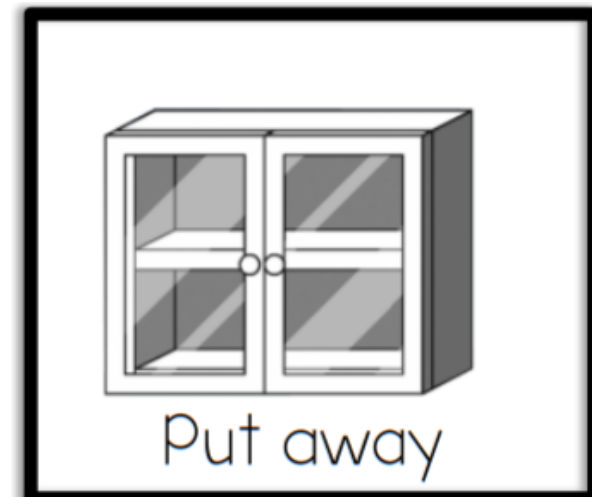
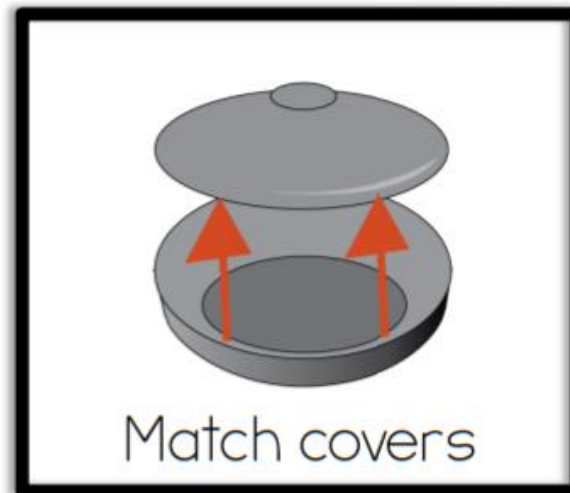


Sort Trash





Open up you Tupperware drawer or cabinet.  
Sort the lids and the bottoms  
Then find the matches






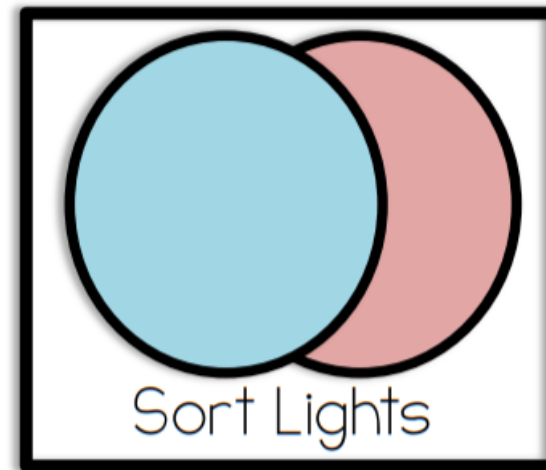
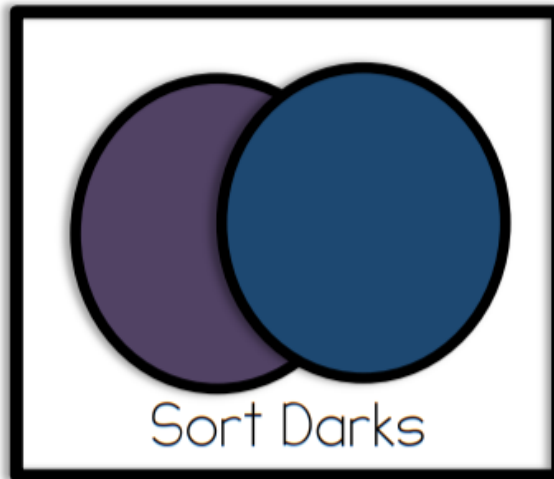
# Sort Darks/ Lights



[CLICK for Laundry Song](#)

Gather laundry

Sort into two piles Light and Dark



# Dishes (2 Levels)

Sort plastic plates, bowl, and cups



Put dishes away in cabinet

