

Week 9: 6/1/2020 Language Arts Activities



Mrs. Simeone's Read Aloud




Mrs. Simeone Read Aloud

[Click for Read Aloud](#)

THE VERY
HUNGRY
CATERPILLAR

by Eric Carle



Symmetrical Butterfly Craft

[Click for Directions](#)




Name Activity

Caterpillar Name Activity



Directions:

- Collect Bottle caps or cut circles out of paper.
- Write one letter in name on each circle.
- Mix the letters up and glue name onto paper in order.
- Those that need help, write letter on the paper as a model to match letters.



Safety Sign Activity Level 1



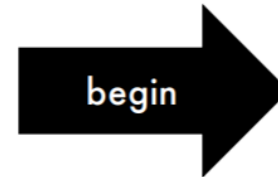
Open up file under Interactive PDFs on Website

Match the signs.

[Click for Community Match with Mrs. Simeone](#)

Match the Community Signs

Find the community sign match




Safety Sign Activity Level 2

- ❖ Gather a toy car, plane, train, boat, bike or anything that can GO that your child can interact with.
- ❖ Listen to the story read by Mrs. Simeone and when we hear the word GO move the toy up and down your child's arm or leg to show how it can GO!



[Click for GO GO GO Book with Mrs. Simeone](#)


Go! Go! Go!





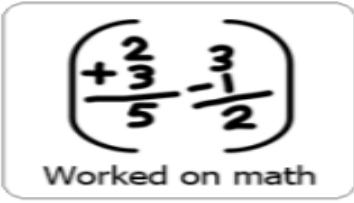
Cause and Effect/ Requesting More

[Click Here for Cause and Effect with Mrs. Simeone](#)




Daily Comprehension Activity


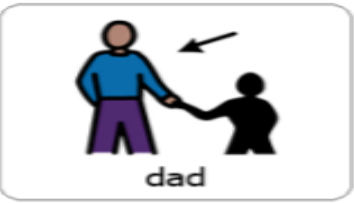


1. What did you work on today?




2. What special did you do?



3. Who worked with you today?




4. Today I felt...





[CLICK for site](#)

Directions: When you enter website, click on PreK-K, week 3 day 13. Read story and have fun with the activities.



Day 13: Life Cycles - From Caterpillar to Butterfly

Watch the Story:

Waiting for Wings by Lois Ehlert

Read the Book:

World of Insects: Butterflies by Martha E. H. Rustad

[Take Me There!](#)



Video: The Life of a Butterfly

Watch butterflies grow up and spread their wings.

[Watch the Video](#)



Act-It-Out Activity:

A Butterfly Changes

[Do the Activity](#)



Actividad de actuar:

La mariposa se transforma

[Hacer la actividad](#)

Scholastic Let's Find Out



Go to <https://letsfindout.scholastic.com/>

- ✓ **Click Login** ; “I am a Student” ; Password: gengrasunit1
- ✓ **Directions:** Listen to / read “A Caterpillar Grows Up” April 2020
- ✓ Talk about the photos, watch videos, and play the games.

Explore This Issue



Listen and Read

Extend the Lesson



VIDEO

The Life of a
Butterfly




GAME

What's the
Order?



HANDS-ON
ACTIVITY

Make a
Fingerprint Life
Cycle



Functional Reading Activity

Directions Level 1

- Read through the list of items with your child.
- Travel the house to find them. If you don't have them all you can use what you have at home.
- Talk about each item (feel, smell) and interact with the objects.
- Use the questions as talking points.
- For some learners, hold up two items to use as multiple choice answers.
- Follow one step directions with objects, touch, put in a container, give me.

KITCHEN SCAVENGER HUNT

Find each of the following items and cross them out as you find them.



potholder Pan Can Opener

Spatula Grater Knife

© Autism Classroom Resources LLC

DISCUSSION QUESTIONS

1. What is it?
 2. Which do you use when something is hot?
 3. Which do you scrape the bowl with?
 4. Which one opens cans?
 5. Which is sharp?
 6. Which shreds cheese?
 7. What goes on the stove?
 8. Which are made of metal?
- © Autism Classroom Resources LLC

Directions Level 2

- Have your child read through list of items (verbally or with ACC) and travel the house to find them. (work on asking for help)
- Ask the first two questions to your child about each item.
- Ask/answer the rest of the questions. (your child can write or type answers)
- Help put the supplies away.

Color of the Week

RED

Color Song: [Click for Red Song](#)

Point and talk about things that are **RED** in this picture.

Activity: Find things inside and outside your home that are **RED**



Color of the Week

Raz Kids Story

<https://www.raz-kids.com/>

Use Personal Log In that were sent to families.

Directions: Read Story, point to pictures in the story, find items around your house from the story and interact with them (feel, smell), follow one step directions(put in, take objects)

