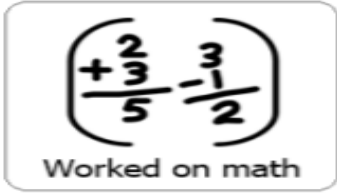





Week 6 5/11/2020 Language Arts Activities

Daily Comprehension Activity

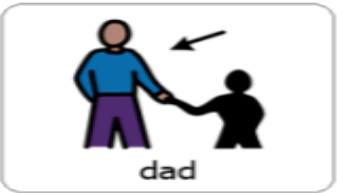


1. What did you work on today?




2. What special did you do?



3. Who worked with you today?



4. Today I felt...

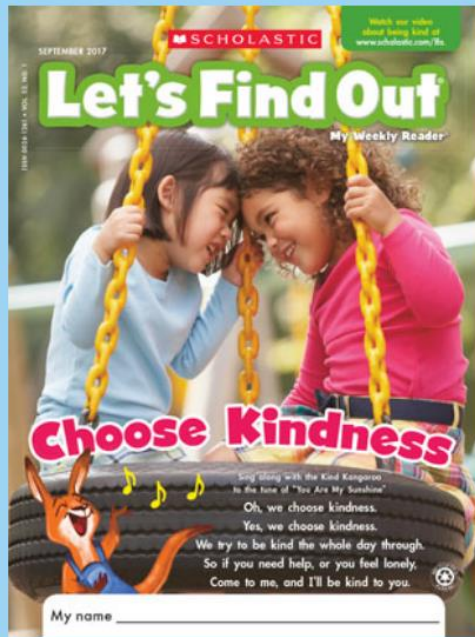


Scholastic Online Reading



- ❖ Go to <https://letsfindout.scholastic.com/>
- ❖ Login ; “I am a Student” ; Password: gengrasunit1
- ❖ Search Bar: Choose Kindness
- ❖ Directions: Listen to / read “Choose Kindness”, talk about the photos, watch videos and play the games.

Explore This Issue



Extend the Lesson

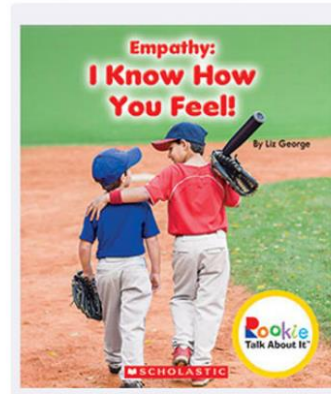

 VIDEO **Choose To Be Kind** 

 GAME **Look for Letters** 



[CLICK for site](#)

Directions: When you enter website, click on Grade 1-2, week 2 day 9. Read story and have fun with the activities.



Day 9: Social-Emotional Learning - Empathy & Kindness

Watch the Story:

Stick and Stone by Beth Ferry

Read the Book:

Empathy: I Know How You Feel! by Liz George

[Take Me There!](#)



Video: Choose To Be Kind

You can choose to treat other people well. Here's how!

[Watch the Video](#)



Act-It-Out Activity:

What Would You Do?

[Do the Activity](#)



Actúalo:

¿Qué harías?

[Hacer la actividad](#)


Functional Reading Activity

Directions Level 1


- Read through the list of items with your child.
- Travel the house to find them. If you don't have them all you can also use tape, markers, crayon.
- Talk about each item, and interact with them (draw a line with ruler, staple a piece of paper, etc)
- Use the questions as talking points.
- For some learners, hold up two items to use as multiple choice answers.
- Follow one step directions with objects, touch, put in a container, give me.

OFFICE SCAVENGER HUNT


Find each of the following items and cross them out as you find them.




Pencil




Books




Stapler



Chair



Notebook



Ruler

© Awlton Classroom Resources LLC

DISCUSSION QUESTIONS

1. What is it?
2. What do we do with it?
3. Which fastens papers?
4. Which do you write IN?
5. Which do you write WITH?
6. Which has paper in it?
7. What do you sit in?
8. What has inches on it?
9. Which has an eraser?

© Awlton Classroom Resources LLC

Directions Level 2

- Have your child read through list of items (verbally or with ACC) and travel the house to find them. (work on asking for help)
- Ask the first two questions to your child about each item.
- Ask/answer the rest of the questions. (your child can write or type answers)
- Help put the supplies away.

Safety Sign Focus

Directions: Answer Safety Sign Questions

[CLICK for PDF](#)

Name:

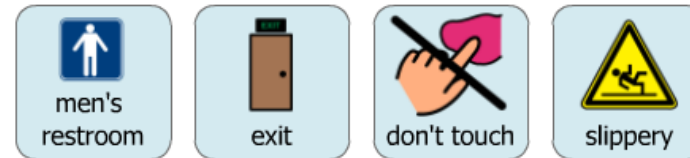
 _____

Functional Signs 3

Directions: Find the correct sign.



1. Find the sign that means men's restroom.



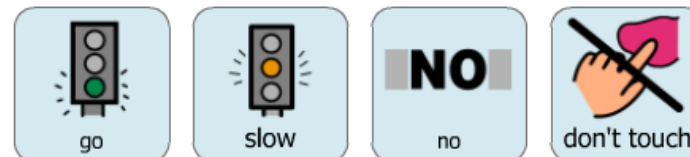
2. Find the sign that means slippery.



3. Find the sign that means yes.



4. Find the sign that means no.



Safety Sign Focus

Directions: Answer Safety Sign Questions

Name: _____



Functional Signs 4

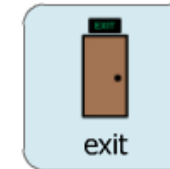

Directions: Find the correct sign.



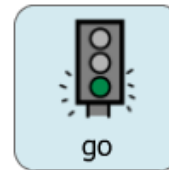
1. Find the sign that means walk.



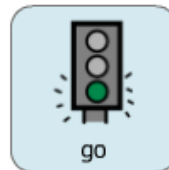
2. Find the sign that means stop.



3. Find the sign that means hospital.



4. Find the sign that means railroad crossing.



Chalk Name

- ❖ Write your child's first and last name in chalk in different parts of the driveway.
- ❖ Write other family members name.
- ❖ Have your child find their names and circle or jump on it.



Color of the Week

PURPLE

[CLICK for Song](#)

Point and talk about things that are **Purple** in this picture.

Activity: Find things inside and outside your home that are **Purple**



Color of the Week

Raz Kids Story

<https://www.raz-kids.com/>

Use Personal Log In that were sent to families.

Directions: Read Story, point to pictures in the story, find items around your house from the story



