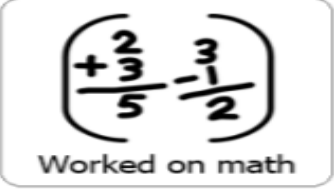


Week 8: 5/26/2020 Language Arts Activities




Daily Comprehension Activity

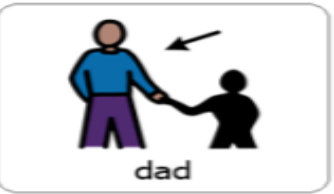


1. What did you work on today?





2. What special did you do?



3. Who worked with you today?



4. Today I felt...

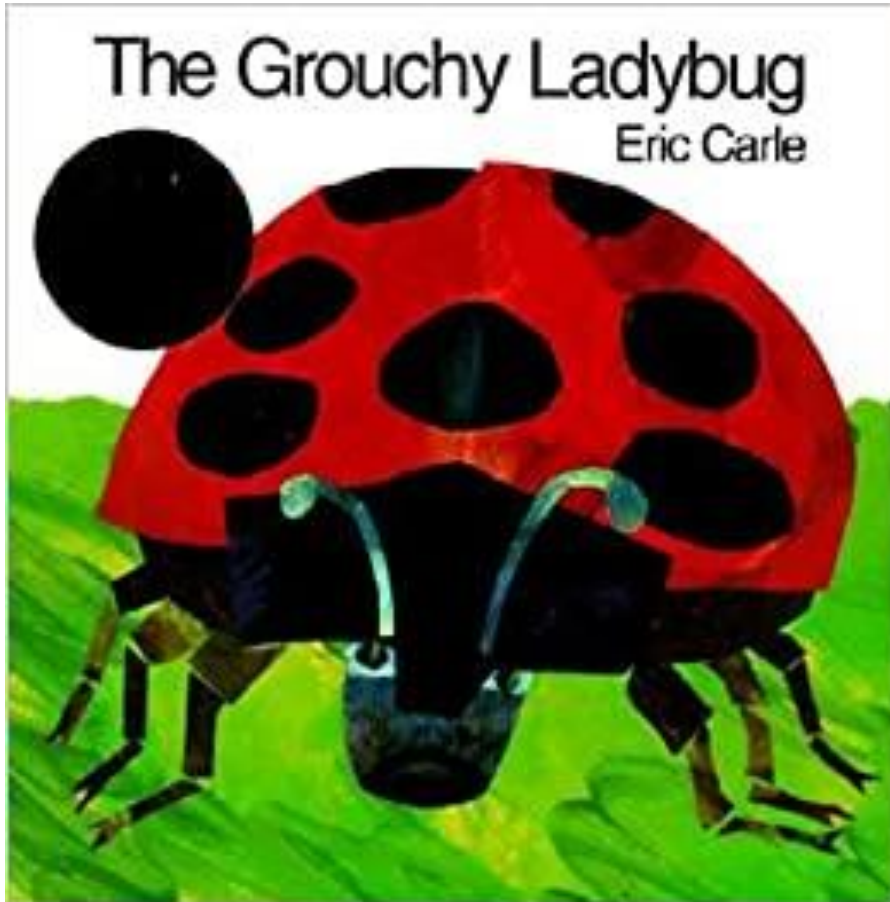




Mrs. Simeone's Read Aloud

Mrs. Simeone Read Aloud

[Click for Grouchy Ladybug Read Aloud](#)



Lady Bug Hand Print Craft



Answering When Questions With Mrs. Simeone

[Click Here to Answer "When" Questions With Mrs. Simeone](#)




When 

Comprehension Questions
with symbol support



Cause and Effect/ Requesting More

[Click Here for Cause and Effect with Mrs. Simeone](#)



Functional Reading Activity

Directions Level 1

- Read through the list of items with your child.
- Travel the house to find them. If you don't have them all you can use what you have at home.
- Talk about each item (feel, smell) and interact with the objects.
- Use the questions as talking points.
- For some learners, hold up two items to use as multiple choice answers.
- Follow one step directions with objects, touch, put in a container, give me.

BATHROOM SCAVENGER HUNT
Find each of the following items and cross them out as you find them.



Towel Soap Hair Brush

Toothpaste Toothbrush Comb

©Arlow-Cascone-Resources.com

DISCUSSION QUESTIONS

1. What is it?
 2. What color is it?
 3. Which do you put in your mouth?
 4. Which do you use to wash your hands?
 5. Which has bristles?
 6. Which do you use in your hair?
 7. Which are used to brush teeth?
 8. Which is soft?
 9. Which goes in your mouth?
- ©Arlow-Cascone-Resources.com

Directions Level 2


- Have your child read through list of items (verbally or with ACC) and travel the house to find them. (work on asking for help)
- Ask the first two questions to your child about each item.
- Ask/answer the rest of the questions. (your child can write or type answers)
- Help put the supplies away.



[CLICK for site](#)

Directions: When you enter website, click on PreK-K, week 3 day 11. Read story and have fun with the activities.

BUGS, BUGS, and more BUGS !!!



Day 11: Life Science - Ladybugs

Watch the Story:

Bugs! Bugs! Bugs! by Bob Barner

Read the Book:

A Ladybug Larva Grows Up by Katie Marsico

[Take Me There!](#)



Video: Lovely Little Ladybugs

Learn about the lovely ladybug's life cycle.

[Watch the Video](#)



Math Activity:

Counting Ladybug Spots!

[Do the Activity](#)



Actividad de matemática:

¡Contar los puntos de la mariquita!

[Hacer la actividad](#)

Scholastic Let's Find Out



Go to <https://letsfindout.scholastic.com/>

- ✓ **Click Login** ; "I am a Student" ; Password: gengrasunit1
- ✓ **Directions:** Listen to / read "Busy, Buzzy Bees"
- ✓ Talk about the photos, watch videos, and play the games.

Explore This Issue



Listen and Read

Extend the Lesson



VIDEO

Busy, Busy Bees!



GAME

Build an Insect



HANDS-ON
ACTIVITY

Be a Honeybee!



Color of the Week

WHITE

[CLICK for White Song](#)

Point and talk about things that are **WHITE** in this picture.

Activity: Find things inside and outside your home that are **WHITE**



Color of the Week

Raz Kids Story

<https://www.raz-kids.com/>

Use Personal Log In that were sent to families.

Directions: Read Story, point to pictures in the story, find items around your house from the story

