



Week 6: 5/11/2020

Science: All About Plants

Let's Find Out


Go to [Click to login](#)

Click Login ; "I am a Student" ; Password: gengrasunit1

Directions: Listen to / read

"Would You Munch a Plant For Lunch",
talk about the photos, watch videos and play the games.

Explore This Issue



Listen and Read


Extend the Lesson

 **Parts of a Plant** 

 **Dance Break: Plants** 

 **Build A Plant** 

Craft



Science: Plant Life Cycle



Click link to bring you to Brain Pop Jr. <https://jr.brainpop.com/science/plants/plantlifecycle/>

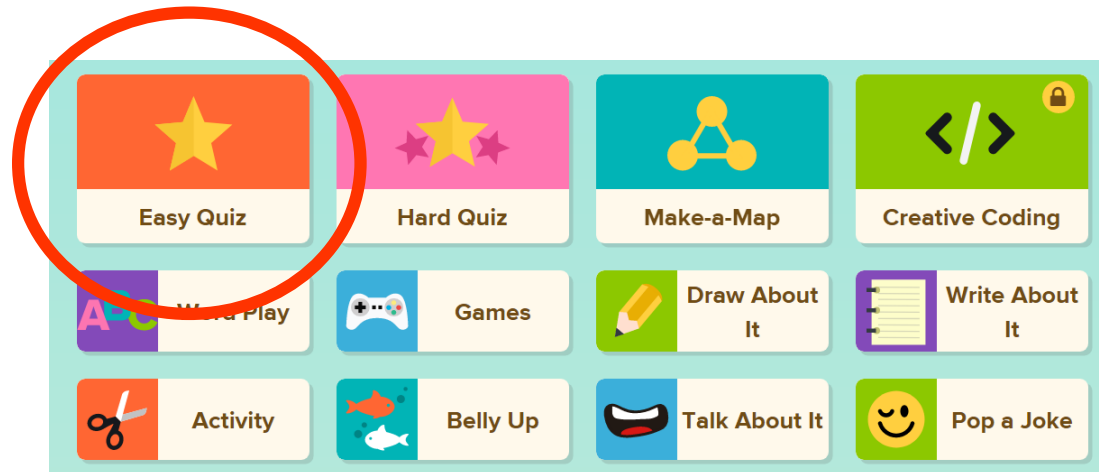
1. **Log in:** gengrascener Password: Gengras12
2. In **search** bar type Plant Life Cycle.
3. **Gather** some dirt, leaves, sticks, or a plant you have in your home for some learner to hold and feel while listening to video.
4. **Watch video-** Play some of the games
5. Click Activity button and make a Terrarium out of a water bottle.


3. Make your own Terrarium

[Click to view video of Mrs. Simeone Planting Seeds](#)

1. Watch Movie

2. Take EASY Quiz and play the game



 A terrarium is a small container where a living thing is kept and observed. Grow your own plant inside a terrarium.

You'll need:
-seeds -water -soil
-an empty, clear plastic bottle with a cap

Name: _____



1. Remove the label from the bottle. Wash and rinse the bottle and cap.
2. Have an adult cut the bottle in half to make a top and a bottom part.
3. Fill the bottom part with soil. Add seeds to the soil and lightly water it.
4. Cover the bottom with the top half of the bottle. An adult may have to cut a slit in the top part to make it fit.
5. Place your terrarium in a sunny spot. Observe your seeds as they germinate and sprout over time.

Draw a picture of your plant every few days to track its growth.

Date: _____	Date: _____	Date: _____
Date: _____	Date: _____	Date: _____
Date: _____	Date: _____	Date: _____



New Learning Resource: EPIC

Read Aloud, Audio Books, Videos, And MORE

How To Login

1. Log in: [Click to login](#)
2. Click Student/ Educator
3. Enter Class code: laa5284
4. Click B10
5. Click Mailbox on top right for themed book
6. OR Search for other title in search bar
7. Happy READING!!

