



Oxford
Reading
Tree

Spots!



Roderick Hunt
Alex Brychta

IT
Story written by Roderick Hunt
Illustrations by Alex Brychta



What's this story about?

First, Kipper has spots, then Biff and Chip, and then Mum get ill. The doctor comes round to tell them to stay in bed, so Dad has to look after them. Just when they are all better, it's Dad's turn to get spots!

Talk together

Talk about whether the child has ever had chicken pox and how the disease is contagious. Ask, "What happens when you feel ill? Where's the best place to be?"


Read the story


W = Word recognition **C** = Language comprehension

- C** Look at the pictures to see what happens in the story.
- W** Read the story together.
- W** Page 2, show the child how to work out 'spots', sound by sound (s-p-o-t-s).
- C** Page 2, ask, "Why did Dad spill the tea?"
- C** Page 7, ask, "Why is the doctor holding a clock? What is she doing? Have you ever had your pulse taken? What do you think Dad is thinking?"
- C** Page 13, ask, "Why do you think Dad said 'What a job!'?"
- C** Page 15, ask, "Can you guess why Mum is saying 'Oh no!'?"
- C** Page 16, ask, "Now that Dad is ill, what do you think everyone will do?"



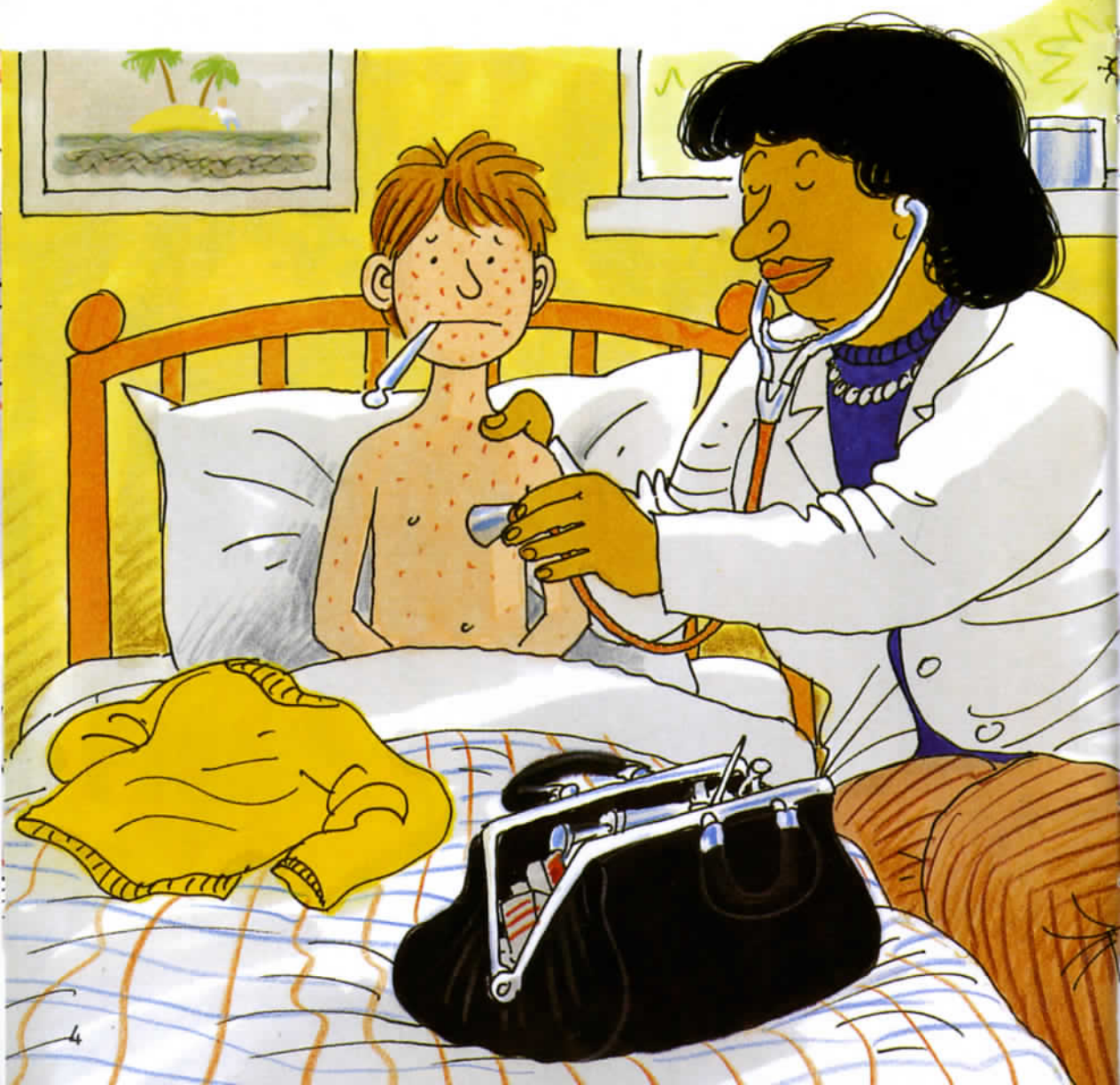
Kipper had spots.





Biff and Chip had spots too.

The doctor came.





“Stay in bed,” she said.


Mum had spots.






“Stay in bed, too,”
said the doctor.

Dad looked after everyone.






He put the washing out.






He went shopping.





“What a job!” said Dad.

Everyone got better.





“Oh, no!” said Mum.



Dad had spots.

Play a game

Last letters

To help the child to recognise words with a particular letter.

- Ask the child to find a word ending with a particular letter, e.g. 'd'. On page 5, for example, the child could choose either 'bed' or 'said'. Ask him/her to read the word and then the sentence.
- Then it is the child's turn to ask you to find a word ending in a different letter.
- Have two or three turns each.

Other ideas

You can use these ideas straight away, or on another day.

- Ask the child to tell you the story from memory. Together, check to see if the retelling matches the order of events in the book.
- Pretend that one of the child's toys is ill. Encourage the child to role play being a doctor.

Spots!

Everyone gets spots.

This story practises these words:

a and dad he in look(ed) mum no
said she the went

Stage 2 More Stories A

Floppy's Bath

The Baby-sitter

The Water Fight

Kipper's Balloon

Spots!

Kipper's Birthday



Available in packs

Stage 2 More Stories Pack A (one of each title) ISBN 978-0-19-846402-0

Stage 2 More Stories Class Pack A (six of each title) ISBN 978-0-19-846403-7

OXFORD
UNIVERSITY PRESS

Orders and enquiries to Customer Services:
tel. 01536 741171

For further information, phone the
Oxford Literacy Care-line: tel. 01865 353881

text © Roderick Hunt 1989
illustrations © Alex Brychta 1989

First published 1989
This edition published 2008
10 9 8 7 6 5 4 3

ISBN 978-0-19-846409-9



9 780198 464099