




Oxford  
Reading  
Tree

# Kipper's Laces



Roderick Hunt  
Alex Brychta

Story written by Roderick Hunt  
Illustrations by Alex Brychta



### **What's this story about?**

When Kipper can't tie his laces at school, other children laugh at him. Dad makes a block for Kipper to practise on. Kipper tries very hard and at last he can do up his laces – but then he discovers that he has tied his shoes together!

### **Talk together**

Talk about learning to tie laces and how difficult it can be. Can the child tie his/her shoe laces? Briefly look at the pictures to see what happens to Kipper.

### **Read the story**

**W** = Word recognition    **G** = Language comprehension

- W** Before reading, look at the word 'couldn't' on page 2 and help the child to guess what it says. Ask, "Can you see a word inside 'couldn't'?"
- W** Read the story together.
- C** Page 4, ask, "What subject are the children doing?"
- C** Page 7, talk about the boys who are laughing. Ask, "Are they being kind to Kipper? How do you think Kipper feels?"
- W** Page 10, ask the child to run the sounds together in 'block': b-l-o-ck.
- W** Count how many times the word 'tried' is found on pages 12 and 13.
- C** Ask, "What does this tell us about Kipper?"



Kipper wanted new shoes.



He couldn't tie his laces.






Dad helped him.



Kipper was at school.






The class had P.E.



Kipper couldn't tie his laces.







Miss Green helped him.

Kipper was upset.







He told Dad.



Dad made a block.







Kipper tried...



and tried...






and tried and tried.



“Hooray!” said Kipper.

Kipper was at school.







He did up his laces.



“Oh no!” said Kipper.

## ***Play a game***

### ***Capital Letters***

*This game helps the child to recognise capital letters.*

- Look through the book and find words with capital letters. Notice whether the capital letters are used to begin a sentence or a name.
- Choose one of the capital letters and ask the child to find it and show it to you.
- Then the child chooses a capital letter and asks you to find it.
- Have two or three turns each.

### ***Other ideas***

*You can use these ideas straight away, or on another day.*

- Look at the letters on the blackboard on page 5 of the story. Say the alphabet together, putting in the letters that you cannot see on the page.
- If the child has trouble doing up laces, use a block or a shoe to practise. Give plenty of praise for trying.



# Kipper's Laces

Kipper can't tie his laces.

This story practises these words:

a and at dad he no said was

## Stage 2 More Stories B

Kipper's Laces

The Wobbly Tooth

The Foggy Day

Biff's Aeroplane

Floppy the Hero

The Chase



*Available in packs*

Stage 2 More Stories Pack B (one of each title) ISBN 978-0-19-846411-2

Stage 2 More Stories Class Pack B (six of each title) ISBN 978-0-19-846412-9

OXFORD  
UNIVERSITY PRESS

Orders and enquiries to Customer Services:  
tel. 01536 741171

For further information, phone the  
Oxford Literacy Care-line: tel. 01865 353881

text © Roderick Hunt 1989

illustrations © Alex Brychta 1989

First published 1989

This edition published 2008

10 9 8 7 6 5 4 3 2

ISBN 978-0-19-846418-1



9 780198 464181