



Oxford
Reading
Tree

The Wobbly Tooth



Roderick Hunt
Alex Brychta



Story written by Roderick Hunt
Illustrations by Alex Brychta



What's this story about?

Kipper has a wobbly tooth. He becomes upset when he swallows his loose tooth after getting hit by the swing. He thinks he won't get any money from the tooth fairy, but everyone helps out and he ends up with more money as a result.

Talk together

Talk about milk teeth and the 'tooth fairy'. Has the child ever lost a tooth? How did it happen?

Read the story

W = Word recognition **C** = Language comprehension

- W** Look at the cover and read the title. Together, say the sounds that make up the word 'wobbly': w-o-bb-l-y.
- C** Ask, "What do you think is going to happen in this story?" Look at the pictures to find out what happens to Kipper.
- W** Read the story together.
- C** Page 4, ask, "Do you really think Dad is going to use the pliers to pull out Kipper's tooth?"
- W** Page 11, help the child to read 'swallowed'. Point out the initial letters 'sw', and ask the child to think of a suitable word that explains what Kipper could have done with the tooth beginning with this sound.
- C** Page 13, read the note on Kipper's bed to help the child understand why Kipper was upset.



Kipper had a wobbly tooth.

Mum wanted to pull it out.





"No!" said Kipper.

Dad wanted to pull it out.






“No, no, no!” said Kipper.


Biff went on the swing.






Kipper pushed her.


Oh no!






The swing hit Kipper.

The tooth was gone.





Kipper had swallowed it.

Kipper was upset.







“Sorry,” said Biff and Chip.



“Never mind,” said Mum.



“Never mind,” said Dad.



“I’m not sad,” said Kipper.



“I’m glad.”

Play a game

What comes next?

To help the child to guess what comes next in a sentence.

- Read any sentence from the story, leaving out the last word. The child guesses the missing word and looks in the book to check.
- Then the child reads a sentence but leaves out the last word. You guess what the word is and look in the book to check.
- Have two or three turns each.

Other ideas

You can use these ideas straight away, or on another day.

- Find pictures of Kipper being sad and being glad. Explain that the words 'sad' and 'glad' are opposites. Think of other opposites together, such as 'in', 'out'; 'up', 'down'; 'open', 'closed'.
- Look at the pictures of Kipper's thought bubbles. Ask the child to describe what Kipper is thinking.

The Wobbly Tooth

Kipper loses a tooth.

This story practises these words:

a and dad it mum no on said
the to was went



Stage 2 More Stories B

Kipper's Laces	Biff's Aeroplane
The Wobbly Tooth	Floppy the Hero
The Foggy Day	The Chase

Available in packs

Stage 2 More Stories Pack B (one of each title) ISBN 978-0-19-846411-2

Stage 2 More Stories Class Pack B (six of each title) ISBN 978-0-19-846412-9

OXFORD
UNIVERSITY PRESS

Orders and enquiries to Customer Services:
tel. 01536 741171

For further information, phone the
Oxford Literacy Care-line: tel. 01865 353881

text © Roderick Hunt 1989
illustrations © Alex Brychta 1989

First published 1989
This edition published 2008
10 9 8 7 6 5 4 3 2

www.OxfordPrimary.co.uk

ISBN 978-0-19-846414-3



9 780198 464143

Printed in China by Imago