

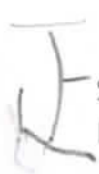


Oxford  
Reading  
Tree

# The Steel Band



Roderick Hunt  
Alex Brychta



Story written by Roderick Hunt  
Illustrations by Alex Brychta



Oxford  
Reading  
Tree

### **What's this story about?**

Stan and his steel band have come to play at the school. The children join in the music and Wilf has a go on one of the drums.

### **Talk together**

Look at the pictures to find out what a steel band is like. Talk about any musical instruments the child has seen or played. Ask, "What instruments do you play at school?"

### **Read the story**

**W** = Word recognition    **C** = Language comprehension

- W** If there is a problem word, ask the child, "What does it begin with?", then say each letter sound in order. Say the whole word.
- C** Page 5, ask, "Can you clap your hands and tap your feet at the same time?"
- C** Ask the child questions to check his/her understanding of the story. Pages 8 and 9, ask, "What actions are the children doing?". Page 12, ask, "Why do you think Mrs May and the Head teacher look worried?". Page 15, ask, "What was Wilf doing wrong?"
- C** At the end, ask, "Which picture do you like best?" Talk about the story and say which section you both liked best.
  - Ask the child to read the story again, now or at another time.



A band came to play.





“My name is Stan,” said a man.




“I want you to help us.”





“I want you to clap,” he said.



“Clap your hands and tap  
your feet.”






“I want you to sing a song.”





“Sing it with us.”



The children sang with the band.






“Now clap as you sing,” said Stan.



“Who wants to play in the band?”





The children put up their hands.



Everyone wanted to play.






“You can all play,” said Stan.




Wilf hit the drum.





“Tap it,” said Stan. “Don’t bang it.”



What a grand band!



## ***Play a game***

### ***I'll give you a clue***

***To help the child to look closely at words.***

- Say, "Find the word I am thinking about. I'll give you a clue, it begins with...". Say the first two letter sounds of the word, for example, 'c-l' ('clap') or 'h-a' ('hands'). You may need to give the child the relevant page number.
- When the child has found the word, ask them to say the first two letters of another word to give you a clue to find the word.
- Have two or three turns each.

## ***Other ideas***

***You can use these ideas straight away, or on another day.***

- Find things around you that could be used as instruments in a band, e.g. a wooden spoon and two or three saucepans. Show the child how to tap the pans in time as you sing a song together.
- Together, look up information about different types of instruments in reference books or on the Internet.

# The Steel Band

Everyone wants to play in  
the steel band.

This story practises these words:

as don't help now put to my their  
us want(ed) who what with your

## Stage 3 First Phonics

The Duck Race

Sniff

Pond Dipping

The Ice Rink

The Mud Bath

The Steel Band



*Available in packs*

Stage 3 First Phonics Pack (one of each title) ISBN 978-0-19-846447-1

Stage 3 First Phonics Class Pack (six of each title) ISBN 978-0-19-846448-8

OXFORD  
UNIVERSITY PRESS

Orders and enquiries to Customer Services:  
tel. 01536 741171

For further information, phone the  
Oxford Literacy Care-line: tel. 01865 353881

text © Roderick Hunt 2004  
illustrations © Alex Brychta 2004

First published 2004

This edition published 2008

10 9 8 7 6 5 4 3

ISBN 978-0-19-846454-9



9 780198 464549