




Oxford
Reading
Tree

House for Sale



Roderick Hunt
Alex Brychta

Story written by Roderick Hunt
Illustrations by Alex Brychta



What's this story about?

Dad notices a house for sale that would be just right for the family. He takes everyone to look round the house. Biff and Chip choose their rooms and Kipper finds a tree house in the garden. Everyone is happy – even Floppy likes it!


Talk together

Look at the picture on the cover. If the child has ever moved house, talk to him/her about their last house. Look through the pictures to see what happens in the story.

Read the story

W = Word recognition **C** = Language comprehension

- Read the story together.
- W** Page 5, show the child that 'wallpaper' is made up from 'wall' and 'paper'.
- W** Page 8, notice that 'bedroom' is made up from 'bed' and 'room'.
- C** Talk about what Kipper did in each room in the house.
- C** Ask, "What did Biff and Chip like about their rooms?"
- C** Ask, "Do you think the family will have to do much to the house?" "How can you tell?" Look at page 9. Ask, "Why is Chip coughing?"
- C** At the end of the story, ask, "What did the family like about the house?" "What do you think Floppy liked?"
- W** Ask the child to read the story to you.



This house was for sale.




Dad liked the house.



Mum liked it too.



Biff and Chip looked at the house.



Everyone liked it. Kipper pulled the wallpaper.



They went into a room. Everyone liked this room.




Kipper looked up the chimney.




Biff wanted this bedroom. It was
a big room.



Kipper jumped on the bed.



Chip wanted this bedroom. It was a big room.



Kipper sat on a chair.



They went down the garden.




They looked at the tree house.
Kipper climbed the tree.



Biff and Chip climbed the tree.
They went in the tree house.



Kipper pulled a can down.



Everyone liked the house. Floppy liked it too.

Play a game

What happened next?

To help the child to remember the order that things happen in stories.

- Open the book at any double page. Read the pages, then ask, "What happened next?" The child tries to remember what is on the next page. Look at the book and check if he/she is right.
- Then the child chooses a page and asks you, "What happened next?"
- Have two or three turns each.

Other ideas

You can use these ideas straight away, or on another day.

- Find these words in the story that end in '-ed': 'liked', 'looked', 'pulled', 'wanted', 'jumped', 'climbed'. The child could try spelling as many of the words as he/she can.
- Find words beginning with 'w' in the story, asking the child to make a list.

I House for Sale

Everyone wants a new house.

This story practises these words:

bed down house jump(ed) pull(ed) too
tree want(ed)

Stage 4 Stories

- | | |
|------------------|-------------------|
| 1 House For Sale | 4 The Secret Room |
| 2 The New House | 5 The Play |
| 3 Come In! | 6 The Storm |

Available in packs

Stage 4 Stories Pack (one of each title) ISBN 978-0-19-846474-7

Stage 4 Stories Class Pack (six of each title) ISBN 978-0-19-846475-4



OXFORD
UNIVERSITY PRESS

www.OxfordPrimary.co.uk

Orders and enquiries to Customer Services:
tel. 01536 741171

For further information, phone the
Oxford Literacy Care-line: tel. 01865 353881

text © Roderick Hunt 1986
illustrations © Alex Brychta 1986
First published 1986

This edition published 2008
10 9 8 7 6 5 4 3 2

ISBN 978-0-19-846477-8



9 780198 464778

Printed in China by Imago