



Oxford  
Reading  
Tree

# The New House



Roderick Hunt  
Alex Brychta

Story written by Roderick Hunt  
Illustrations by Alex Brychta



### ***What's this story about?***

Today is the day the family move into the new house. A man with a van has come to take away all their furniture and belongings. Each family member helps him to put their things in the van. Everyone agrees that it is hard work!

### ***Talk together***

If the child has moved house, ask him/her to talk about it.

### ***Read the story***


**W** = Word recognition    **G** = Language comprehension

- Read the story together.
- W** Page 1, work out 'van' using letter sounds: v-a-n.
- W** Find these words that need to be recognised on sight: 'they', 'what', 'said'.
- W** Point to the exclamation marks on pages 2 and 3. Ask the child to read these sentences aloud. Explain that when a sentence has an exclamation mark, it needs to be read with lots of expression. Find and read aloud other sentences that have exclamation marks (pages 5, 7, 10, 11, 15, 16).
- G** Ask, "What did Kipper, Biff and Chip put in the van?" Can the child find the pages?
- G** Ask, "Do you think the family enjoyed moving house?"



A van came to the house.





“What a big van!” said Chip.




“What a big man!” said Kipper.






The man looked at the things.




“What a lot of things!” he said.





Mum and Dad helped the man.  
They put things in the van.





“What a job!” said Dad.



The children helped too. Kipper put his toys in the van.






Biff and Chip put the  
go-kart in.




They put a box in the van.  
“What a big box!” said Biff.





“What a job!” said everyone.



“Goodbye,” said Biff.  
“Goodbye,” said Chip.





“Come and play soon,” they said.




The van went to the new house.





Dad looked at Biff and Chip.  
“Oh no!” said Biff and Chip.



“What a job!” they said.



## **Play a game**

### ***When I moved house I packed...***

**To help the child to concentrate and remember what has been said.**

- Think of something you would pack if you moved house. Say, "When I moved house I packed my clothes."
- The child thinks of something else, and says, e.g. "When I moved house I packed my clothes and my teddy."
- Go on taking turns, adding another thing each time.
- Have fun going on until you begin to forget what came next.

## **Other ideas**

***You can use these ideas straight away, or on another day.***


- Ask the child to find words with three letters in the story and to say the sounds of the letters in each word, e.g. 'job': j-o-b. The child can then practise spelling them.
- Find 'man' and 'van' in the story (pages 2 and 3). Ask the child to think of as many words as he/she can that rhyme with 'man'. Praise the child for thinking of lots of words.

# 2 The New House

Everyone moves house.

This story practises these words:

came good(bye) help(ed) house man  
new put too what



## Stage 4 Stories

- |                  |                   |
|------------------|-------------------|
| 1 House For Sale | 4 The Secret Room |
| 2 The New House  | 5 The Play        |
| 3 Come In!       | 6 The Storm       |

*Available in packs*

Stage 4 Stories Pack (one of each title) ISBN 978-0-19-846474-7

Stage 4 Stories Class Pack (six of each title) ISBN 978-0-19-846475-4

**OXFORD**  
UNIVERSITY PRESS

Orders and enquiries to Customer Services:  
tel. 01536 741171

For further information, phone the  
Oxford Literacy Care-line: tel. 01865 353881

text © Roderick Hunt 1986  
illustrations © Alex Brychta 1986  
First published 1986

This edition published 2008  
10 9 8 7 6 5 4 3 2

ISBN 978-0-19-846478-5



9 780198 464785