




Oxford
Reading
Tree

The Secret Room



Roderick Hunt
Alex Brychta

Story written by Roderick Hunt
Illustrations by Alex Brychta



What's this story about?

The family is decorating the new house. When they pull off the old wallpaper they find a door to a secret room. Inside the secret room there is a doll's house.

Talk together

Talk about the work involved in redecorating a room. Ask the child if he/she has ever helped to decorate at home. Ask, "Do you remember what it looked like before?"


Read the story

W = Word recognition **C** = Language comprehension

- Look through the pictures to see what happens. Read the story together.
- C** Page 5, notice what Biff was thinking. Ask, "What kind of wallpaper did Biff want?"
- C** Page 17, ask, "Who do you think had made the little house?"
- W** On page 18, if the child reads 'fined' for 'found', show them how to look at the letter sounds: f-ou-n-d.
- C** Discuss where the family found the secret room. Help the child to find the evidence in the book to show that it is in Biff's room, e.g. look at pages 6 and 7 which show Mum, Dad and Biff buying the wallpaper for Biff's room before they put it up on pages 8-11; turn to page 22 to see the secret room within Biff's room and then read about it on page 23.
- Ask the child to read the story to you. Decide how much to read, then put in a bookmark and read more tomorrow.



Biff and Chip liked the new house.
They helped Mum and Dad.



Mum put wallpaper on the wall.
Chip helped her.




Dad painted a door. Biff helped him.




Biff was in her room. Dad
looked at the wallpaper.



Biff wanted new wallpaper.




They went to the wallpaper shop.



Biff looked at the wallpaper.
She liked this wallpaper.



Mum and Dad pulled the
wallpaper off.




Biff and Chip helped.
“What a job!” said Chip.




Biff found a door.



The door was stuck.



Mum opened the door. She found
a room.



Everyone looked inside.



Mum went into the secret room.
She found a little house.



“It looks like our house,”
said Mum.



Biff opened the little house.
Everyone looked inside.




“It looks like our house inside,”
said Biff.



Kipper found a little dog.
“Look at this little dog,”
said Kipper.



“It looks like our dog. It looks like Floppy.”




Chip found three little children.



“Look at the children,” said Chip.
“They look like us.”



Biff liked her bedroom. She liked the secret room too.



Dad painted the secret room.
Biff put things inside.



Biff was in bed. She was fast asleep. She dreamed about the little children.

Play a game

Find '-ed' words

To help the child to notice spelling patterns in words.

- Open the book at any page. Ask the child to look for a word that ends with '-ed'.
- The child opens the book at any page for you to look for an '-ed' word.
- Have two or three turns each, then read all the '-ed' words you can find in the story. See who can spot the most.

Other ideas

You can use these ideas straight away, or on another day.

- Find 'found' on pages 10, 14, 18 and 20. Together, practise spelling 'found'.
- Talk about what it would be like to find a secret room. Ask the child to imagine what might be inside it. Ask, "What would you like to find inside the room?"

4 The Secret Room

Biff finds a secret room.

This story practises these words:

about bed door help(ed) her him house
little new our pull(ed) put three too us
want(ed) what



Stage 4 Stories

- | | |
|------------------|-------------------|
| 1 House For Sale | 4 The Secret Room |
| 2 The New House | 5 The Play |
| 3 Come In! | 6 The Storm |

Available in packs

Stage 4 Stories Pack (one of each title) ISBN 978-0-19-846474-7

Stage 4 Stories Class Pack (six of each title) ISBN 978-0-19-846475-4

OXFORD
UNIVERSITY PRESS

www.OxfordPrimary.co.uk

Orders and enquiries to Customer Services:
tel. 01536 741171

For further information, phone the
Oxford Literacy Care-line: tel. 01865 353881

text © Roderick Hunt 1986
illustrations © Alex Brychta 1986
First published 1986

This edition published 2008
10 9 8 7 6 5 4 3 2

ISBN 978-0-19-846480-8



9 780198 464808

Printed in China by Imago