

perform[®]
panel

Today's alternative to tiles

2024 Collections

Cabana Wood





Contents

03

Introduction

05

About Us

09

Origins Collection

11

Harmony Collection

13

Elegance Collection

15

Tile Effect Collection

17

Flooring Collection

19

Applications

21

Trims & Finishes

23

Product Specifications

25

Manufacturing & Installation

29

PVC

White Frost

Today's alternative to tiles

With easy installation, no grouting and a unique high-performance fitting system, Perform Panel is the beautiful, efficient, modern alternative to tile. Available in a large selection of stylish designs across four core ranges, Perform Panel works with any interior scheme. Made in the UK, by a family firm trusted by the building industry for over 163 years.





Quartz

No other panel performs like Perform Panel

Perform Panel works beautifully for bathrooms - and many other applications. Being five times faster to fit than tiles and exceptionally easy to maintain, our wall panels are perfect for a wide range of projects from bathroom wet walls to hygienic wall cladding in commercial properties.

Nu-lock. Just click to fit.

Our unique Nu-Lock tongue-and-groove click system gives you a seamless, practically invisible finish, a major improvement on the traditional straight joint profile. The Nu-Lock system is available in almost all of our designs. While accuracy of pattern alignment is dependent on scale of pattern, Nu-Lock will ensure fast and seamless results that last a lifetime.

Scan here to see how Nu-lock panels fit together seamlessly






Concrete

Keeping plywood at the core

In our commitment to delivering quality, high performing products we use plywood in the core of our panels. Our standard panels feature an Indonesian 5-ply core and Nu-lock panels feature a Latvian 7-ply Birch plywood core. Certified as responsible purchasers of timber and members of Timber Development UK, our cores are only sourced from FSC and PEFC certified suppliers.





**Five times faster
than tiles**



**Save time & money
with Perform Panel**



**Seamless finish
for easy cleaning**



**Backed by a
35 year guarantee**



**Design without
borders**

Ardesia

Origins Collection

Where the Perform Panel story begins. Striking, contemporary designs and exceptional performance in a spectrum of colour from bright, light hues to rich, deep tones.

Wide-ranging
Hard-wearing
Ultra-modern





Arctic Shimmer



Beige Eiger



Black Bonito




Blue Eiger




Cloudy Marble



Grey Bonito



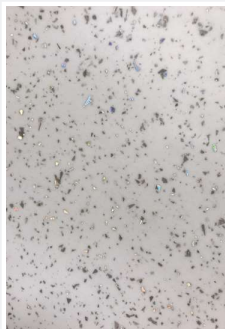
Midnight Sparkle



Moonlight Shimmer



Oyster Marble



Snowflake Sparkle



Stratus Marble



Toffee Marble




Travertino



White Bonito



White Frost



White Gloss

Toffee Marble

Harmony Collection

Classic colours and seductive textures combine in a collection that adds luxury to any project. The Harmony Collection includes designs ranging from understated elegance to glamorous, boutique-hotel chic.

Simple

Classic

**Understated
Elegance**

Available in gloss, matt and textured finishes depending on the decor chosen.



Bianco Ash



Bianco Ash



Bithon Marble



Bowen Marble



Cabana Wood



Clear Splendour



Cobalt




Coca Icing




Concrete



Dandy Wood



Irish Cream



Pale Grey



Roffel Marble



Silver




Titanium




Tropic Reed



Verde Marble



Warm Grey



Zinc

Elegance Collection

Adding unmistakable luxury to the performance and practicality of Perform Panel, our Elegance Collection focuses on warm, natural colours and textures, creating an oasis of calm within the modern home.

Warm

Natural

**Unmistakeable
Luxury**

Available in gloss, matt and textured finishes depending on the decor chosen.





Statuario Marble



Ardesia



Argon



Carbon Elements




Cement



Lima



Lisbon



Lithium Elements



Marrakech



New Greystone



New Sandstone



Nickel Elements



Quartz



Statuario Marble



Urban Fall

Tile Collection

Achieve the timeless look of tiles, without all the work. Our innovative Tile Collection comes in a variety of designs and tile sizes to suit every style.



Snow White Glossy



Royal Oak Brushed
600 x 300
200 x 2400
Herringbone
Hexagonal



Cement Satin
600 x 300
600 x 600



Star Blue Satin
600 x 300
600 x 600
Herringbone
Hexagonal



White Marble Satin
600 x 600
600 x 1200



Concrete Brushed
600 x 600



Santorini Marble
600 x 600




Black Velvet Satin
600 x 600
Herringbone
Hexagonal



Natural Slate Brushed
600 x 600
600 x 1200
Herringbone
Hexagonal



Stromboli Marble
600 x 1200



Snow White Glossy
600 x 150
Herringbone
Hexagonal




Federa Brushed
All Over


Designs




600 x 150



600 x 300




600 x 600




600 x 1200




200 x 2400



All Over



Herringbone



Hexagonal

All sizes are shown in millimetres

Flooring Collection

Perform Flooring comes in twelve stylish designs to complement any interior design scheme. Combining the durability and lightness of vinyl with the look of traditional materials.



Oyster Beige



Aegean Brown Marble
(Tile)



Dark Travertine
(Tile)



Autumn Sunstone
(Tile)



Rustic Clay
(Tile)



Oyster Beige
(Tile)



Natural Oak
(Narrow)



Weathered Driftwood
(Narrow)



Antique Oak
(Narrow)



Warm Mahogany
(Narrow)



Dark Mocha
(Narrow)



Light Chestnut
(Wide)



Classic Nutwood
(Wide)



**Built on
1mm underlay**



**Designed
to last**



**Seamless
installation**



**Guaranteed
performance**




**Fit in a fraction
of the time**

A panel for every project

Perform Panel works beautifully for bathrooms - and many other applications - whatever the interior design style. And it's not just bathroom wet walls - Perform Panel offers worktops, kitchen splashbacks and flooring making it ideal for gyms, hospitals, shops and many more environments.

Scan here to order samples for your project





Federa Brushed



Clear Splendour



Stratus Marble

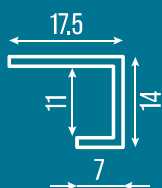


Cement

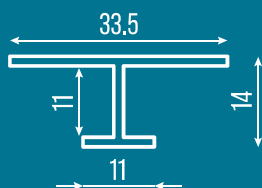
Trims

The perfect panel deserves the perfect trim. Seal and finish edges and joints with our range of wall panel trims, available in a variety of finishes including satin anodised aluminium, white, chrome, brushed black, brushed brass or black. Trim samples can be requested as part of a 'trim bundle' or in a specific finish.

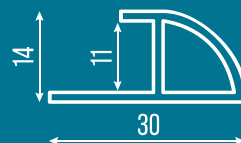
All trims are available in 2450mm long sections, with the exception of the Panseal trim which is only available in 1850mm long sections.



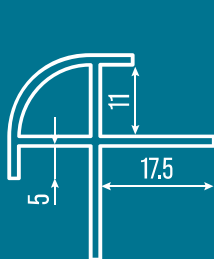
End Cap



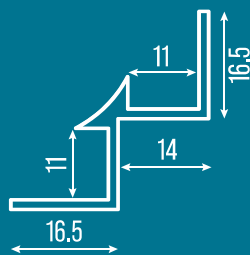
Straight Joint



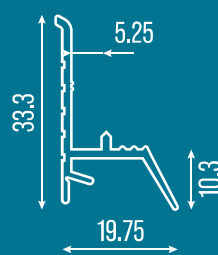
Quadrant End Cap



External Corner



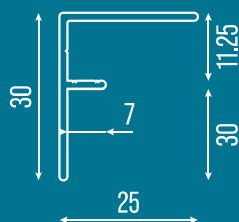
Internal Corner



Panseal Trim*



Base Trim**



Hidden Corner Trim***





Roffle Marble

Finishes

Perform Panel is available in a selection of different finishes, depending on the selected decor. These include gloss, matt and textured finishes.

Adhesive & Silicone

Our own brand adhesive and silicone sealant have been developed specifically to ensure optimum performance with our panels and trims. Colour matched silicone is available, subject to a minimum order.

Specifications

Origins, Harmony & Elegance Panels

Supplied in an 11mm thickness, with three standard sizes, in either an MDF (exterior or moisture resistant grade) or a WBP Plywood (5-ply Indonesian on standard panels or 7-ply Birch on Nu-lock panels) core.

2400 x 600mm

Plywood Weight	12kg
MDF Weight	13kg

2400 x 900mm

Plywood Weight	18kg
MDF Weight	20kg

2400 x 1200mm

Plywood Weight	24kg
MDF Weight	26kg

*Nu-Lock panels have a slightly reduced face size.
Working sizes are as follows:

2400 x 580mm | 2400 x 880mm | 2400 x 1180mm

Perform Panel can also be cut to specific sizes to suit the customers' requirements. Please get in touch if you wish to enquire about a custom size.

Tile Effect Panels

Supplied in a 10.2mm thickness with one standard size, in a 7-ply Birch plywood core. These come with tongue and groove fitting as standard.

2400 x 620 x 10.2mm
(Pack of 2 boards 22.6kg)

Flooring

Tile

457 x 300 (1.37m² per pack)

Narrow

1220 x 176 (1.71m² per pack)

Wide

1500 x 220 (1.98m² per pack)

Worktops

Made with MR MDF core and balancer to the back and supplied with loose edging.

2400 x 380 x 32mm Square Edge

Tolerances

Length +/- 1.5mm


Width +/- 0.5mm Thickness +/- 0.5mm

Difference from level +/- 0.2mm

Curving Convex 1.00mm

Curving Concave 2m





Travertino

Installation in hours, not days

With Perform Panel there's no grouting - which means no curing time and no messy clean-up. You can usually fit a full wall, using made-to-measure panels or standard sizes, in just a few hours. Particularly with our Nu-lock system, installation is fast, accurate and delivers seamless results that last a lifetime.

Scan here to view complete
installation instructions







Argon

Just 163 years to bring you tomorrow's bathroom wall

Backed by a family company that's been serving the UK building industry since 1860, we strive for quality and safety when manufacturing every panel using state-of-the-art machinery and have achieved ISO 90001:2015 accreditation.

Our standard panels are manufactured using either a 5-ply plywood core or MDF (exterior or moisture resistant). Our Nu-lock panels are manufactured using a 7-ply Birch plywood core. The boards are bonded to HPL (High-Pressure Laminate) to the front face and a backing HPL to reverse. Paper forms the basis of High-Pressure Laminates. The paper is impregnated with phenolic and melamine resins,

dried and compressed to form a hard-wearing, stable coating. The laminate can be bonded to various substances and is resistant to most chemicals. With a vast range of experience in delivering products for multiple sectors, we take pride in our customer service and will guide you through the process to ensure you receive what is right for your specification and requirements.



PVC Wall and Ceiling Panels


We also offer a range of PVC wall and ceiling panels available in a variety of colours, which are ideal for both domestic and commercial applications. All panels feature a tongue and groove click system making them easy to install for a quick but luxurious finish to any room.



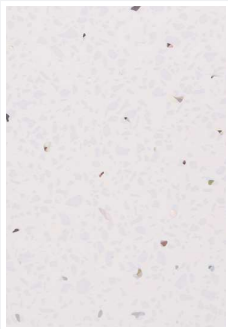
Matt Carrara

Wall Panels

Dimensions
2400 x 1000 x 10mm



White Gloss



White Sparkle



Travertine



Grey Marble



Retro Metallic



Pergamon Marble




Matt Carrara

Ceiling Panels


Dimensions
250 x 2600 x 7.5mm | 250 x 4000 x 7.5mm

Supplied in packs of 4


*Available upon request in 8,5 or 10mm thicknesses



White Matt




White Gloss



Ceiling Clad White



Moderna White & Silver



White Chrome



Ceiling Clad White



Coca Icing

perform[®]
panel



A Donaldson Family Company 

Aberdeen

25 Silverburn Crescent,
Bridge of Don Industrial Estate,
Aberdeen AB23 8EW

+44 (0)1224 823000

Barnsley

Unit 2B Shortwood Business Park,
Shortwood Way,
Barnsley S74 9LH

+44 (0)1224 027370

Birmingham

Unit 28 Elmdon Trading Estate,
Marston Green,
Birmingham B37 7HE

+44 (0)1224 823000

Bridgwater

1606 Carnival Way,
North Petherton,
Bridgwater TA6 6GY

+44 (0)1278 551520