



## BRIEF INFORMATION

### Black Magic Cubes Kit

- Full blackout appearance including black brackets
- Sleek design eliminates dust and dirt from being lodged in edges
- Each kit includes the wiring harness with DT connector, switch, connector and relays (easy to install)
- Compact design for universal installation

Edgeless design  
avoids sticking of  
dust and rain

Full blackout appearance



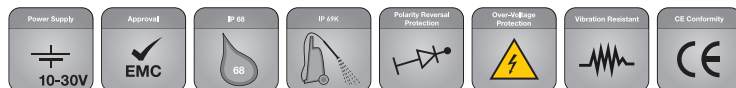
Black holder for  
mounting options  
upright and pendant

Smart constructed  
reflector without  
glare effect

## PRODUCT FEATURES

HELLA's Black Magic Cubes are available in 2 sizes, 2.7" and 3.2". Distinguished by the full blackout appearance and sleek design makes this light stand out from the crowd. Black Magic Cubes received the highest dust and waterproof rating. They come in kits of 2 lights including a wiring harness with DT connector, switch, connector and relays making them easy to install. The 3.2" is available in Flood or Spot light and can be upright or pendant mounted or integrated into the body work or bumper. HELLA's Black Magic Cubes are ready to brighten up your next adventure.

# TECHNICAL DETAILS

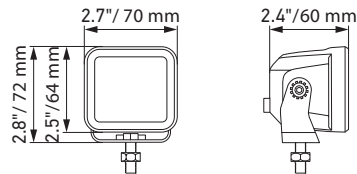


## Technical data

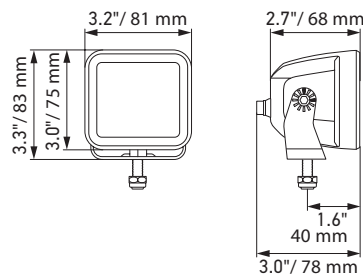
Rated voltage	Multi-voltage
Operating voltage	10–30 V
Current consumption	2.7": 1.8 A (12 V) / 0.9 A (24 V) 3.2": 3.4 A (12 V) / 1.6 A (24 V)
Power consumption	20 W (2.7") 40 W (3.2")
Light function	Spot or Flood
Light source	LED
Colour temperature	5,700 Kelvin
Material	Aluminium, black stainless steel bracket
Weight	350 g (single light 2.7") 358 g (single light 3.2") 372 g (flush mount 3.2" single)
Protection class	IP 68, IP 69K
EMC protection	ECE-R10
Mounting	Upright / pendant or flush mounting
Connection	DT connector
Amount of LEDs	4
Length of cable	500 mm cable with DT connector + short adapter harness
Light performance (effective)	1,400 lm (2.7") 3,000 lm (3.2")
Application	For Offroad vehicles such as 4x4's, SUV's, Pick-ups, Buggy's, Quads, Trikes, Snow mobiles, Construction Machinery, Tractors

## Technical drawing

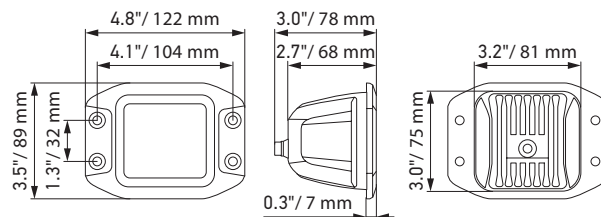
### LED Cube 2.7" (surface mount version)



### LED Cube 3.2" (surface mount version)



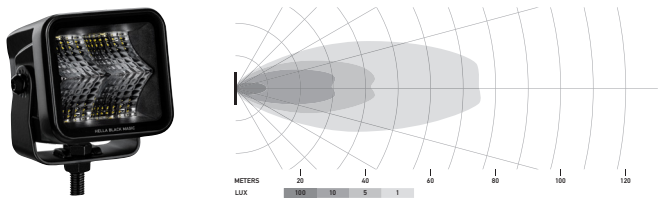
### LED Cube 3.2" (flush mount version)



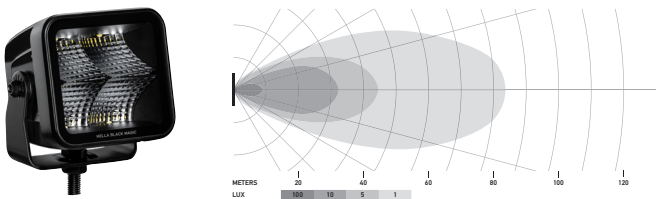
# ILLUMINATION

The light distribution charts show the ranges of two lights (a pair).

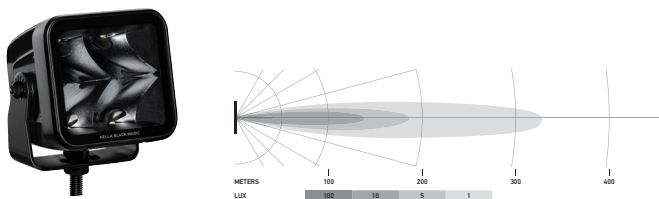
LED Cube KIT 2.7", Flood



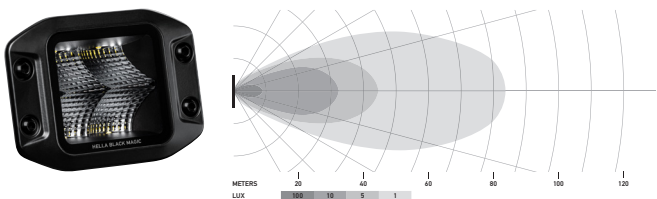
LED Cube KIT 3.2", Flood




LED Cube KIT 3.2", Spot



LED Cube KIT 3.2", Flood / Flush







# APPLICATION EXAMPLES



- 1) 2 x Black Magic Cube: A-Pillar mount – angled outside
- 2) 2 x Black Magic Cube: Bumper mount

# PROGRAM OVERVIEW

Scope of delivery	Description	Part number
	<p>LED Cube Kit 2,7" (Flood)</p> <p>Includes: (2) LED spotlights, (1) relay, (1) switch and mounting instructions, (1) wiring harness with DT connector</p>	1FA 358 176-801
	<p>LED Cube Kit 3.2" (Flood)</p> <p>Includes: (2) LED spotlights, (1) relay, (1) switch and mounting instructions, (1) wiring harness with DT connector</p>	1FA 358 176-811
	<p>LED Cube Kit 3.2" (Spot)</p> <p>Includes: (2) LED spotlights, (1) relay, (1) switch and mounting instructions, (1) wiring harness with DT connector</p>	1FA 358 176-821
	<p>LED Cube Kit 3.2" (Flood / Flush)</p> <p>Includes: (2) LED spotlights, (1) relay, (1) switch and mounting instructions, (1) wiring harness with DT connector</p>	1FA 358 176-831